



Kevin Litwicki - NMLS # 289959
Sr. Mortgage Advisor, Stampfli Mortgage LLC
NMLS # 1598803
303 S. Main Street Verona, WI 53593

Office: 608-572-7522
Fax: 888-988-0013
kevin@stampflimortgage.com
[View My Website](#)

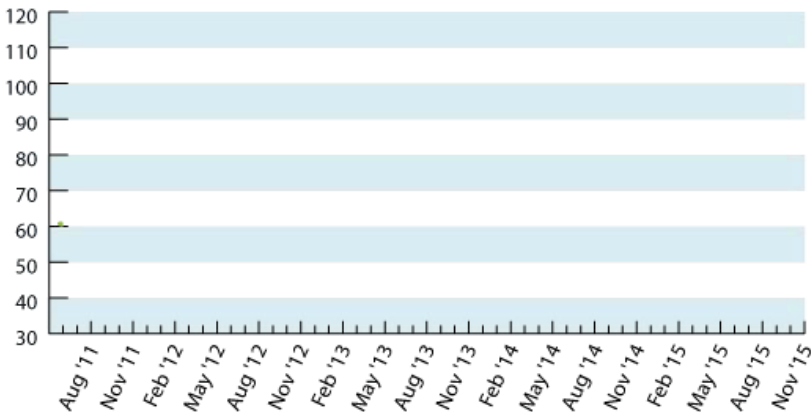
Consumers go Bearish again on Home Selling

The latest **Home Purchase Sentiment Index (HPSI)** remained at an elevated level Fannie Mae said today, but internal data within the index does not bode well for housing inventories. The Index, derived from answers given to six of the primary questions contained in the company's National Housing Survey (NHS), decreased by 2.4 points to 80.8 in November.



Home Purchase Sentiment Index™

November 2015



Source: Fannie Mae's Home Purchase Sentiment Index™

That reading is near the survey high which occurred in June, but responses to a key index component, whether it is a good time to sell a house, **fell by six points** on net and fewer than half of respondents (48 percent) consider it a good time to sell while 44 percent consider it a bad time. Responses that it is a good time to buy moved up 2 points to 64.

National Average Mortgage Rates



	Rate	Change	Points
--	------	--------	--------

Mortgage News Daily

30 Yr. Fixed	7.28%	-0.09	0.00
15 Yr. Fixed	6.75%	-0.07	0.00
30 Yr. FHA	6.70%	-0.12	0.00
30 Yr. Jumbo	7.48%	-0.07	0.00
5/1 ARM	7.35%	-0.07	0.00

Freddie Mac

30 Yr. Fixed	7.22%	-0.22	0.00
15 Yr. Fixed	6.47%	-0.29	0.00

Mortgage Bankers Assoc.

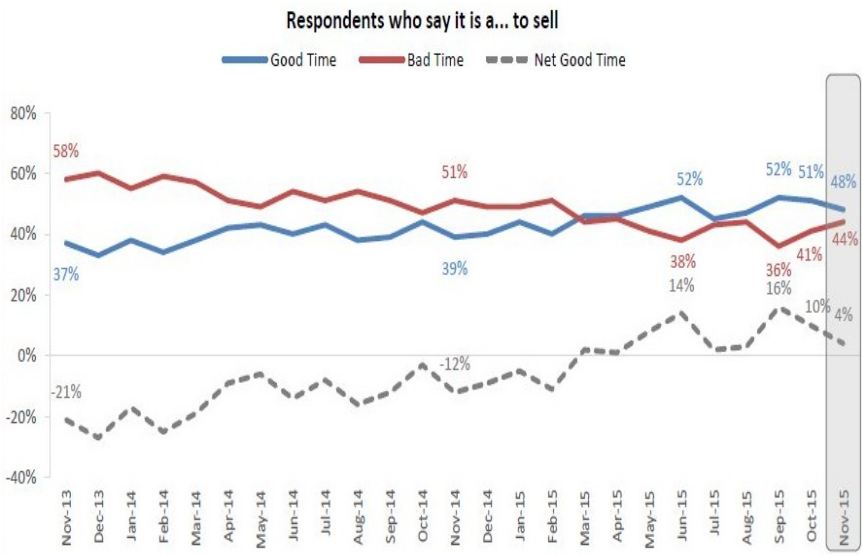
30 Yr. Fixed	7.24%	+0.11	0.66
15 Yr. Fixed	6.75%	+0.11	0.64
30 Yr. FHA	7.01%	+0.11	0.94
30 Yr. Jumbo	7.45%	+0.05	0.56
5/1 ARM	6.64%	+0.12	0.87

Rates as of: 5/3

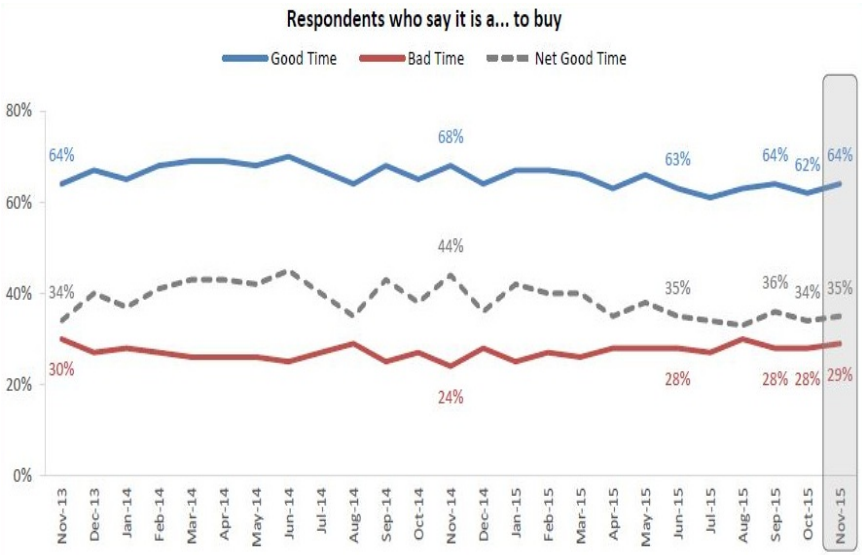
Recent Housing Data

		Value	Change
Mortgage Apps	Apr 24	196.7	-2.67%
Building Permits	Mar	1.46M	-3.95%
Housing Starts	Mar	1.32M	-13.15%
New Home Sales	Mar	693K	+4.68%
Pending Home Sales	Feb	75.6	+1.75%
Existing Home Sales	Feb	3.97M	-0.75%

Housing News Update



		Value	Change
Builder Confidence	Mar	51	+6.25%

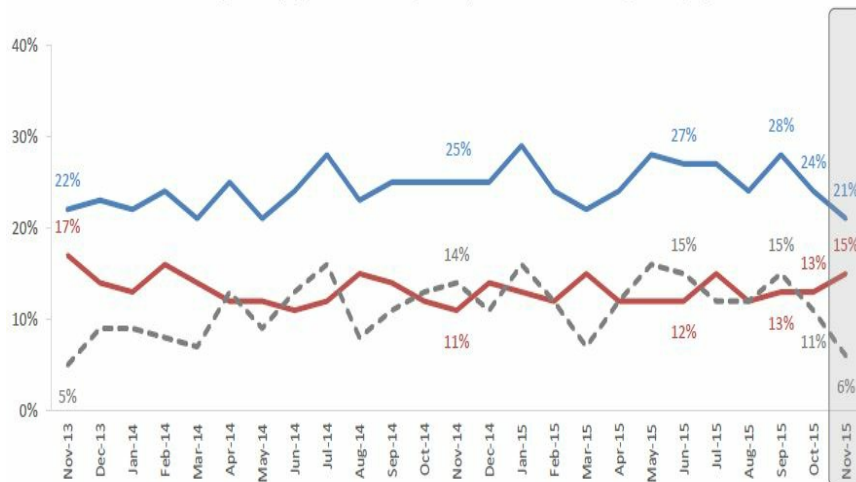


Concern about job loss remains minimal - 84 percent of respondents are unconcerned about the possibility of job loss although that did decline by a point. However respondents reporting a higher household income over the last 12 months has **dropped by 6 percentage points** since September, to 21 percent, while those reporting lower income rose to 15 percent in November from 13 percent in October. The net level of those responses set this HPSI component back to just below its March 2015 level.

Housing News Update

Respondents who say their household income is... than it was 12 months ago

— Significantly Higher — Significantly Lower — Net Significantly Higher



"The latest reading of the remains **near the survey's high** witnessed in June, exemplifying the theme we laid out at the beginning of the year: the economy drags housing upward," said Doug Duncan, senior vice president and chief economist at Fannie Mae. "While aggregate income growth has gradually picked up with a continually improving labor market, consumers' assessment of their income over the past year has not yet shown sustained improvement, partially weighing on overall sentiment. This year's housing market is poised to be the best since 2007; however, consumers' ability and willingness to purchase a home is likely to remain an issue in many regions going forward until we see consumer confidence in their income growth consistently gain traction."

The net share of respondents who say that home prices will go up remained constant at 38 percent while the net of those who say mortgage interest rates will go down fell 2 percentage points to negative 48%.

The HPSI distills information about consumers' home purchase sentiment from the NHS into a single number intended to reflect consumers' current views and forward-looking expectations of housing market conditions and complements existing data sources to inform housing-related analysis and decision making. The NHS polls 1,000 Americans by phone each month to assess their attitudes toward owning and renting a home, home and rental price changes, homeownership distress, the economy, household finances, and overall consumer confidence. Of the more than 100 questions asked in the survey six are used to construct the HPSI; whether they consider it a good or bad time to buy or sell a home, the direction they expect home prices and interest rates to move, their concern about their own job stability and whether their incomes are rising, falling, or staying the same.

All Your Mortgage Needs, Professionally Delivered with a Personal Touch

Whether you're a first-time homebuyer hoping to navigate the process of buying a home so that it is a fun and anxiety-free process or a homeowner looking for refinance options that deliver more freedom and flexibility, I can help you analyze your current situation and find money saving options. With expertise in all areas of mortgage and financing, my hope is that once I become your mortgage partner, I'll stay your mortgage partner. With clients from A to Z, files never leave my hands or my desk. From start to finish, every step of the way, my goal is to keep the lines of communication open, provide complete and attentive service, and ensure the most seamless and satisfactory process possible.

Kevin Litwicki - NMLS # 289959

