



Kevin Litwicki - NMLS # 289959
Sr. Mortgage Advisor, Stampfli Mortgage LLC
NMLS # 1598803
303 S. Main Street Verona, WI 53593

Office: 608-572-7522
Fax: 888-988-0013
kevin@stampfli mortgage.com
[View My Website](#)

Lowest Rates Since May, But There's a Catch

Rates ended the week at the best levels since late May. That sounds pretty great, right?! Unfortunately, there's a fairly big catch.

The problem with the past month and a half is that the range has been excruciatingly narrow. In fact, if you've been in the market for a loan during that time, you probably haven't seen your quoted interest rate change at all.

The chart below only **looks** like it's moving in July because it is adjusted for small day-to-day changes in lenders' **upfront costs**. That's a bit of tricky topic because "upfront costs" mean different things to different people. In this case, it refers to the costs that correspond with any given rate on a lender rate sheet.

These upfront costs let us see mortgage rate movement even if the payment rate or "**note rate**" isn't moving. Think of them as fine-tuning adjustments.

National Average Mortgage Rates



	Rate	Change	Points
Mortgage News Daily			
30 Yr. Fixed	7.02%	+0.03	0.00
15 Yr. Fixed	6.53%	+0.03	0.00
30 Yr. FHA	6.55%	+0.03	0.00
30 Yr. Jumbo	7.31%	+0.01	0.00
5/1 ARM	7.24%	+0.04	0.00

Freddie Mac

30 Yr. Fixed	7.02%	-0.42	0.00
15 Yr. Fixed	6.28%	-0.48	0.00

Rates as of: 5/16

Market Data

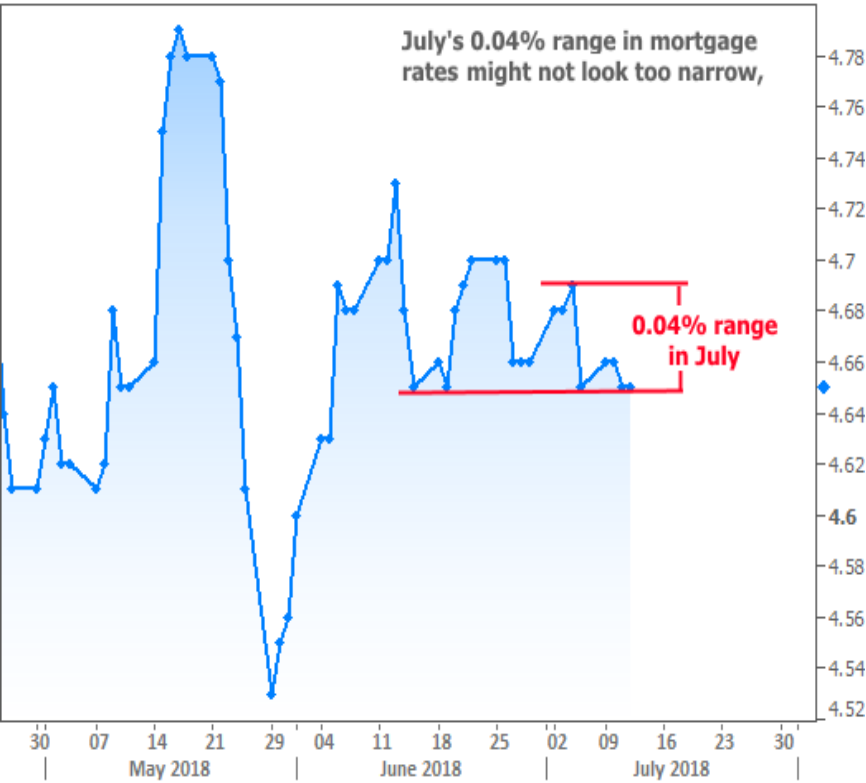
	Price / Yield	Change
MBS UMBS 6.0	100.55	-0.25
MBS GNMA 6.0	101.31	-0.18
10 YR Treasury	4.3269	-0.0136
30 YR Treasury	4.4864	-0.0202

Pricing as of: 5/16 5:59PM EST

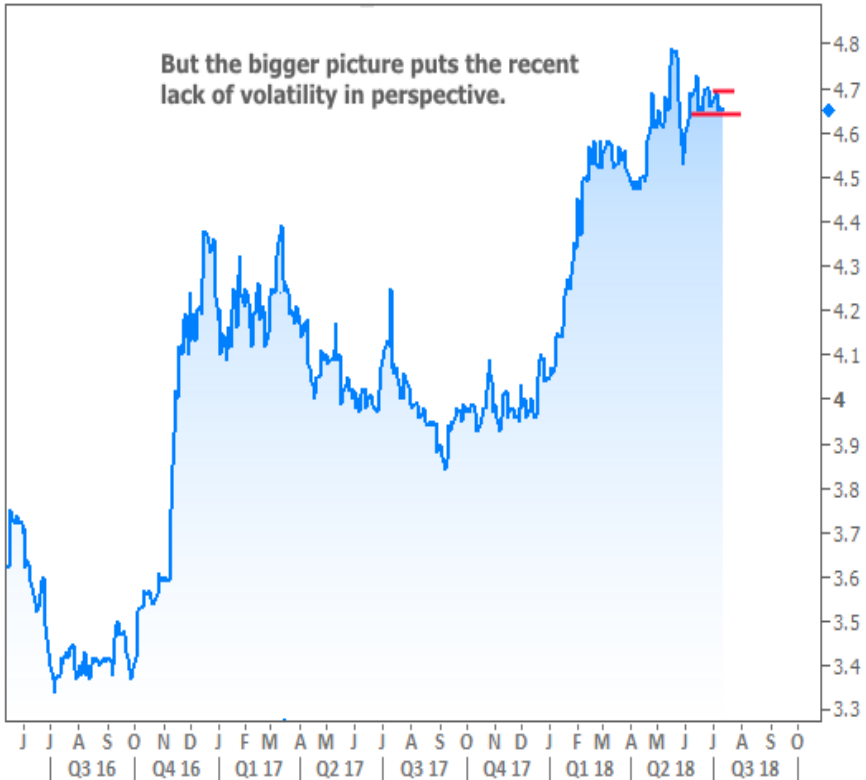
Recent Housing Data

		Value	Change
Mortgage Apps	May 15	198.1	+0.51%
Building Permits	Mar	1.46M	-3.95%
Housing Starts	Mar	1.32M	-13.15%
New Home Sales	Mar	693K	+4.68%
Pending Home Sales	Feb	75.6	+1.75%
Existing Home Sales	Feb	3.97M	-0.75%
Builder Confidence	Mar	51	+6.25%

Average Mortgage Rates



Average Mortgage Rates

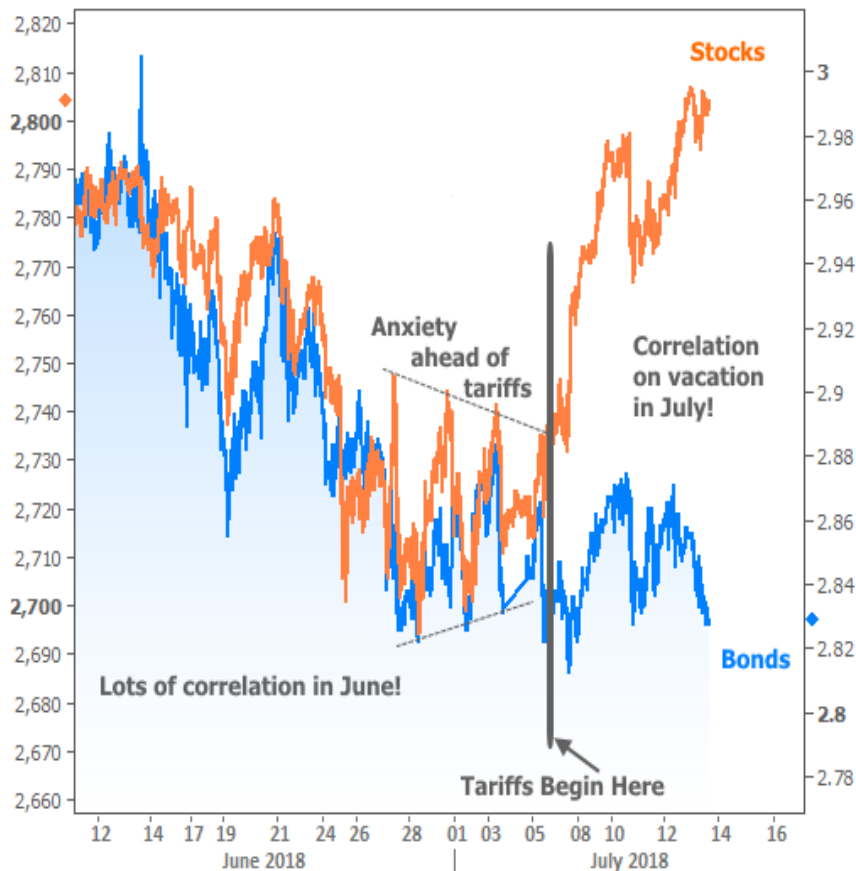


Why does any of that matter? In one sense, it prepares you to be appropriately cynical about next week's potential mortgage rate headlines. Beyond that, the sideways grind in rates is one of our industry's most visible manifestations of the uncertainty in broader financial markets.

Part of the uncertainty is due to the general realities of summertime trading--especially in the bond market (which underlies rates). A **bigger driver of uncertainty** is something we talked about in [last week's newsletter](#): the implementation of tariffs on China and the fear of market backlash.

There's a visible reference to the uncertainty in the correlation between stocks and bonds heading into the end of last week. We often see both sides of the market huddle together with higher lows and lower highs, waiting for an indication of the next big move. The chart below shows that stocks quickly forgot about last week's fears while the jury is still out for bonds.

Stocks vs Bonds



So **who's telling the truth here?** Did stocks jump the gun or are bonds taking too much time to decide? As is often the case, zooming out a bit will tell us what we need to know. Incidentally, BOTH stocks and bonds are still in bigger-picture consolidation patterns for essentially all of 2018.

Stocks vs Bonds



In other words, neither side of the market is telling the truth OR lying. Both still aren't exactly sure which way the next move will go. If past precedent is any guide, we may be waiting to find out conclusively until the summertime trading slowdown ends in September. Either way, the presence of these consolidations **greatly increases the odds** of a bigger move on the horizon.

Subscribe to my newsletter online at: <http://housingnewsletters.com/kevinlitwicki>

Recent Economic Data

Date	Event	Actual	Forecast	Prior
Tuesday, Jul 10				
1:00PM	3-Yr Note Auction (bl)	33		
Wednesday, Jul 11				

Event Importance:

- No Stars = Insignificant
- ☆ Low
- ★ Moderate
- ★★ Important
- ★★★ Very Important

Date	Event	Actual	Forecast	Prior
7:00AM	w/e MBA Purchase Index	261.5		245.5
7:00AM	w/e Mortgage Refinance Index	958.5		996.0
8:30AM	Jun Producer Prices (%)	0.3	0.2	0.5
8:30AM	Jun Core Producer Prices YY (%)	2.8	2.6	2.4
10:00AM	May Wholesale inventories mm (%)	0.6	0.5	0.5
1:00PM	10-yr Note Auction (bl)	22		
Thursday, Jul 12				
8:30AM	Jun CPI mm, sa (%)	0.1	0.2	0.2
8:30AM	Jun Core CPI Year/Year (%)	2.3	2.3	2.2
8:30AM	w/e Jobless Claims (k)	214	222	231
1:00PM	30-Yr Bond Auction (bl)	14		
Friday, Jul 13				
8:30AM	Jun Export prices mm (%)	0.3	0.2	0.6
8:30AM	Jun Import prices mm (%)	-0.4	0.1	0.6
10:00AM	Jul 5yr Inflation Outlook (%)	2.4		2.6
10:00AM	Jul 1yr Inflation Outlook (%)	2.9		3.0
10:00AM	Jul Consumer Sentiment	97.1	98.2	98.2
Monday, Jul 16				
8:30AM	Jun Retail Sales (%)	+0.5	0.5	0.8
8:30AM	Jul NY Fed Manufacturing	22.6	22.00	25.00
10:00AM	May Business Inventories (%))	+0.4	0.4	0.3
Tuesday, Jul 17				
9:15AM	Jun Capacity Utilization (%)	78.0	78.3	77.9
9:15AM	Jun Industrial Production (%)	+0.6	0.6	-0.1
10:00AM	Jul NAHB housing market indx	68	68	68
Wednesday, Jul 18				
7:00AM	w/e MBA Purchase Index	247.9		261.5
7:00AM	w/e Mortgage Refinance Index	979.6		958.5
8:30AM	Jun Building permits: number (ml)	1.273	1.330	1.301
8:30AM	Jun House starts mm: change (%)	-12.3		5.0
8:30AM	Jun Build permits: change mm (%)	-2.2		-4.6
8:30AM	Jun Housing starts number mm (ml)	1.173	1.320	1.350
Thursday, Jul 19				
8:30AM	Jul Philly Fed Business Index	25.7	21.5	19.9
8:30AM	w/e Jobless Claims (k)	207	216	214
10:00AM	Jun Leading index chg mm (%)	0.5	0.4	0.2

All Your Mortgage Needs, Professionally Delivered with a Personal Touch

Whether you're a first-time homebuyer hoping to navigate the process of buying a home so that it is a fun and anxiety-free process or a homeowner looking for refinance options that deliver more freedom and flexibility, I can help you analyze your current situation and find money saving options. With expertise in all areas of mortgage and financing, my hope is that once I become your mortgage partner, I'll stay your mortgage partner. With clients from A to Z, files never leave my hands or my desk. From start to finish, every step of the way, my goal is to keep the lines of communication open, provide complete and attentive service, and ensure the most seamless and satisfactory process possible.

Kevin Litwicki - NMLS # 289959

