



Joel Keith
Loan Officer, Southern Fidelity Mortgage Group of Huntsville
NMLS #1861972
3350 L&N Drive Huntsville, AL 35801

Office: 256-489-2650
Mobile: 612-281-2063
joel@sfmghuntsville.com
[View My Website](#)

ONCE AGAIN: THE FED DOESN'T SET MORTGAGE RATES!

While this newsletter series has said it many times before and in many different ways, it bears repeating (and perhaps some extra emphasis this time around): **THE FED DOESN'T SET MORTGAGE RATES.**

Here are several recent examples of the same thesis for those that really want to dig in to the underlying science and track record:

- [Worst Week For Rates in 6 Years. Fed Rate Cut Won't Help](#)
- [The Fed Did NOT Cut Mortgage Rates](#)
- [Why a Fed Rate Cut Might Mean Higher Rates](#)
- [The Fed Will Hike, But Rates Could Keep Falling](#)

If you're not the link-clicking type, here's **another short explanation** on why the Fed's rate cut had no bearing on mortgage rates.

The whole concept is a bit confusing due to the fact that mortgage rates **definitely DO care** about Fed policy in general, and about about unexpected changes in the Fed's rate outlook. In that sense, the Fed matters very much to the mortgage world, but it still doesn't set mortgage rates! In fact, it's not at all uncommon for mortgage rates (and Treasury yields) to move **HIGHER** after a Fed rate cut, and vice versa. Indeed, that happened this week.

National Average Mortgage Rates



| | Rate | Change | Points |
|---------------------|------|--------|--------|
| Mortgage News Daily | | | |

| | | | |
|--------------|-------|-------|------|
| 30 Yr. Fixed | 7.10% | +0.01 | 0.00 |
| 15 Yr. Fixed | 6.57% | +0.01 | 0.00 |
| 30 Yr. FHA | 6.64% | +0.02 | 0.00 |
| 30 Yr. Jumbo | 7.35% | 0.00 | 0.00 |
| 5/1 ARM | 7.30% | 0.00 | 0.00 |

Freddie Mac

| | | | |
|--------------|-------|-------|------|
| 30 Yr. Fixed | 7.02% | -0.42 | 0.00 |
| 15 Yr. Fixed | 6.28% | -0.48 | 0.00 |

Rates as of: 5/20

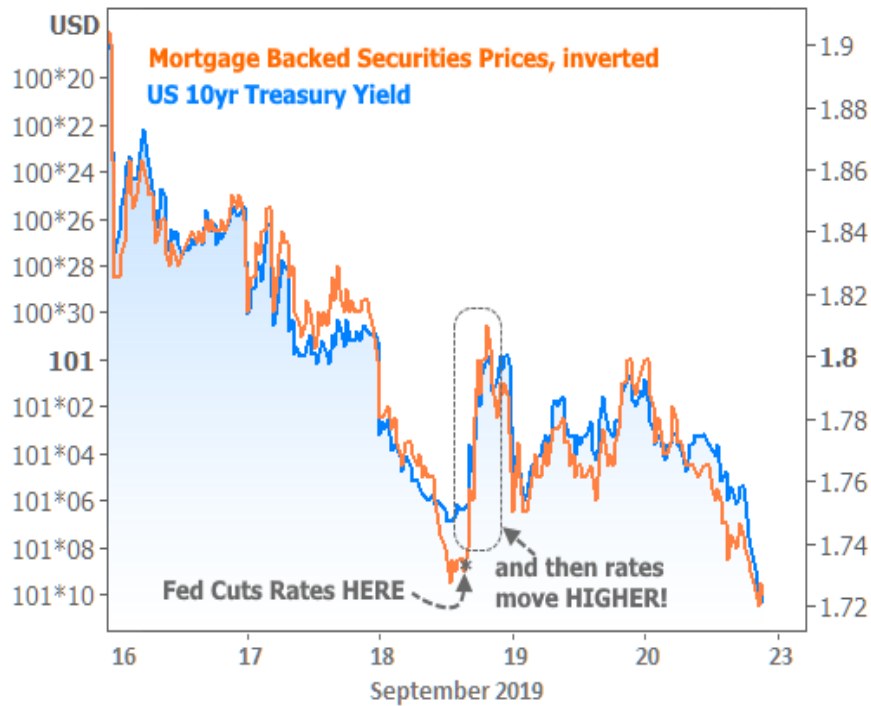
Market Data

| | Price / Yield | Change |
|----------------|---------------|---------|
| MBS UMBS 6.0 | 100.35 | -0.05 |
| MBS GNMA 6.0 | 100.73 | -0.04 |
| 10 YR Treasury | 4.4110 | -0.0113 |
| 30 YR Treasury | 4.5893 | +0.0053 |

Pricing as of: 5/20 11:18PM EST

Recent Housing Data

| | | Value | Change |
|---------------------|--------|-------|---------|
| Mortgage Apps | May 15 | 198.1 | +0.51% |
| Building Permits | Mar | 1.46M | -3.95% |
| Housing Starts | Mar | 1.32M | -13.15% |
| New Home Sales | Mar | 693K | +4.68% |
| Pending Home Sales | Feb | 75.6 | +1.75% |
| Existing Home Sales | Feb | 3.97M | -0.75% |
| Builder Confidence | Mar | 51 | +6.25% |



The chart above is not an optical illusion. Rates were moving **lower** up until 2pm Eastern time on Wednesday when the Fed announced its rate cut. Mortgage and Treasury rates then promptly moved **HIGHER**. Even after a strong performance on Friday, mortgage-backed bonds (which dictate mortgage rates) never made it back to the levels seen before the Fed announcement.

There are 3 key ways to understand the paradox.

1. The Fed Rate is a Battleship in a River

The Fed meets to MAYBE change its rate only 8 times a year, barring emergencies. Mortgage-backed bonds and Treasuries, on the other hand, can change thousands of times a day. Mortgage lenders update rate sheets at least once every business day. In short, mortgage rates and the bond market are FAR more nimble than the Fed and, to whatever extent they are going to take guidance from a Fed rate decision, they always move well in advance because Fed rate changes are very well-telegraphed these days. Bottom line, mortgages react to the Fed rate cut before it ever happens, but even then, a Fed cut might not convince mortgage rates to move lower due to the other 2 factors.

2. The Fed Rate is a Different Animal Compared to Mortgage Rates

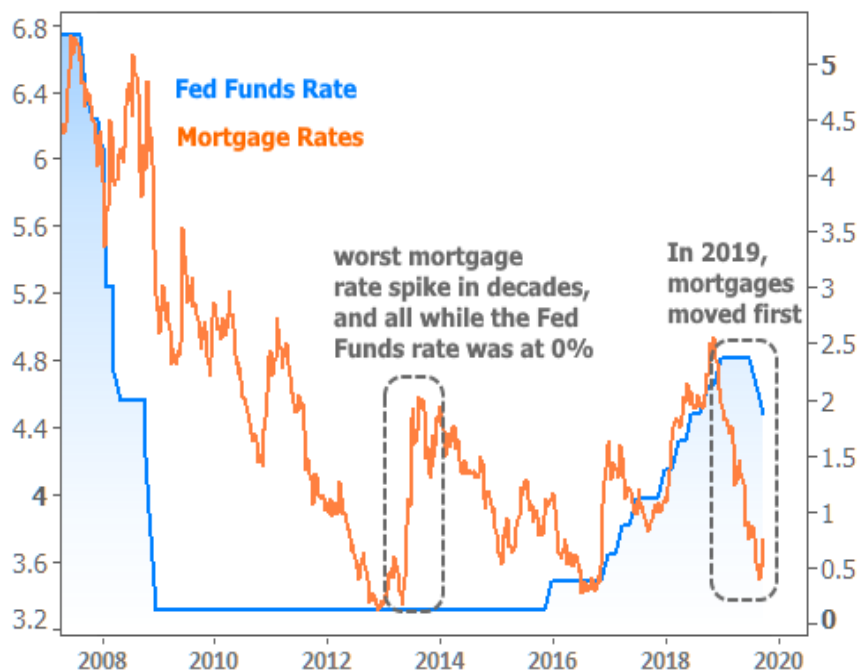
The Fed Funds Rate applies to loans with a term of up to 1 day (essentially last minute money shuffling between banks in order to ensure everyone has the money they need for the day if the previous day happened to create an imbalance). Mortgages, of course, can be loans of up to 30 years. Quite simply, investor preferences can vary greatly depending on the duration of a loan. If you've heard about the inverted yield curve, that's a quintessential example of shifting investor preferences between longer and shorter term debt. It doesn't get any shorter than the Fed Funds Rate nor much longer than mortgage rates. Consequently, they move in opposite directions all the time.

3. Fed Policy is About Much More Than The Rate Itself

The Fed Funds Rate is only one of the aspects of the Fed's monitor policy communication. Markets care about it, but again, they usually know what it's going to be ahead of time. Even then, markets typically care much more about how the rate will move in the future. To that end, the Fed's forecasts have consistently had an immediate impact on the entire interest rate landscape. These forecasts are NOT known ahead of time, so there's an actual surprise factor on Fed day. In this week's case, the Fed saw rates staying a bit higher than the market expected. Thus, mortgage rates and Treasuries edged a bit higher in the short term.

In addition to the forecasts, the Fed's changes to market operations are also a big deal. Think about the massive bond buying programs (quantitative easing) following the financial crisis. The Fed had already cut its rate to 0-.25% when QE sent longer term rates plunging toward all-time lows.

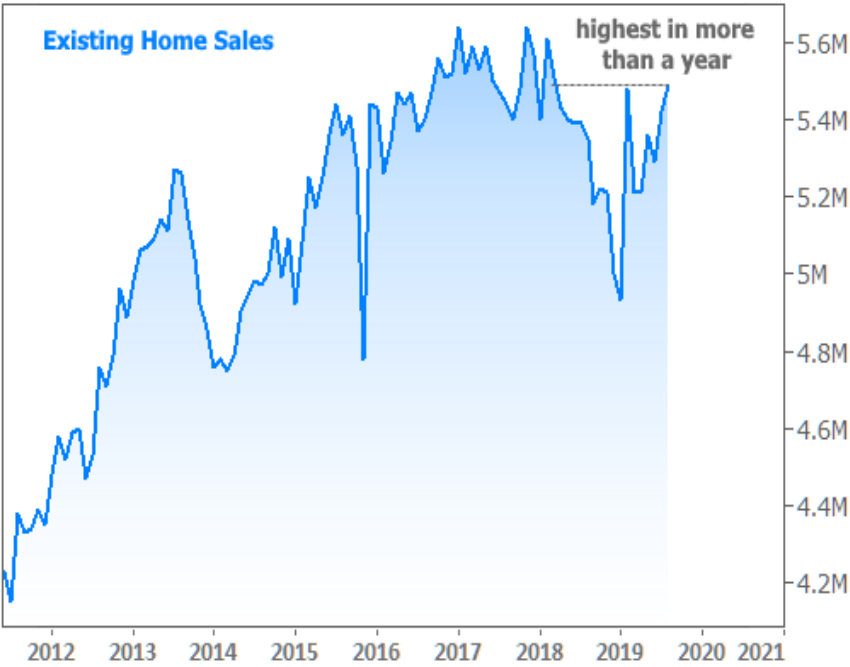
The 3rd point above serves as great food for thought. Remember, the Fed Funds Rate was pinned to the **all-time low floor** from the end of 2008 through the end of 2015. Yet there were HUGE swings in mortgage rates during that time--irrefutable evidence that mortgage rates are taking cues from much more than the Fed's rate!



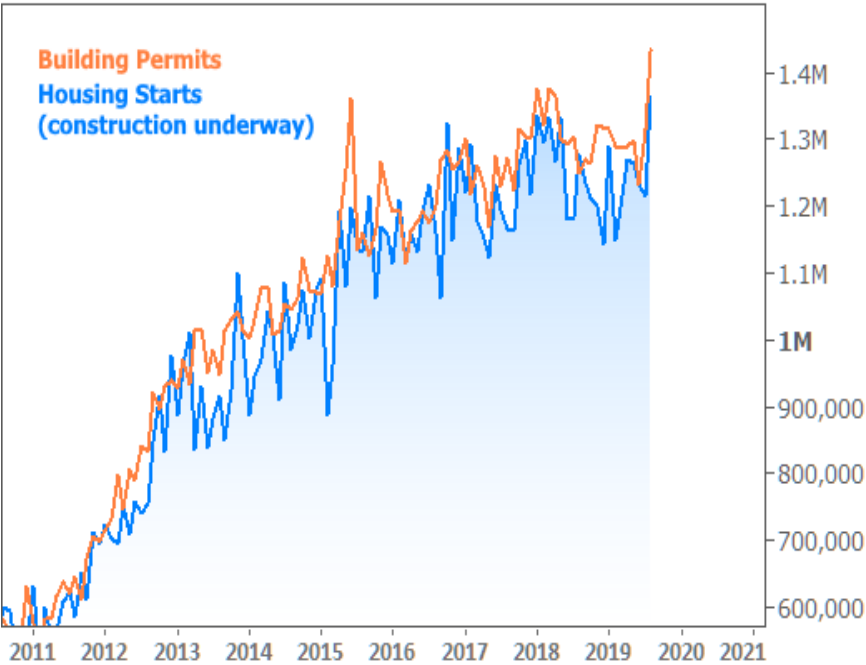
All that to say, **please** don't expect mortgage rates to **ever** have dropped by 0.25% on a day where the Fed cuts its rate 0.25%.

Although rates didn't fall on Fed Day this week, they did manage to improve compared to last week. This may run counter to news articles you've seen this week citing Freddie Mac's weekly mortgage rate survey, but rest assured, that info is outdated by now. The spike in rates occurred LAST week and Freddie's data finally caught up ([as we advised here](#)). This week saw rates move sideways to slightly lower most days, with the average lender ending up nearly an eighth of a percentage point better compared to last Friday.

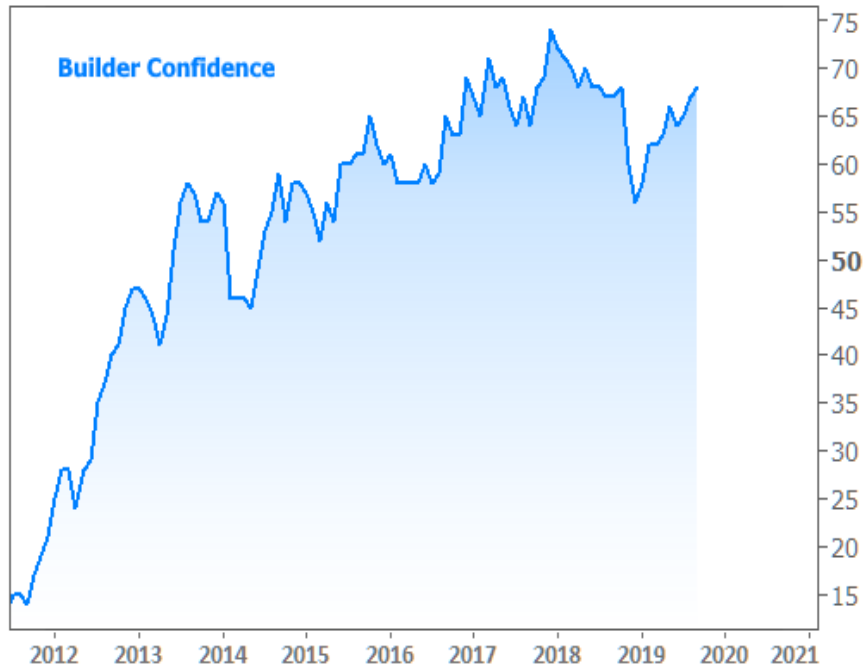
That keeps top-tier 30yr fixed rates **easily under 4%** whereas that didn't look like a given last week! The positive effects on the housing market from 2019's stellar rate rally are still rolling in. Keep in mind that most of the following data references collection periods in August when rates were REALLY falling fast. **We should expect some pull-back** in next month's data due to the big bounce in rates in early September. For now though, let's revel in some major victories for housing-related data.



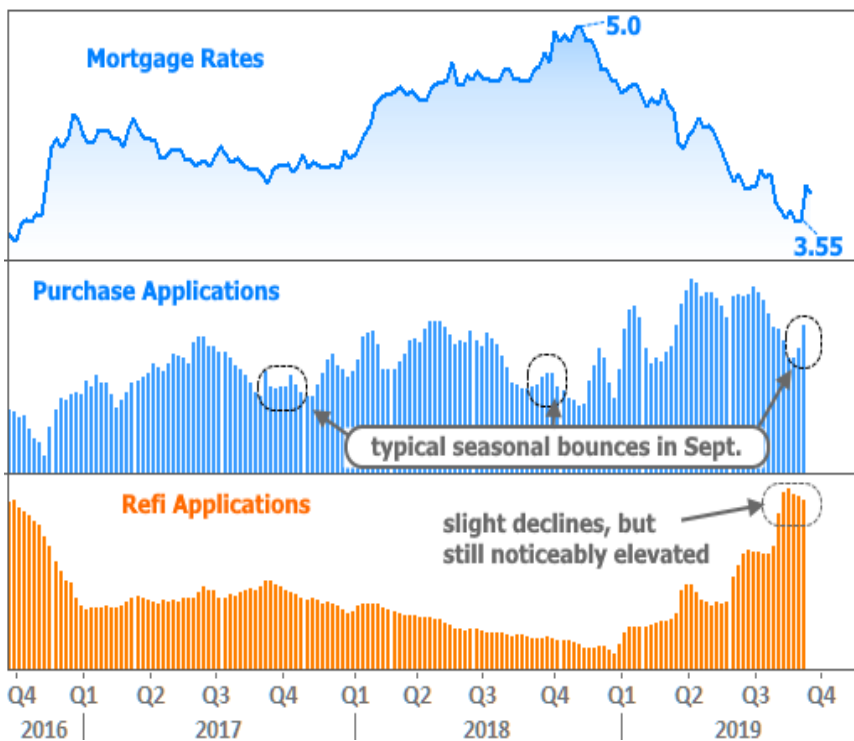
Post-crisis highs in residential construction numbers!



Highest builder confidence in more than a year.



Refi demand still strong and purchase applications' seasonal bounce = bigger than last year.



Next week brings a more active calendar in terms of economic data, and **that's** what interest rates will be focusing on more and more after this most recent Fed announcement (the Fed left it very much up to the data to guide the near-term policy path). More housing data will hit the wires on Tuesday through Thursday, but it's Friday's inflation and manufacturing data that carry the biggest implications for potential volatility. In addition, both stocks and bonds remain highly susceptible to any major updates on US/China trade relations.

Subscribe to my newsletter online at: <http://housingnewsletters.com/keithhomeloans>

Recent Economic Data

| Date | Event | Actual | Forecast | Prior |
|-------------------|-----------------------------------|---------------|----------|--------|
| Monday, Sep 16 | | | | |
| 8:30AM | Sep NY Fed Manufacturing | 2.0 | 4.00 | 4.80 |
| Tuesday, Sep 17 | | | | |
| 9:15AM | Aug Industrial Production (%) | +0.6 | 0.2 | -0.2 |
| 10:00AM | Sep NAHB housing market indx | 68 | 66 | 66 |
| Wednesday, Sep 18 | | | | |
| 7:00AM | w/e MBA Purchase Index | 269.7 | | 253.5 |
| 7:00AM | w/e Mortgage Refinance Index | 2274.1 | | 2377.5 |
| 8:30AM | Aug Housing starts number mm (ml) | 1.364 | 1.250 | 1.191 |
| 8:30AM | Aug Building permits: number (ml) | 1.419 | 1.300 | 1.317 |
| 8:30AM | Aug Build permits: change mm (%) | 7.7 | | 6.9 |
| 8:30AM | Aug House starts mm: change (%) | 12.3 | | -4.0 |
| 2:00PM | N/A FOMC rate decision (%) | 1.750 - 2.000 | 1.875 | 2.125 |
| Thursday, Sep 19 | | | | |
| 8:30AM | Sep Philly Fed Business Index | 12.0 | 11.0 | 16.8 |
| 8:30AM | w/e Jobless Claims (k) | 208 | 213 | 206 |
| 10:00AM | Aug Existing home sales (ml) | 5.49 | 5.37 | 5.42 |
| 10:00AM | Aug Exist. home sales % chg (%) | 1.3 | -0.4 | 2.5 |
| Tuesday, Sep 24 | | | | |
| 9:00AM | Jul Monthly Home Price yy (%) | 5.0 | | 4.8 |
| 9:00AM | Jul CaseShiller 20 yy (%) | 2.0 | 2.2 | 2.1 |
| 10:00AM | Sep Consumer confidence | 125.1 | 133.5 | 135.1 |
| 1:00PM | 2-Yr Note Auction (bl) | 40 | | |
| Wednesday, Sep 25 | | | | |
| 7:00AM | w/e MBA Purchase Index | 261.4 | | 269.7 |
| 7:00AM | w/e Mortgage Refinance Index | 1928.0 | | 2274.1 |
| 10:00AM | Aug New home sales-units mm (ml) | 0.713 | 0.660 | 0.635 |
| 10:00AM | Aug New home sales chg mm (%) | 7.1 | 3.5 | -12.8 |
| 1:00PM | 5-Yr Note Auction (bl) | 41 | | |
| Thursday, Sep 26 | | | | |
| 8:30AM | Q2 GDP Final (%) | 2.0 | 2.0 | 2.0 |
| 8:30AM | w/e Jobless Claims (k) | 213 | 212 | 210 |
| 10:00AM | Aug Pending Sales Index | 107.3 | | 105.6 |
| 10:00AM | Aug Pending Home Sales (%) | 1.6 | 0.9 | -2.5 |
| 1:00PM | 7-Yr Note Auction (bl) | 32 | | |
| Friday, Sep 27 | | | | |
| 8:30AM | Aug Core PCE Inflation (y/y) (%) | 1.8 | 1.8 | 1.6 |

Event Importance:

- No Stars = Insignificant
- Low
- Moderate
- Important
- Very Important

| Date | Event | Actual | Forecast | Prior |
|---------|-----------------------------|--------|----------|-------|
| 8:30AM | Aug Durable goods (%) | 0.2 | -1.0 | 2.0 |
| 8:30AM | Aug Nondefense ex-air (%) | -0.2 | 0.0 | 0.2 |
| 10:00AM | Sep Consumer Sentiment (ip) | 93.2 | 92.0 | 92.0 |

Intentional service, tailored solutions.

I serve as a Mortgage Loan Officer with Southern Fidelity Mortgage Group of Huntsville. My goal is to build trusted relationships with clients and the community, to help clients purchase the perfect home and contribute to a flourishing community. My wealth of experience draws from 14 years in private real estate investment and 10 years in international community development. Providing you with excellent service and informed market insight is of my highest priority. I'd be excited to serve and guide you through your home financing needs.

Joel Keith

