



Jeffrey Chalmers

Senior Loan Officer, Movement Mortgage

NMLS #76803 - #39179 Licensed: CA, CT, FL, MA, ME, NH,
99 Rosewood Dr, Suite 270 Danvers, MA 01923

Office: (774) 291-6527

Mobile: (774) 291-6527

Fax: (855) 951-5626

jeffrey.chalmers@movement.com

[View My Website](#)

How Low Can Rates Eventually Go?

The bond market saw yet another week with rates in a holding pattern at historic lows. With coronavirus being the primary motivation for rates, it wouldn't be a surprise to see indecision continue until we get a clearer idea of how things will shake out with respect to the pandemic vs the global economy.

In fact, apart from the all-time low mortgage rates, things have been downright boring when it comes to the underlying bond market driving those rates. Absent a vaccine-related breakthrough, there's not much for the bond market to do besides **hurry up and wait**. After all, even if there is amazing news about a vaccine trial, that's only worth a smaller-scale, shorter-term bump for markets until the stuff actually makes it into widespread circulation and proves its worth.

Between now and then, we can expect to see the bond market drift in a similar range and make modest course corrections depending on the covid outlook. We can also dig into the nuts and bolts of the mortgage bond market to ask and answer questions about how low rates can eventually go. The answer is actually **surprisingly simple**.

So, how low can rates go?

The **lowest** conventional 30yr fixed mortgage rates would have a very hard time falling below 2.25% unless covid immunity proves to be impossible. This isn't a guess or a prediction, like most comments about financial market potentialities. Rather, it's simply the hard floor based on the structure of the mortgage bond market--at least for now.

Mortgages are like eggs.

Mortgage bonds are comprised of numerous individual mortgages. Think of these bonds like egg cartons and think of individual mortgages like eggs. You don't often see single eggs being sold in the store. But a dozen or more similarly-sized eggs are much more marketable in the confines of their carton.

Eggs come in many sizes and colors. There are certainly egg sizes somewhere in between medium and large, **but there are no carton sizes between medium and large**, only thresholds that determine the biggest and smallest eggs that can still be labeled as any given size/type.

National Average Mortgage Rates



	Rate	Change	Points
Mortgage News Daily			
30 Yr. Fixed	7.45%	-0.07	0.00
15 Yr. Fixed	6.86%	-0.05	0.00
30 Yr. FHA	6.95%	-0.05	0.00
30 Yr. Jumbo	7.64%	-0.04	0.00
5/1 ARM	7.50%	-0.05	0.00

Freddie Mac

30 Yr. Fixed	7.17%	-0.27	0.00
15 Yr. Fixed	6.44%	-0.32	0.00

Rates as of: 4/26

Market Data

	Price / Yield	Change
MBS UMBS 6.0	99.37	+0.30
MBS GNMA 6.0	100.35	+0.27
10 YR Treasury	4.6645	-0.0394
30 YR Treasury	4.7739	-0.0400

Pricing as of: 4/26 5:05PM EST

Recent Housing Data

		Value	Change
Mortgage Apps	Apr 24	196.7	-2.67%
Building Permits	Mar	1.46M	-3.95%
Housing Starts	Mar	1.32M	-13.15%
New Home Sales	Mar	693K	+4.68%
Pending Home Sales	Feb	75.6	+1.75%
Existing Home Sales	Feb	3.97M	-0.75%
Builder Confidence	Mar	51	+6.25%

It's exactly the same story for mortgage bonds. Very few mortgages are exactly alike, but those that are similar enough end up getting placed in the same carton. In the bond world, those cartons are known as coupons, and indeed, they have a threshold as to the loans they can contain depending on the interest rate.

2.25% is the smallest "egg" allowed into the carton.

Right now, the lowest actively-traded coupon allows for **rates no lower than 2.25%** (conventional 30yr fixed). This is as far as rates could fall without facing significant resistance. In fact, the best-case scenario rates have only just broken below 3% and we're **already** seeing them struggle to improve.

This is logical for a few reasons. First off, mortgage rates are only capable of falling so quickly before it begins to cause major problems for the industry. At issue is the ability of mortgage investors to earn returns. If new loans only generate a few payments before refinancing, investors lose money. That leads to **lower** investor demand and **higher** mortgage rates.

What about the rest of the supermarket?

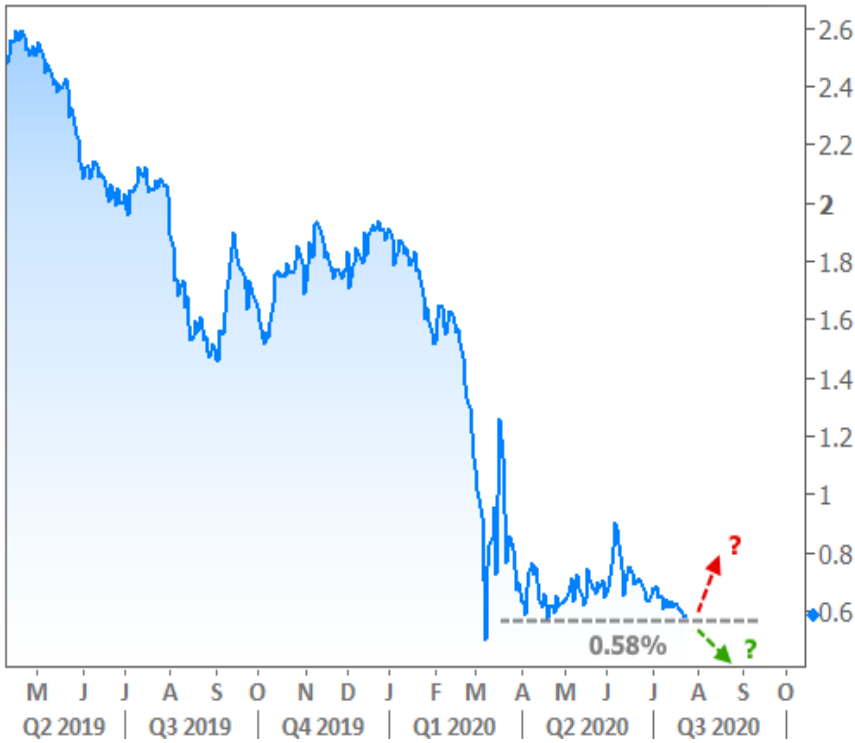
If mortgages are like eggs, they would be like the higher-priced specialty eggs. US Treasuries would rule the roost as the most widely-distributed plain old egg (aka the leading representative of "the broader bond market"). What happens to Treasuries has historically had a direct effect on mortgage rates just like specialty egg prices could be affected by egg prices overall.

Treasuries suggest headwinds as well. Mortgage rates are **finally** mostly caught up to where Treasuries say they should be. We can see this in the following chart which shows the average daily 30yr fixed mortgage rate versus 10yr Treasury yields. Coronavirus threw the relationship out of whack, but during calmer times, these lines follow each other almost perfectly (which is why many believe mortgages are based on the 10yr yield).



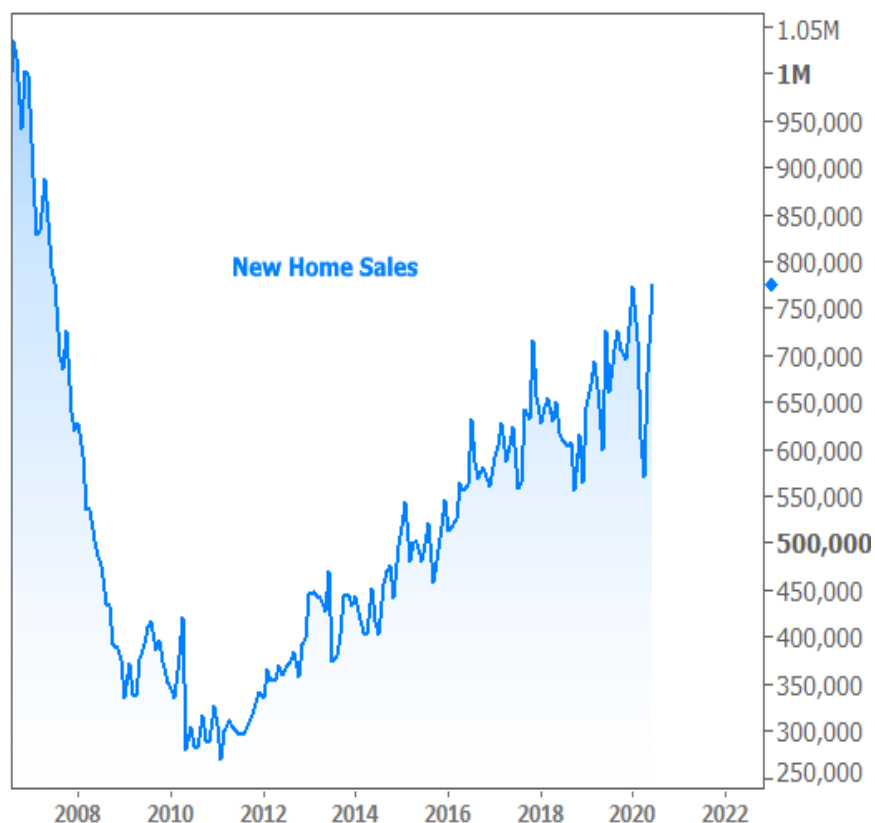
So why does it matter if mortgages have closed that gap with Treasuries?

Simply put, there's a risk that Treasuries are seeing some resistance to further improvement--a "floor" in other words. It's worth noting that these sorts of floors are broken all the time and by no means do they predict the future. But in this case, we know we'll need to see things get worse for the pandemic and domestic economy in order for this floor to be broken in a major, sustainable way. That's a double-edged sword for the mortgage and housing markets, which thrive on a **combination** of low rates and positive attributes like stronger consumer sentiment and low unemployment.

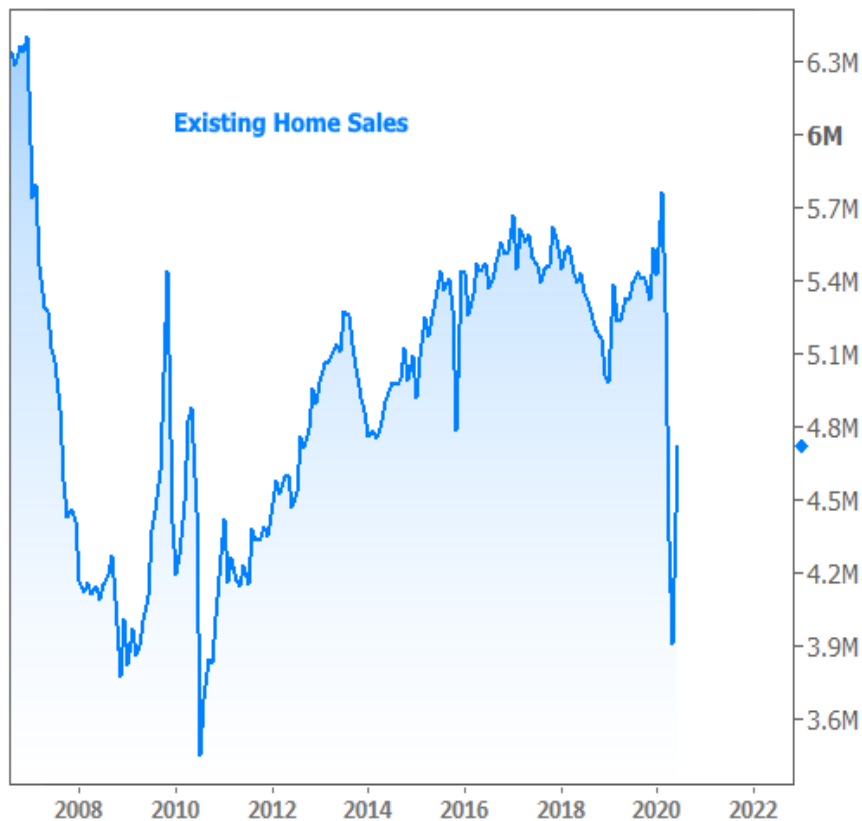


That's why things are as good as they are at the moment. There's still a good amount of optimism as to how the economy may bounce back from the recent trauma. Evidence of a **"double dip" recession**--something that could help rates move even lower--has yet to materialize. Economic data continues to improve in general, especially in the housing market.

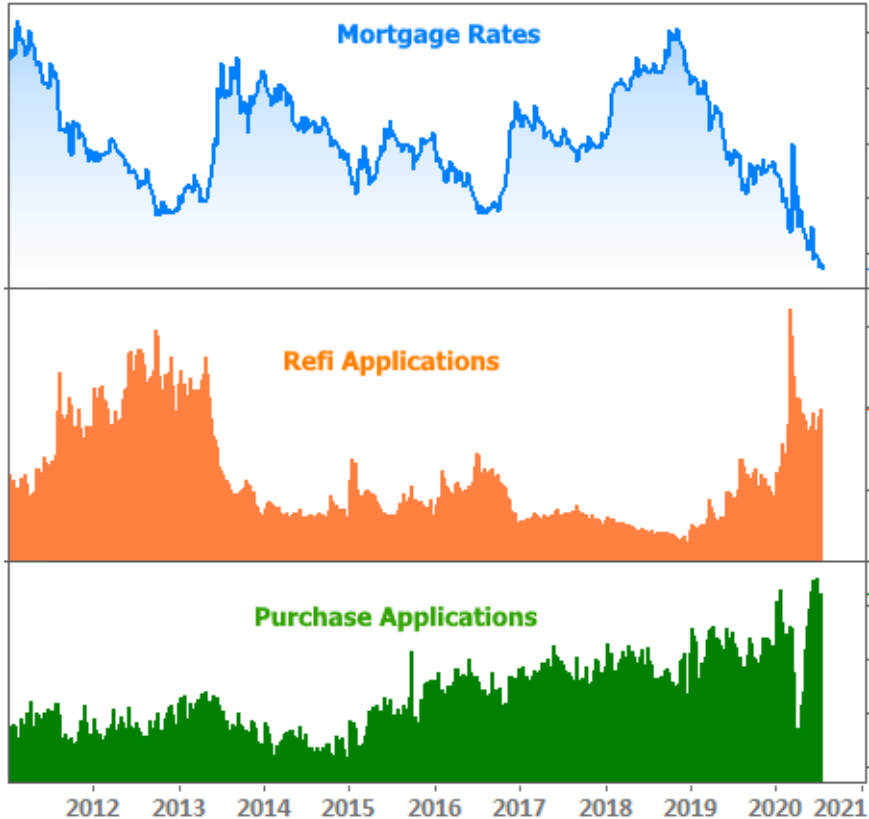
In fact, the Census Bureau reported this week that New Home Sales rose to their **highest levels since before the financial crisis**.



Take this one with a **grain of salt** for a few reasons. There's a wide margin of error with this data. More importantly, New Home Sales have had to pick up a lot of slack from existing homes as individual sellers are less interested in marketing their homes during the pandemic than builders who can sell new, clean, vacant homes. Case in point, the National Association of Realtors also released Existing Home Sales data this week, and it hasn't recovered nearly as much of its previous highs.



Make no mistake though: there is a **very strong level of demand** out there right now. Mortgage application data confirms that (and also suggests all-cash buyers may be holding off on real-estate post-covid).



In the week ahead, markets will continue taking cues from coronavirus headlines, but there are several important events. The Fed will release its newest policy announcement on Wednesday, and while they're not expected to make any changes, their characterization of the economy and their plan of attack always has the potential to move markets. A day later, we'll get the first official report on Q2 GDP. Investors know it's going to be a **very big, very negative** number (current median forecast = - 34%). This may or may not produce much of a response in markets, depending on how close the number is to those forecasts.

Subscribe to my newsletter online at: <http://housingnewsletters.com/clicknfinance>

Recent Economic Data

Date	Event	Actual	Forecast	Prior
Wednesday, Jul 22				
7:00AM	w/e MBA Purchase Index	310.9		305.4
7:00AM	w/e Mortgage Refinance Index	3973.3		3774.3
9:00AM	May Monthly Home Price yy (%)	4.9		5.5
10:00AM	Jun Exist. home sales % chg (%)	+20.7	24.5	-9.7
10:00AM	Jun Existing home sales (ml)	4.72	4.78	3.91
Thursday, Jul 23				
8:30AM	w/e Jobless Claims (k)	1416	1400	1300
10:00AM	Jun Leading index chg mm (%)	+2.0	2.1	2.8
Friday, Jul 24				
9:45AM	Jul PMI-Composite (source:Markit)	50.0		47.9
10:00AM	Jun New home sales chg mm (%)	13.8	4.0	16.6
10:00AM	Jun New home sales-units mm (ml)	0.776	0.700	0.676
Monday, Jul 27				
8:30AM	Jun Durable goods (%)	7.3	7.0	15.7
Tuesday, Jul 28				
9:00AM	May CaseShiller 20 yy (%)	3.7	4.0	4.0
10:00AM	Jul Consumer confidence	92.6	94.5	98.1
Wednesday, Jul 29				
7:00AM	w/e Mortgage Refinance Index	3955.9		3973.3
7:00AM	w/e MBA Purchase Index	306.1		310.9
10:00AM	Jun Pending Sales Index	116.1		99.6
10:00AM	Jun Pending Home Sales (%)	+16.6	15.0	44.3
2:00PM	N/A FOMC rate decision (%)	0.000 - 0.250	0.125	0.125
Thursday, Jul 30				
8:30AM	Q2 GDP Advance (%)	-32.9	-34.1	-5.0
Friday, Jul 31				
8:30AM	Jun Core PCE Inflation (y/y) (%)	0.9	1.0	1.0
9:45AM	Jul Chicago PMI	51.9	43.9	36.6
10:00AM	Jul Consumer Sentiment (ip)	72.5	73.0	73.2

Event Importance:

No Stars = Insignificant

☆ Low

★ Moderate

★★ Important

★★★ Very Important

Because Integrity Matters™

Jeffrey has spent the last three decades perfecting an Honest, Open and Transparent (HOT™) loan and closing process that is laser-focused on enhancing the consumer mortgage experience. By combining old-school, trustworthy customer service with real-time, mobile-friendly technology, he has successfully built thousands of loyal, raving fans.

Jeffrey Chalmers

