



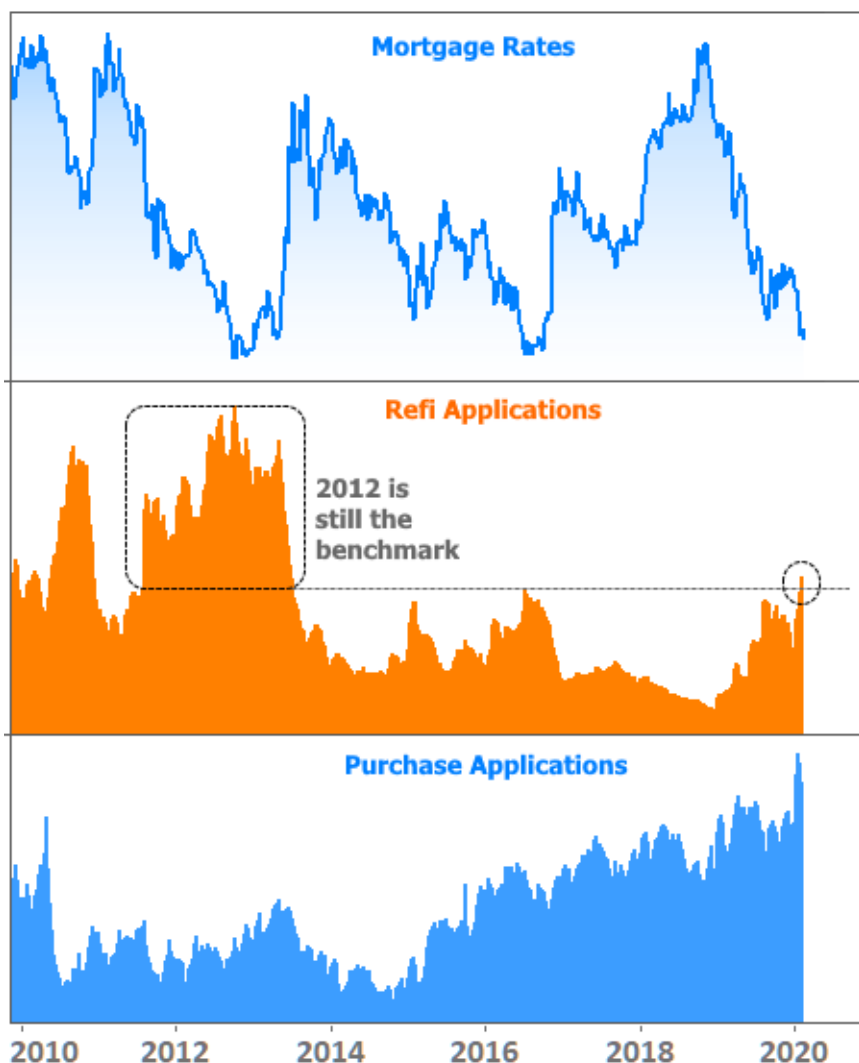
Jeffrey Chalmers

Senior Loan Officer, Movement Mortgage
NMLS #76803 - #39179 Licensed: CA, CT, FL, MA, ME, NH,
99 Rosewood Dr, Suite 270 Danvers, MA 01923

Office: (774) 291-6527
Mobile: (774) 291-6527
Fax: (855) 951-5626
jeffrey.chalmers@movement.com
[View My Website](#)

2020 Refi Boom Surpasses 2016's And It's Still Growing

Another week ending with the **lowest** rates in more than 3 years will mean another week with the **highest** levels of refinance demand in more than 3 years. In fact, refi demand is now as high as it's been since 2013, even though rates haven't yet moved below 2016's lows.



As the chart shows, rates are nearly as low as they were during the last 2 refi booms, but the 2012-2013 version was **much bigger**. What's up with that?

National Average Mortgage Rates



	Rate	Change	Points
Mortgage News Daily			
30 Yr. Fixed	7.19%	-0.06	0.00
15 Yr. Fixed	6.64%	-0.04	0.00
30 Yr. FHA	6.62%	-0.02	0.00
30 Yr. Jumbo	7.41%	-0.04	0.00
5/1 ARM	7.30%	-0.02	0.00

Freddie Mac

30 Yr. Fixed	7.22%	-0.22	0.00
15 Yr. Fixed	6.47%	-0.29	0.00

Rates as of: 5/7

Market Data

	Price / Yield	Change
MBS UMBS 6.0	100.21	+0.15
MBS GNMA 6.0	101.11	+0.20
10 YR Treasury	4.4754	+0.0179
30 YR Treasury	4.6166	+0.0182

Pricing as of: 5/7 11:54PM EST

Recent Housing Data

		Value	Change
Mortgage Apps	Apr 24	196.7	-2.67%
Building Permits	Mar	1.46M	-3.95%
Housing Starts	Mar	1.32M	-13.15%
New Home Sales	Mar	693K	+4.68%
Pending Home Sales	Feb	75.6	+1.75%
Existing Home Sales	Feb	3.97M	-0.75%
Builder Confidence	Mar	51	+6.25%

The answer has to do with the demographics of refi demand. There are **only two ways** to get a loan that is subsequently refinanced: purchasing a new home with a new mortgage or refinancing into a new mortgage. By 2012, rates had been falling steadily since 2007. In fact, one could argue that rates had been falling steadily since 1981.

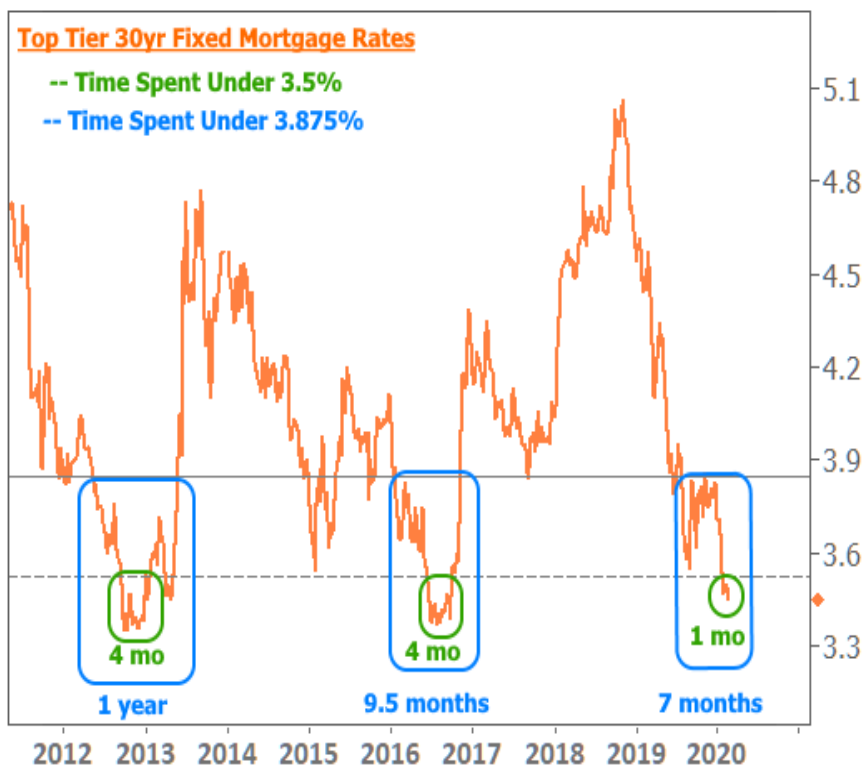
That means that all the people who bought homes as the housing market began to recover and all those who'd refinanced during the previous periods of low rates in 2008 and 2010 were "**in the money**" on a refi. Contrast that to 2020 where there really hasn't been much refi activity since the 2016 boom. In other words, the 2020 boom **relies upon the purchase market** in 2017-2018 as a source of fuel. Fortunately, that purchase market was the strongest in more than a decade.

2017-2018 also saw the highest rates in nearly a decade. In fact, anyone who got a mortgage during those two years would **save a significant amount of money** right now on an equivalent scenario (i.e. same credit score, equity, loan amount, etc). As such, it's no surprise to see refi demand surging. The special confluence of factors in 2012 means we're not likely to see something like that again unless mortgage rates manage to push well into new all-time lows at some point in the future.

That said, unless rates shoot higher very soon and very quickly, the current refi boom **likely isn't done** booming. There's a certain element of awareness involved in refi booms. Friends talk among themselves. Mortgage originators work on getting the word out. Ultimately the ultra-low rates become a fixture in the news. Once everyone has had time to discover the opportunity and react to it, the boom will start winding down.

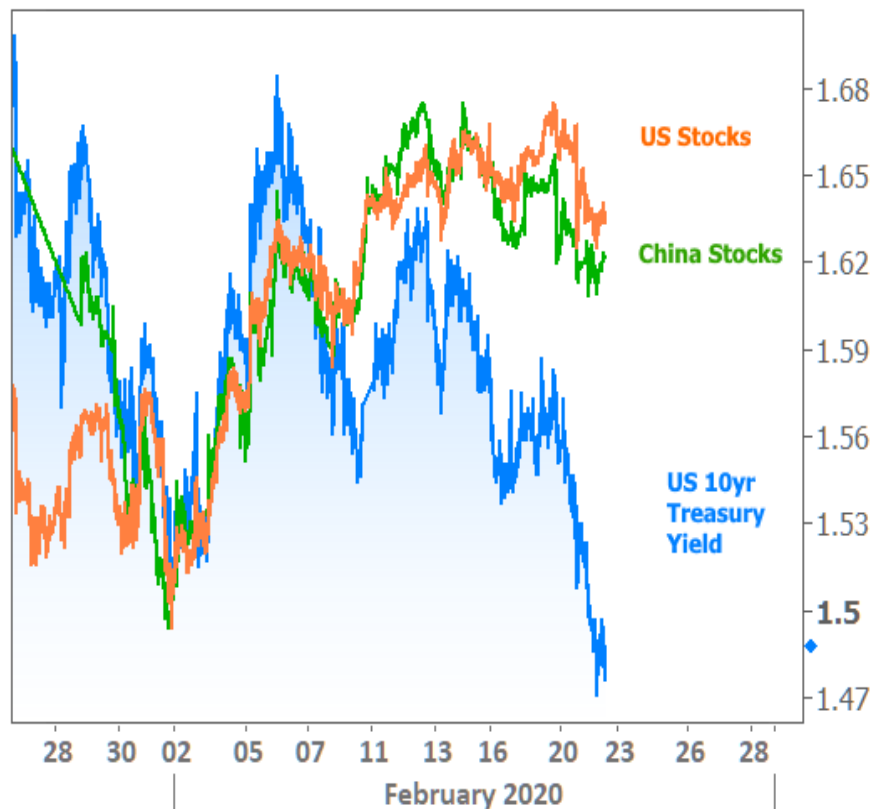
So how long will that take?

There's no set formula here, but we can observe past precedent and conclude that our current stint at long-term low rates is **not** yet at risk of overstaying its welcome. If we think of average top tier mortgage rates under 3.875% as promoting solid refi demand and rates under 3.5% kicking that demand into higher gear, 2020 still has several months to go before catching up to past refi booms in either metric.



It's important to note, however, there's no rule about the current refi boom lasting as long as past examples. Any major jump in rates could derail the dream. For those thinking about refinancing, it makes sense to **have a game plan in place** and to keep an eye on market movement.

It's also important to note that market movement in stocks can vary quite a bit from the movement in bonds/rates. Using the 10yr Treasury yield as a benchmark for longer-term rates like mortgages, we see quite a disparity in recent weeks.



The bond market specializes in making bets about **future** economic realities even as the stock market reflects shorter-term performance of the biggest companies. "Shorter-term" in this context means a heavy weight given to present day stats and an outlook that extends not more than a year or two into the future for the average investor (in many cases not more than a day or two into the future!).

Bonds, on the other hand, have an outlook that lines up precisely with their stated duration. For example, the 10yr Treasury note is accounting for everything it can reasonably foresee up to 10 years from now. Sure, there is also more weight given to shorter-term concerns, but even then, Treasuries tend to look farther out than stocks. They also tend to benefit from the hedging of economic bets even as stocks remain on solid footing. In other words, traders buy bonds to guard against uncertainty. Excess demand for bonds pushes rates lower.

The hedging of bets is an **especially good idea** heading into a weekend where there is still plenty of uncertainty surrounding the global **coronavirus** outbreaks (plural, because there are two of them now). The past few days have seen a bit of a surge in disconcerting headlines. It's still not going to be the end of humanity, but it will definitely have an economic impact. Treasuries (aka "rates") do more than stocks to account for those impacts ahead of time, and a weekend's worth of bad coronavirus news is a big enough risk to hedge bets aggressively. Combine that with coronavirus being cited as the key reason for exceptionally weak economic data on Friday morning, and it makes good enough sense to be ending the week with the lowest mortgage rates in years.

Subscribe to my newsletter online at: <http://housingnewsletters.com/clicknfinance>

Recent Economic Data

Event Importance:

No Stars = Insignificant

Date	Event	Actual	Forecast	Prior
Tuesday, Feb 18				
10:00AM	Feb NAHB housing market indx	74	75	75
Wednesday, Feb 19				
7:00AM	w/e MBA Purchase Index	258.4		267.4
7:00AM	w/e Mortgage Refinance Index	2875.1		3123.6
8:30AM	Jan Core Producer Prices YY (%)	+1.7	1.3	1.1
8:30AM	Jan Housing starts number mm (ml)	1.567	1.425	1.608
8:30AM	Jan Build permits: change mm (%)	9.2		-3.7
8:30AM	Jan Building permits: number (ml)	1.551	1.450	1.420
8:30AM	Jan House starts mm: change (%)	-3.6		16.9
Thursday, Feb 20				
8:30AM	Feb Philly Fed Business Index	36.7	12.0	17.0
8:30AM	w/e Jobless Claims (k)	210	212	205
10:00AM	Jan Leading index chg mm (%)	0.8	0.4	-0.3
Friday, Feb 21				
9:45AM	Feb PMI-Manufacturing (Markit)	50.8	51.5	51.9
9:45AM	Feb PMI-Composite (source:Markit)	49.6		53.3
9:45AM	Feb PMI-Services (Markit)	49.4	53.0	53.4
10:00AM	Jan Existing home sales (ml)	5.46	5.43	5.54
10:00AM	Jan Exist. home sales % chg (%)	-1.3	-1.8	3.6
Tuesday, Feb 25				
9:00AM	Dec CaseShiller 20 yy (%)	+2.9	2.8	2.6
9:00AM	Dec Monthly Home Price yy (%)	+5.2		4.9
10:00AM	Feb Consumer confidence	130.7	132.0	131.6
1:00PM	2-Yr Note Auction (bl)	40		
Wednesday, Feb 26				
7:00AM	w/e MBA Purchase Index	273.1		258.4
7:00AM	w/e Mortgage Refinance Index	2852.9		2875.1
10:00AM	Jan New home sales chg mm (%)	+7.9	3.5	-0.4
10:00AM	Jan New home sales-units mm (ml)	0.764	0.710	0.694
1:00PM	5-Yr Note Auction (bl)	41		
Thursday, Feb 27				
8:30AM	Q4 GDP Prelim (%)	2.1	2.1	2.1
8:30AM	Jan Durable goods (%)	-0.2	-1.5	2.4
8:30AM	w/e Jobless Claims (k)	219	212	210
10:00AM	Jan Pending Sales Index	108.8		103.2
10:00AM	Jan Pending Home Sales (%)	+5.2	2.2	-4.9
1:00PM	7-Yr Note Auction (bl)	32		
Friday, Feb 28				

☆ Low

★ Moderate

★★ Important

★★★★ Very Important

Date	Event	Actual	Forecast	Prior
8:30AM	Jan Core PCE Inflation (y/y) (%)	+1.6	1.7	1.6
9:45AM	Feb Chicago PMI	49.0	45.9	42.9
10:00AM	Feb Consumer Sentiment (ip)	101.0	100.9	100.9

Because Integrity Matters™

Jeffrey has spent the last three decades perfecting an Honest, Open and Transparent (HOT™) loan and closing process that is laser-focused on enhancing the consumer mortgage experience. By combining old-school, trustworthy customer service with real-time, mobile-friendly technology, he has successfully built thousands of loyal, raving fans.

Jeffrey Chalmers

