

Julee Felsman
SVP of Mortgage Lending, Rate
Julee Felsman NMLS ID: AK - AK120831, AL - 73482, AR -
1300 SE 30th Ave, #111 Portland, OR 97214

Mobile: 503-799-3711
juleef@rate.com
View My Website

Rates Plummet as The Market Buys Into The Big Shift

The events of this past week serve as an exclamation point in one of the many sentences that tells the story of the big shift away from the generationally high rates seen at the end of 2023. The story has had its ups and down since then, but it had been going fairly well for fans of low rates over the past 3 months.

In fact, the last 3 months mark the first successful defeat of what had looked like yet another "false start" in the road toward lower rates. Measured in terms of 10yr Treasury yields, long term rates have only made 3 attempts to drop more than half a percent since they began skyrocketing in 2022. The first two attempts ultimately gave way to new highs. If rates had moved just a bit higher a few months ago, it would have happened again.



Zooming in on the past year, here's a general breakdown of the key motivations for these swings:

National Average Mortgage Rates



Mortgage News Daily	Rate	Change	Points
30YR Fixed	7.34%	+0.01	0.00
15YR Fixed	6.89%	0.00	0.00
30YR FHA	6.96%	+0.01	0.00
30YR Jumbo	7.45%	+0.01	0.00
7/6 SOFR	6.83%	+0.02	0.00
30YR VA	6.97%	0.00	0.00

Rates as of: 11/23

MBS and Treasury

	Price / Yield	Change
MBS UMBS 6.0	99.69	+0.14
10 YR Treasury	4.9038	-0.0424
30 YR Treasury	5.2892	-0.0192

Pricing as of: 11/24 9:40AM EST

Recent Housing Data

		Value	Change
Mortgage Apps	Nov 11	199.8	-2.35%
Building Permits	Oct	1.3M	-7.5%
Housing Starts	Oct	1.31M	+7.21%
New Home Sales	Sep	676K	-1.17%
Pending Home Sales	Oct	63	-4.69%
Existing Home Sales	Oct	3.99M	+0.25%
Builder Confidence	Nov	25	-13.79%

© 2026 MBS Live, LLC. - This newsletter is a service of MarketNewsletters.com.

The interest rates provided in this newsletter are national averages from independent data sources. Rate/APR terms may differ from those listed above based on the creditworthiness of the borrower. All information provided "as is" for informational purposes only, not intended for trading purposes or financial advice.

Read or subscribe to my newsletter online at: http://housingnewsletters.com/workshopmortgage



May through July could be described as cautiously optimistic due to well-received improvements in inflation data. During this time, the Fed said it was feeling more and more confident about cutting rates, but that it could be patient due to a labor market that was still rather strong. Similar sentiments were shared by the Fed as recently as this week, but that was before this week's jobs report came out.

Headline job creation (nonfarm payrolls) fell to 114k in July--well short of the forecast consensus of 175k. In addition, the unemployment rate ticked up to 4.3% from 4.1% and wage growth fell to 0.2% from 0.3% with annual growth hitting pre-pandemic levels for the first time since stabilizing at long-term highs.

© 2026 MBS Live, LLC. - This newsletter is a service of MarketNewsletters.com.

The interest rates provided in this newsletter are national averages from independent data sources. Rate/APR terms may differ from those listed above based on the creditworthiness of the borrower. All information provided "as is" for informational purposes only, not intended for trading purposes or financial advice.

Read or subscribe to my newsletter online at: http://housingnewsletters.com/workshopmortgage

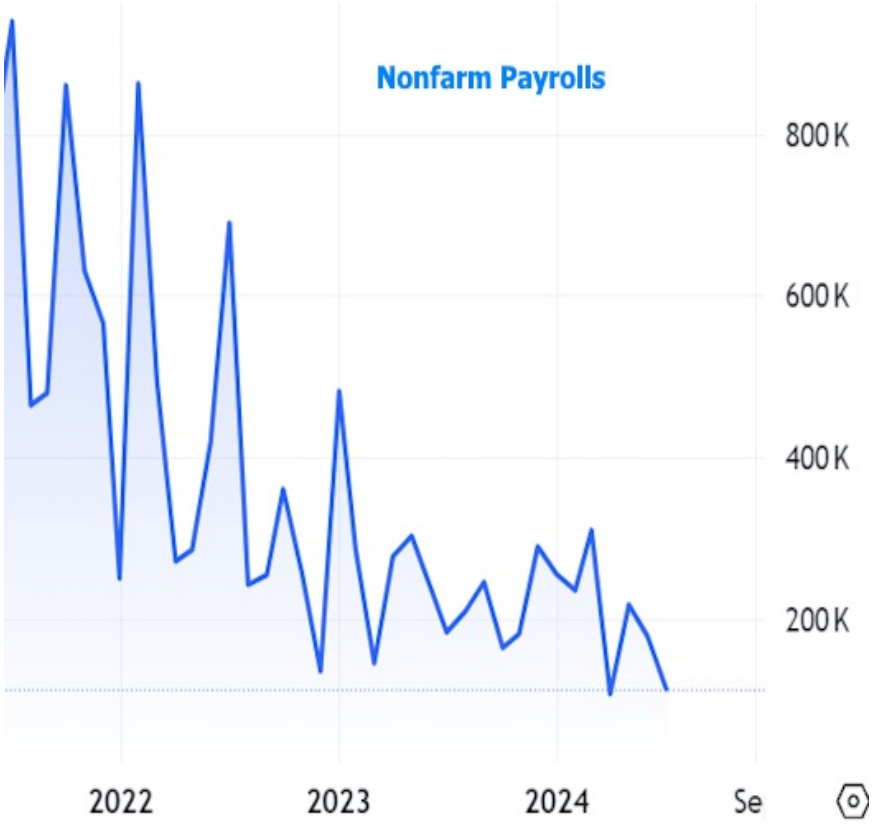



© 2026 MBS Live, LLC. - This newsletter is a service of MarketNewsletters.com.

The interest rates provided in this newsletter are national averages from independent data sources. Rate/APR terms may differ from those listed above based on the creditworthiness of the borrower. All information provided "as is" for informational purposes only, not intended for trading purposes or financial advice.

Read or subscribe to my newsletter online at: http://housingnewsletters.com/workshopmortgage



Bonds and rates were already in good spirits due to bad economic news on Thursday (higher Jobless Claims data and a weaker ISM Manufacturing Index), but the jobs report took the rally to the next level. Here's how it looked in terms of expectations for the Fed Funds Rate by the end of 2024 (notably, Wednesday's Fed announcement had very little impact on the outlook compared to Thu/Fri econ data):

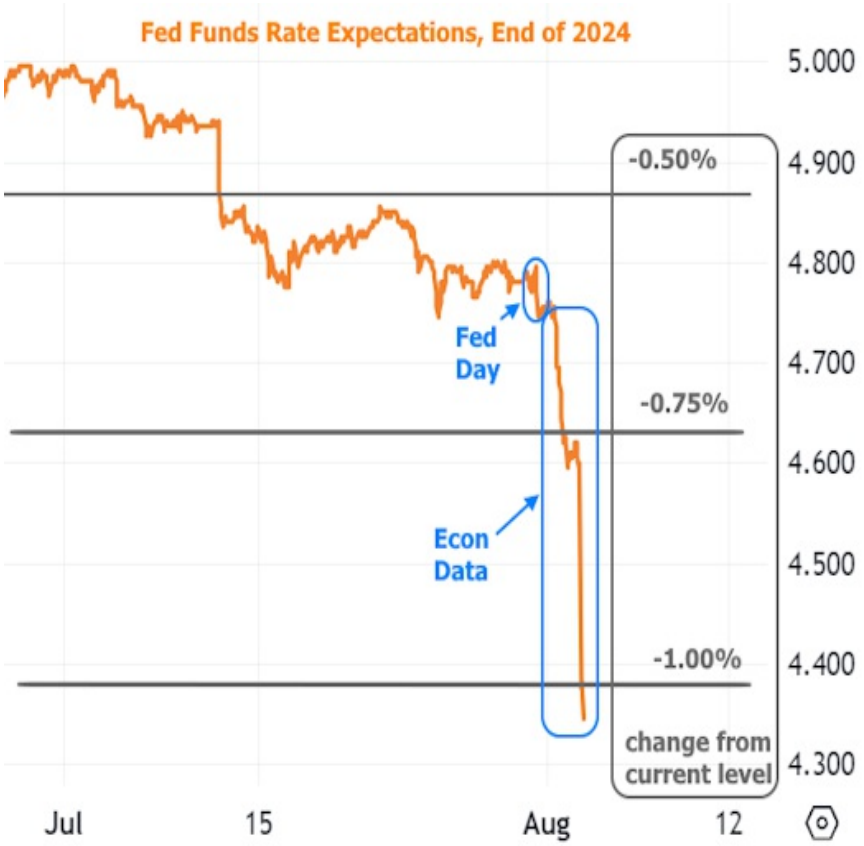

© 2026 MBS Live, LLC. - This newsletter is a service of MarketNewsletters.com.

The interest rates provided in this newsletter are national averages from independent data sources. Rate/APR terms may differ from those listed above based on the creditworthiness of the borrower. All information provided "as is" for informational purposes only, not intended for trading purposes or financial advice.

Read or subscribe to my newsletter online at: http://housingnewsletters.com/workshopmortgage

In other words, traders were expecting the Fed to be able to cut rates by half a percent before this week, but now see at least a full point of cuts. At times like this, short term rates move much more than longer term rates like mortgages. Even so, Friday was one of only a few days in the past 2 decades with as big of a single day drop in average mortgage rates.

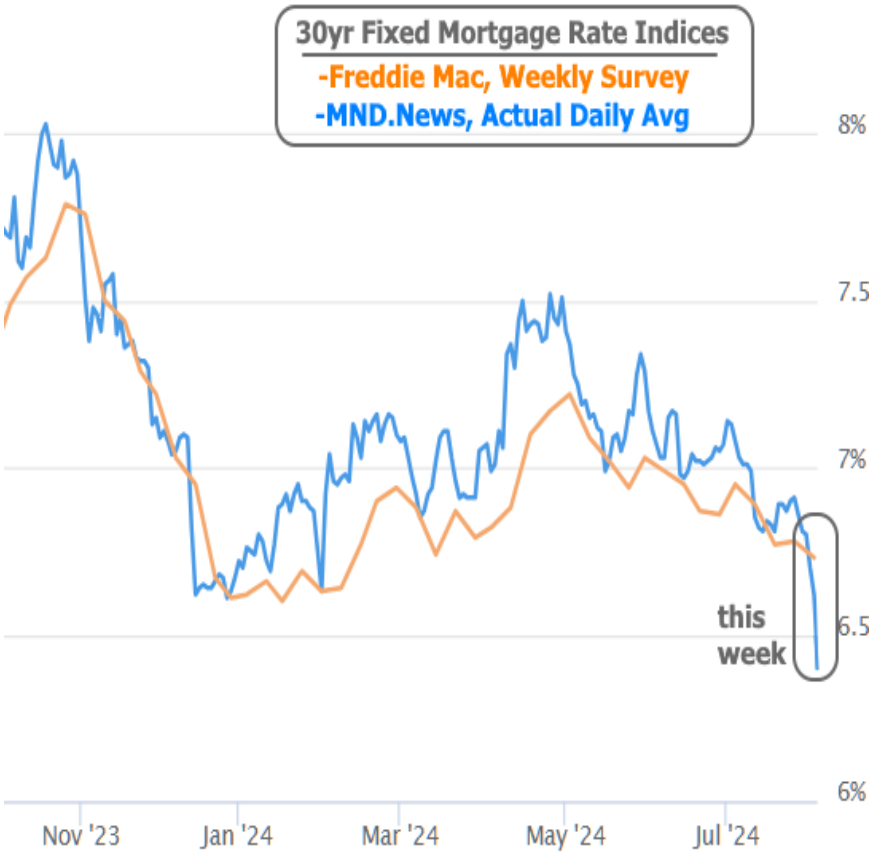

It's very fair to ask where we go from here. There is never a crystal ball and the lessons of early 2024 should be kept in mind. Additional improvement in rates will require a fresh supply of downbeat economic data and there aren't many big ticket reports on the horizon. Apart from Monday's ISM Services Index, we'll be waiting until the following week for the next installment of the Consumer Price Index (CPI)--the only other report that's as big of a deal as the jobs report these days.

Beyond the next 2 weeks, the next month and a half could be particularly volatile. As it stands, the market is second-guessing the Fed's decision to hold steady this week, and wondering if they'll be playing catch-up in mid September in the event econ data keeps trending weaker.

Subscribe to my newsletter online at: http://housingnewsletters.com/workshopmortgage

Recent Economic Data

Date	Event	Actual	Forecast	Prior
Tuesday, Jul 30				
9:00AM	May FHFA Home Price Index m/m (%)	0%	0.2%	0.2%
9:00AM	May CaseShiller 20 mm nsa (%)	1%		1.4%
10:00AM	Jun USA JOLTS Job Openings	8.184M	8M	8.14M
Wednesday, Jul 31				
7:00AM	Jul/26 MBA Purchase Index	132.8		134.8

Event Importance:

No Stars = Insignificant
☆ Low
★ Moderate
★★ Important
★★ Very Important

© 2026 MBS Live, LLC. - This newsletter is a service of MarketNewsletters.com.

The interest rates provided in this newsletter are national averages from independent data sources. Rate/APR terms may differ from those listed above based on the creditworthiness of the borrower. All information provided "as is" for informational purposes only, not intended for trading purposes or financial advice.

Read or subscribe to my newsletter online at: http://housingnewsletters.com/workshopmortgage

Date	Event	Actual	Forecast	Prior
7:00AM	Jul/26 MBA Refi Index	570.7		614.9
8:15AM	Jul ADP jobs (k)	122K	150K	150K
8:30AM	Treasury Refunding Announcement (%)			
8:30AM	Q2 Employment costs (%)	0.9%	1%	1.2%
9:45AM	Jul Chicago PMI	45.3	45	47.4
10:00AM	Jun Pending Home Sales (%)	4.8%	1.5%	-2.1%
2:00PM	Fed Interest Rate Decision	5.5%	5.5%	5.5%
2:30PM	Fed Press Conference			
Thursday, Aug 01				
8:30AM	Jul/27 Jobless Claims (k)	249K	236K	235K
10:00AM	Jul ISM Manufacturing PMI	46.8	48.8	48.5
Friday, Aug 02				
8:30AM	Jul Non Farm Payrolls	114K	175K	206K
8:30AM	Jul Unemployment rate mm (%)	4.3%	4.1%	4.1%
Monday, Aug 05				
9:45AM	Jul S&P Global Services PMI	55.0	56	55.3
10:00AM	Jul ISM N-Mfg PMI	51.4	51	48.8
Thursday, Aug 08				
8:30AM	Aug/03 Jobless Claims (k)	233K	240K	249K

Hand crafting mortgages since 1994

I get it—mortgages aren't the fun part of the home-buying process.

My team and I are here to help. We will handle the details, answer your questions, and be your guide every step of the way so you can focus on the good stuff—finding the perfect new home.

Whether you're buying, refinancing, or just exploring your options, we're here to make the mortgage process simple, transparent, and maybe even a little enjoyable.

Julee Felsman NMLS 120831
Rate NMLS ID 2611

For licensing: nmlsconsumeraccess.org

Julee Felsman 

© 2026 MBS Live, LLC. - This newsletter is a service of MarketNewsletters.com.

The interest rates provided in this newsletter are national averages from independent data sources. Rate/APR terms may differ from those listed above based on the creditworthiness of the borrower. All information provided "as is" for informational purposes only, not intended for trading purposes or financial advice.

Read or subscribe to my newsletter online at: http://housingnewsletters.com/workshopmortgage