

**Julee Felsman**
SVP of Mortgage Lending, Rate
Julee Felsman NMLS ID: AK - AK120831, AL - 73482, AR -
1300 SE 30th Ave, #111 Portland, OR 97214

Mobile: 503-799-3711
juleef@rate.com
View My Website

# The Fed is No Longer Eager to Cut Rates And The Market Knows It

It was largely a dull week for financial markets in terms of scheduled data and volatility, but numerous Fed speeches helped reiterate what the market thought it already knew. Specifically, whereas there was widespread belief in several rate cuts in 2024, the market now only expects 1.

The following chart shows the market's expectations for the Fed Funds rate at the end of the year. This is a futures contract that has been traded for months. In other words, when the line was lower in March and early April, it meant the market was expecting a lower Fed Funds Rate in December. Point being: the orange line in this chart always refers to the December meeting. The current Fed Funds Rate is 5.375, so anything in the 5.125 neighborhood implies a single 0.25% rate cut.

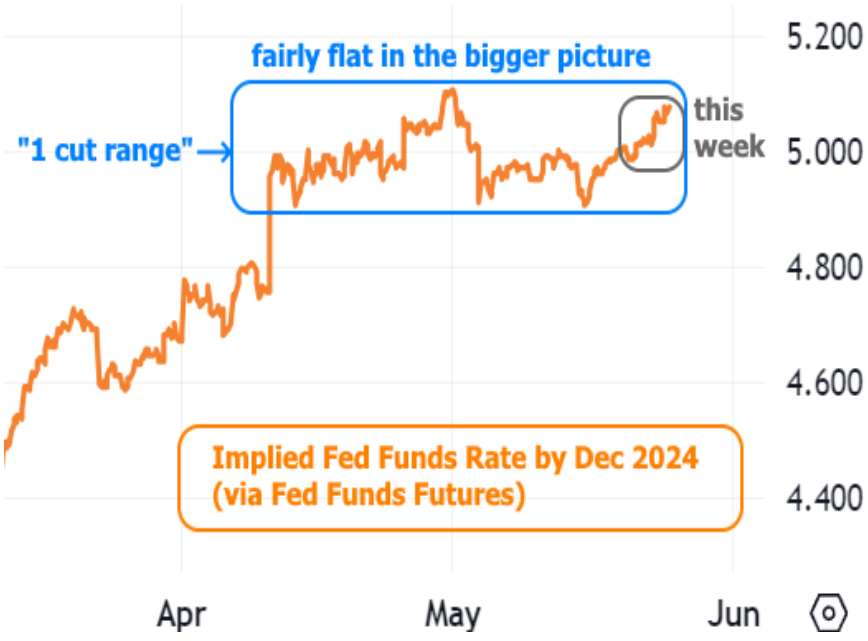


On a more timely note, a rate cut at the July Fed meeting is now seen as a near impossibility whereas it was almost a certainty in early April. The big spike in April followed the Consumer Price Index (CPI).

## National Average Mortgage Rates




| | Rate | Change | Points |
|---|---|---|---|
| **Mortgage News Daily** | | | |
| 30YR Fixed | 7.34% | +0.01 | 0.00 |
| 15YR Fixed | 6.89% | 0.00 | 0.00 |
| 30YR FHA | 6.96% | +0.01 | 0.00 |
| 30YR Jumbo | 7.45% | +0.01 | 0.00 |
| 7/6 SOFR | 6.83% | +0.02 | 0.00 |
| 30YR VA | 6.97% | 0.00 | 0.00 |

Rates as of: 11/23

## MBS and Treasury

| | Price / Yield | Change |
|---|---|---|
| MBS UMBS 6.0 | 99.66 | +0.11 |
| 10 YR Treasury | 4.9073 | -0.0389 |
| 30 YR Treasury | 5.2933 | -0.0151 |

Pricing as of: 11/24 9:41AM EST

## Recent Housing Data

| | | Value | Change |
|---|---|---|---|
| Mortgage Apps | Nov 11 | 199.8 | -2.35% |
| Building Permits | Oct | 1.3M | -7.5% |
| Housing Starts | Oct | 1.31M | +7.21% |
| New Home Sales | Sep | 676K | -1.17% |
| Pending Home Sales | Oct | 63 | -4.69% |
| Existing Home Sales | Oct | 3.99M | +0.25% |
| Builder Confidence | Nov | 25 | -13.79% |

© 2026 MBS Live, LLC. - This newsletter is a service of MarketNewsletters.com.

The interest rates provided in this newsletter are national averages from independent data sources. Rate/APR terms may differ from those listed above based on the creditworthiness of the borrower. All information provided "as is" for informational purposes only, not intended for trading purposes or financial advice.

**Read or subscribe** to my newsletter online at: http://housingnewsletters.com/workshopmortgage

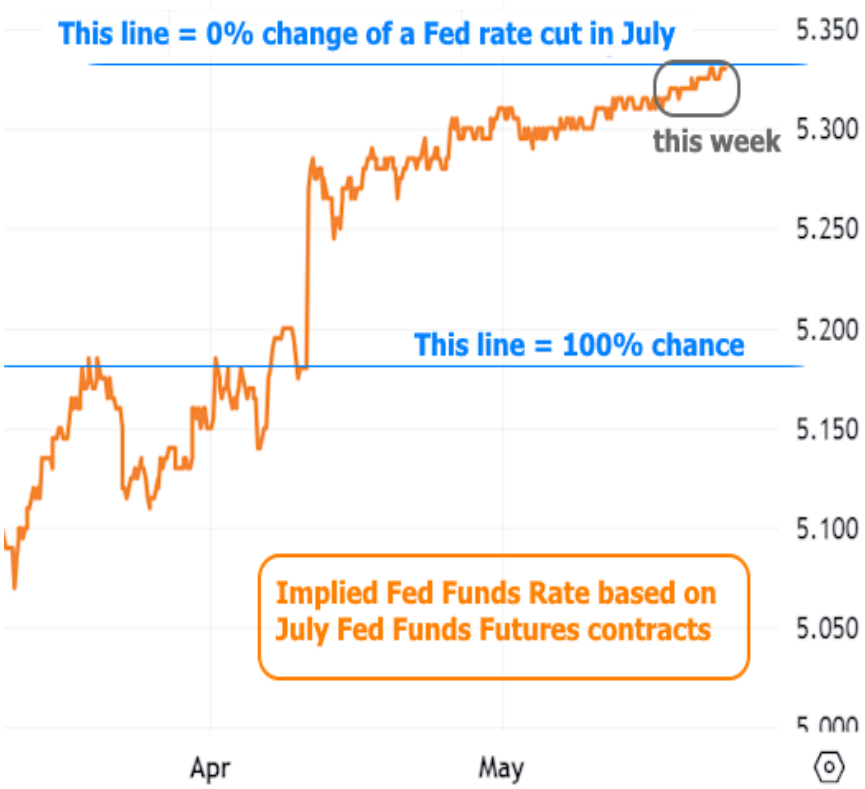


While this week's data and events didn't do anything to accelerate the negative rate cut sentiment, it definitely didn't push back in the other direction. Multiple Fed officials gave speeches that reiterated a logical reaction to hotter inflation data in the first quarter. Here are a few highlights in mostly chronological order:

- JEFFERSON: THE LARGE INCREASE IN MARKET RENTS DURING PANDEMIC MAY KEEP HOUSING SERVICES INFLATION ELEVATED FOR A WHILE
- BARR: THE FED WILL NEED TO ALLOW TIGHT POLICY TO HAVE FURTHER TIME TO CONTINUE TO DO ITS WORK
- BARR: Q1 INFLATION WAS DISAPPOINTING, IT DID NOT PROVIDE THE CONFIDENCE NEEDED TO EASE MONETARY POLICY
- BOSTIC: ON INFLATION: WE'VE STILL GOT A WAYS TO GO
- DALY: I AM NOT YET CONFIDENT INFLATION COMING DOWN SUSTAINABLY TO 2%
- MESTER: INFLATION PROGRESS STALLED IN THE FIRST THREE MONTHS
- MESTER: THE APRIL CPI REPORT WAS GOOD NEWS, BUT IT IS TOO SOON TO TELL WHAT PATH INFLATION IS ON
- MESTER: WE CAN HOLD RATES, OR EVEN RAISE THEM, IF INFLATION, AGAINST EXPECTATIONS, STALLS OUT OR REVERSES
- MESTER: PREVIOUSLY, I EXPECTED THREE RATE CUTS THIS YEAR. I DO NOT THINK THAT'S STILL APPROPRIATE
- BOSTIC: I WOULD RATHER WAIT LONGER FOR A RATE CUT TO BE SURE INFLATION DOES NOT START TO BOUNCE AROUND
- WALLER: I NEED TO SEE SEVERAL MORE MONTHS OF GOOD INFLATION DATA BEFORE BEING COMFORTABLE TO SUPPORT AN EASING IN POLICY

This is just a small sampling of the available comments. Several of these officials reiterated the same talking points later in the week, as did the minutes from the most recent Fed meeting that were released on Wednesday. From a rate watching standpoint, Waller's comment is likely the most important. "Several" more months means the Fed wouldn't be in a position to consider cutting until September at the earliest.

© 2026 MBS Live, LLC. - This newsletter is a service of MarketNewsletters.com.

The interest rates provided in this newsletter are national averages from independent data sources. Rate/APR terms may differ from those listed above based on the creditworthiness of the borrower. All information provided "as is" for informational purposes only, not intended for trading purposes or financial advice.

**Read or subscribe** to my newsletter online at: http://housingnewsletters.com/workshopmortgage

To restate the eternal mantra of the past 2 years and the foreseeable future, the Fed is entirely "data dependent." While this week was a non-event in that regard relative to the first two weeks in June, there were still a few considerations.

The week's most noticeable reaction followed S&P Global's service sector index which unexpectedly spiked to the highest level in a year. The report also mentioned the highest cost pressures in more than a year.

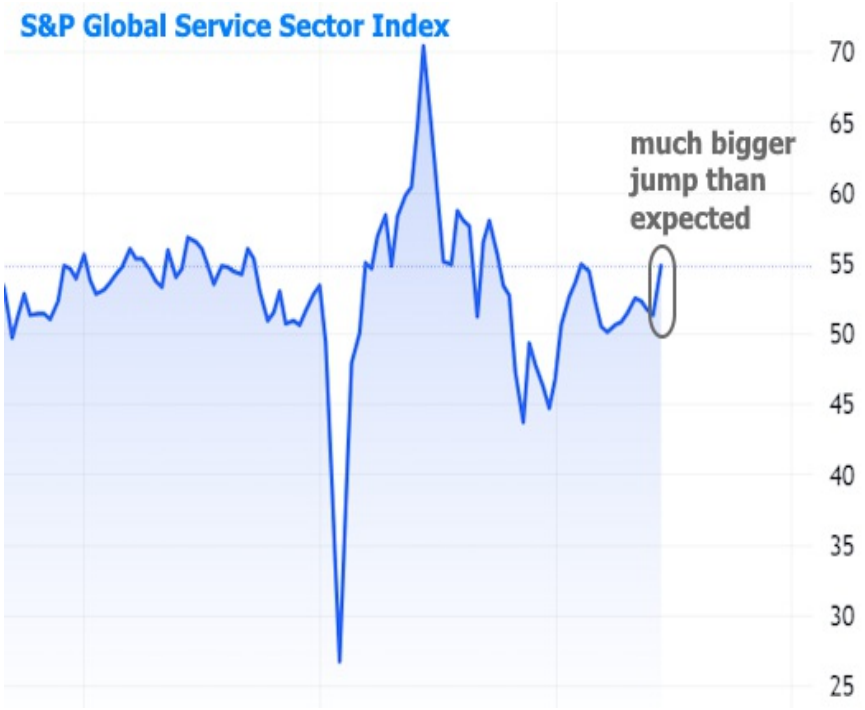


10yr Treasury yields (the leading benchmark for longer term interest rates in the US) jumped from 4.43 to almost 4.50 on the news.

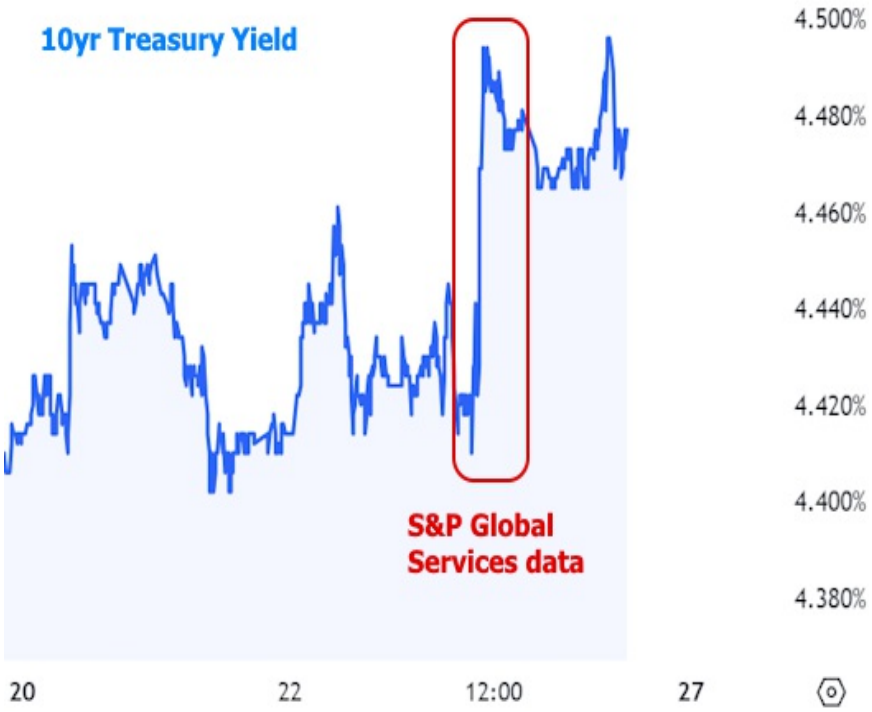


© 2026 MBS Live, LLC. - This newsletter is a service of MarketNewsletters.com.

The interest rates provided in this newsletter are national averages from independent data sources. Rate/APR terms may differ from those listed above based on the creditworthiness of the borrower. All information provided "as is" for informational purposes only, not intended for trading purposes or financial advice.

**Read or subscribe** to my newsletter online at: http://housingnewsletters.com/workshopmortgage

That 4.50 level is important because that's the top of what we would consider to be the "boring" range for this holiday-shortened week (markets closed early on Friday and will be fully closed for Memorial Day on Monday).




Here's a slightly longer-term view of the same chart to show the recent activity around the 4.34% level.




As always, it's important to remember that lines on charts do nothing to predict the future, but when they're broken, it can serve as a heads-up that something slightly more significant is happening with rate momentum.

© 2026 MBS Live, LLC. - This newsletter is a service of MarketNewsletters.com.

The interest rates provided in this newsletter are national averages from independent data sources. Rate/APR terms may differ from those listed above based on the creditworthiness of the borrower. All information provided "as is" for informational purposes only, not intended for trading purposes or financial advice.

**Read or subscribe** to my newsletter online at: http://housingnewsletters.com/workshopmortgage

The only other economic report that had a noticeable impact this week was the inflation expectation component of the Consumer Sentiment survey. This normally wouldn't have a big impact because it is simply the final version of the preliminary report that came out 2 weeks ago, but in this case, it moved more than normal AND in the opposite direction from the initial reading.




Despite the ground-holding, the move up toward the ceiling in the rate range meant that mortgage rates are higher than last week. That's fairly logical when we look at 10yr yields and consider mortgage rates tend to move in the same direction at a similar pace, but it runs counter to multiple news reports citing Freddie Mac's weekly mortgage rate survey.

Regular readers are familiar with the issue: Freddie's weekly survey is an average of Thursday through Wednesday's mortgage rates, and it's reported the next day. As such, the mortgage rates that are published on Thursday morning could be much higher than the average of the 5 days in the survey--especially if there was a big drop at the end of the previous week and a big jump on Thursday. Fortunately, the actual daily rate average from mortgagenewsdaily.com shows the day to day contour. Unfortunately, the news is less pleasant.

© 2026 MBS Live, LLC. - This newsletter is a service of MarketNewsletters.com.

The interest rates provided in this newsletter are national averages from independent data sources. Rate/APR terms may differ from those listed above based on the creditworthiness of the borrower. All information provided "as is" for informational purposes only, not intended for trading purposes or financial advice.

**Read or subscribe** to my newsletter online at: http://housingnewsletters.com/workshopmortgage

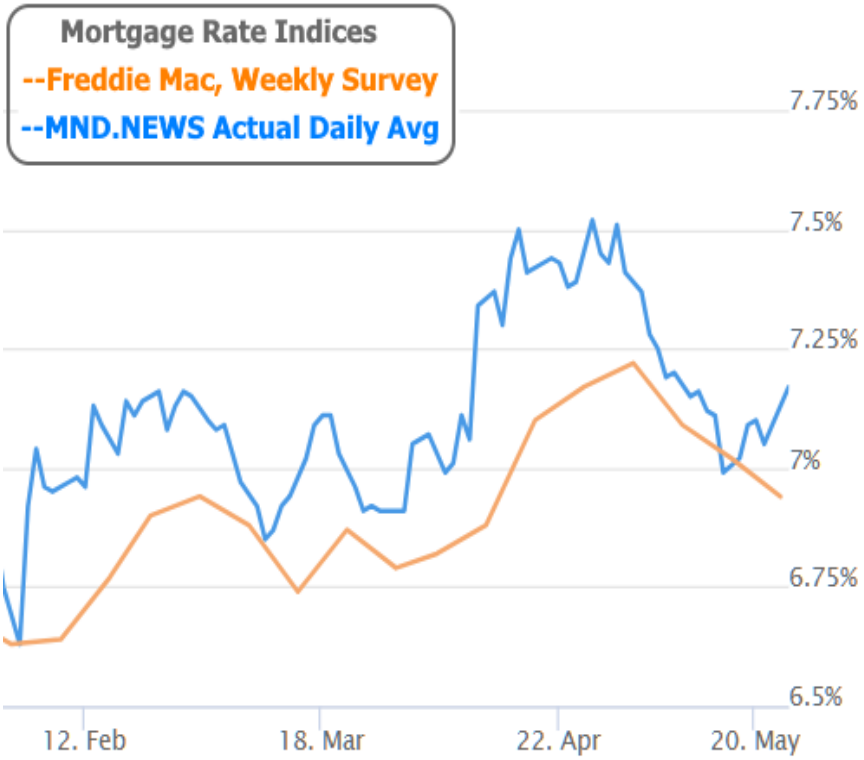


As for the general gap between Freddie and MND, Freddie's survey doesn't include discount points which are now much more prevalent than in the past. There are a few other ways to account for potential differences, but even then, the outright rate itself is far less important than the movement over time. Rate quotes can vary for so many reasons, so it's best to track the change in rates for a static scenario.

In the week ahead, there is slightly more on tap in terms of scheduled events that could impact the bond market. The most important report is Friday's PCE price index--a measure of inflation comparable to the Consumer Price Index (CPI).

Subscribe to my newsletter online at: http://housingnewsletters.com/workshopmortgage

## Recent Economic Data

| Date | Event | Actual | Forecast | Prior |
|---|---|---|---|---|
| **Wednesday, May 22** | | | | |
| 7:00AM | May/17 MBA Purchase Index | 140.0 | | 141.7 |
| 7:00AM | May/17 MBA Refi Index | 536.9 | | 499.9 |
| 10:00AM | Apr Existing home sales (ml) | 4.14M | 4.21M | 4.19M |
| 2:00PM | FOMC Minutes | | | |
| **Thursday, May 23** | | | | |
| 8:30AM | May/18 Jobless Claims (k) | 215K | 220K | 222K |
| 9:45AM | May S&P Global Services PMI | 54.8 | 51.3 | 51.3 |
| 9:45AM | May S&P Global Manuf. PMI | 50.9 | 50 | 50 |
| 10:00AM | Apr New Home Sales (ml) | 0.634M | 0.68M | 0.693M |

## Event Importance:

No Stars = Insignificant
☆ Low
★ Moderate
★★ Important
★★ Very Important

© 2026 MBS Live, LLC. - This newsletter is a service of MarketNewsletters.com.

The interest rates provided in this newsletter are national averages from independent data sources. Rate/APR terms may differ from those listed above based on the creditworthiness of the borrower. All information provided "as is" for informational purposes only, not intended for trading purposes or financial advice.

**Read or subscribe** to my newsletter online at: http://housingnewsletters.com/workshopmortgage

| Date | Event | Actual | Forecast | Prior |
|---|---|---|---|---|
| **Friday, May 24** | | | | |
| 8:30AM | Apr Durable goods (%) | 0.7% | -0.8% | 2.6% |
| 10:00AM | May Sentiment: 1y Inflation (%) | 3.3% | 3.5% | 3.2% |
| 10:00AM | May Consumer Sentiment (ip) | 69.1 | 67.5 | 77.2 |
| **Tuesday, May 28** | | | | |
| 9:00AM | Mar FHFA Home Prices y/y (%) | 6.7% | | 7% |
| 9:00AM | Mar Case Shiller Home Prices-20 y/y (%) | 7.4% | 7.3% | 7.3% |
| 10:00AM | May CB Consumer Confidence (%) | 102.0 | 95.9 | 97.0 |
| 1:00PM | 5-Yr Note Auction (bl) | 70 | | |
| **Wednesday, May 29** | | | | |
| 1:00PM | 7-Yr Note Auction (bl) | 44 | | |
| **Thursday, May 30** | | | | |
| 8:30AM | Q1 GDP (%) | 1.3% | 1.3% | 3.4% |
| 8:30AM | May/25 Jobless Claims (k) | 219K | 218K | 215K |
| 10:00AM | Apr Pending Home Sales (%) | -7.7% | -0.6% | 3.4% |
| **Friday, May 31** | | | | |
| 8:30AM | Apr Core PCE Inflation (y/y) (%) | 2.8% | 2.8% | 2.8% |
| 8:30AM | Apr Core PCE (m/m) (%) | 0.2% | 0.3% | 0.3% |
| 9:45AM | May Chicago PMI | 35.4 | 41 | 37.9 |


## Hand crafting mortgages since 1994

I get it—mortgages aren't the fun part of the home-buying process.

My team and I are here to help. We will handle the details, answer your questions, and be your guide every step of the way so you can focus on the good stuff—finding the perfect new home.

Whether you're buying, refinancing, or just exploring your options, we're here to make the mortgage process simple, transparent, and maybe even a little enjoyable.

Julee Felsman NMLS 120831
Rate NMLS ID 2611

For licensing: nmlsconsumeraccess.org

**Julee Felsman** 


© 2026 MBS Live, LLC. - This newsletter is a service of MarketNewsletters.com.

The interest rates provided in this newsletter are national averages from independent data sources. Rate/APR terms may differ from those listed above based on the creditworthiness of the borrower. All information provided "as is" for informational purposes only, not intended for trading purposes or financial advice.

**Read or subscribe** to my newsletter online at: http://housingnewsletters.com/workshopmortgage