

Julee Felsman
SVP of Mortgage Lending, Rate
Julee Felsman NMLS ID: AK - AK120831, AL - 73482, AR -
1300 SE 30th Ave, #111 Portland, OR 97214

Mobile: 503-799-3711
juleef@rate.com
View My Website

This Week's Hotly Anticipated Events Completely Failed to Break The Stalemate

Rates may not be as high as they were several months ago or as low as they were 5 weeks ago, but they're close enough to either boundary that the threat (or promise) of returning is palpable. For at least the past 2 weeks, we'd been waiting for this week's events to give us some sort of push higher or lower, but it looks like the waiting will continue.

The two key events in question were Tuesday's release of the Consumer Price Index (CPI) and Wednesday's Fed Announcement. CPI is the most widely followed inflation metric among regularly scheduled economic reports. It comes out once a month and has had a huge impact on rates many times over the past 2 years. This time around, it happened to be scheduled to come out a day before a particularly important Fed policy announcement.

Year-over-year CPI was destined to continue falling in this week's report simply because it was so high 13 months ago (i.e. it's a 12 month calculation and there was no way the current month would be as bad as the month that just got bumped out of the equation).



National Average Mortgage Rates



Mortgage News Daily	Rate	Change	Points
30YR Fixed	7.34%	+0.01	0.00
15YR Fixed	6.89%	0.00	0.00
30YR FHA	6.96%	+0.01	0.00
30YR Jumbo	7.45%	+0.01	0.00
7/6 SOFR	6.83%	+0.02	0.00
30YR VA	6.97%	0.00	0.00

Rates as of: 11/23

MBS and Treasury

	Price / Yield	Change
MBS UMBS 6.0	99.69	+0.14
10 YR Treasury	4.9038	-0.0424
30 YR Treasury	5.2892	-0.0192

Pricing as of: 11/24 9:40AM EST

Recent Housing Data

		Value	Change
Mortgage Apps	Nov 11	199.8	-2.35%
Building Permits	Oct	1.3M	-7.5%
Housing Starts	Oct	1.31M	+7.21%
New Home Sales	Sep	676K	-1.17%
Pending Home Sales	Oct	63	-4.69%
Existing Home Sales	Oct	3.99M	+0.25%
Builder Confidence	Nov	25	-13.79%

© 2026 MBS Live, LLC. - This newsletter is a service of MarketNewsletters.com.

The interest rates provided in this newsletter are national averages from independent data sources. Rate/APR terms may differ from those listed above based on the creditworthiness of the borrower. All information provided "as is" for informational purposes only, not intended for trading purposes or financial advice.

Read or subscribe to my newsletter online at: http://housingnewsletters.com/workshopmortgage

Month-over-month numbers filter out the impact of the past and show more detail. This is where we see the first stalemate that went unresolved this week. Simply put, month-over-month inflation remained perfectly inside the increasingly narrow sideways range that's been intact for almost 2 years. This offered precious little guidance for the Fed announcement the following day.

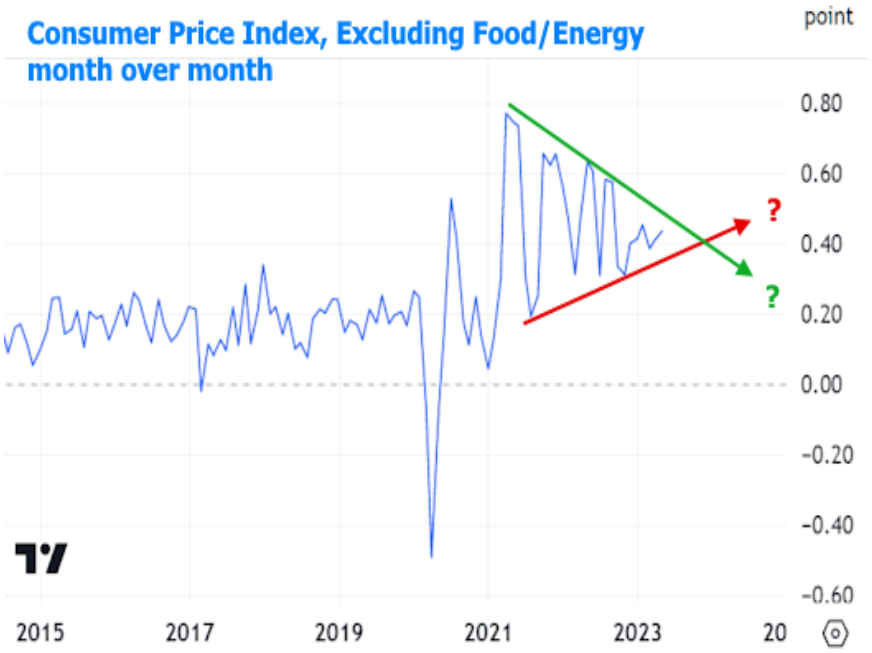

Most of the market expected the Fed to hold its policy rate steady at this meeting. "Policy rate" refers to the Fed Funds Rate which applies to overnight lending between large financial institutions--something that changes no more than once every 6 weeks and that has a limited impact on things like mortgage rates by the time the Fed actually hikes/cuts.

Longer term rates (like those for mortgages) are far more interested in the forward-looking trajectory of the Fed's rate path. At every other meeting, the Fed releases a Summary of Economic Projections. The crowd favorite is "the dots"--a reference to the dot plot that shows each Fed member's assumptions about where the policy rate will be in the near future.

This instance of the dots was particularly interesting because it would offer insight as to whether the Fed was indeed simply pausing rate hikes or if it thought it might have reached the ceiling. On that topic, the dots left little to the imagination with the average vote clearly moving 0.50% higher, thus implying 2 more rate hikes in 2023. All that without any strong guidance from the CPI data. One can imagine the dots may have been higher if CPI had come in hot.

Markets were initially unhappy to see the Fed's inclination toward even tighter policy, but found solace in the press conference with Fed Chair Powell. In it, he offered his typical reminder that the dots are merely projections and not predictions or forecasts (whatever that means). If he could speak more candidly, he'd likely say something like "the dots are just a guess based on how things look today. We force these people to pick a number. Most pick wrong. And depending on how the economy changes, most will change their guess in 12 weeks when the next dots come out."

Powell went on to say that the Fed hadn't even decided that it would hike rates at all again. It would be taking the decision on a meeting by meeting basis depending on how the data evolved. To say that places increased emphasis on economic reports would be an understatement. With some showing strength and others promising recession, it's no surprise to see a volatile, sideways range remain intact.

In terms of 10yr yields, the short term sideways range is probably too narrow to last much longer, but it has offered solid guideposts recently.

© 2026 MBS Live, LLC. - This newsletter is a service of MarketNewsletters.com.

The interest rates provided in this newsletter are national averages from independent data sources. Rate/APR terms may differ from those listed above based on the creditworthiness of the borrower. All information provided "as is" for informational purposes only, not intended for trading purposes or financial advice.

Read or subscribe to my newsletter online at: http://housingnewsletters.com/workshopmortgage



In the bigger picture, the range isn't as perfectly sideways. It's more of a battle to return under the 3.4% level.



As per usual, the trends in 10yr yields substantially reflect the trends in mortgage rates.

© 2026 MBS Live, LLC. - This newsletter is a service of MarketNewsletters.com.

The interest rates provided in this newsletter are national averages from independent data sources. Rate/APR terms may differ from those listed above based on the creditworthiness of the borrower. All information provided "as is" for informational purposes only, not intended for trading purposes or financial advice.

Read or subscribe to my newsletter online at: http://housingnewsletters.com/workshopmortgage

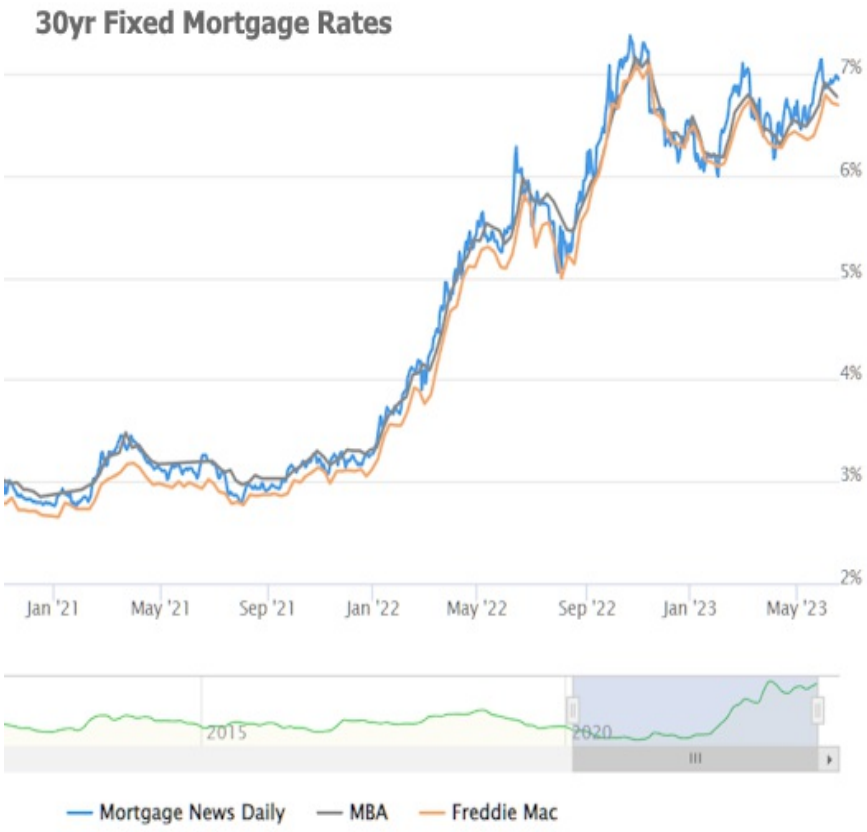

So what does the data say about how things might evolve in the near future? Truly, that's up for debate! The following chart from economist Justin Wolfers made rounds on Friday, tacitly shouting that it's ridiculous to expect a recession right now based on most economic data.

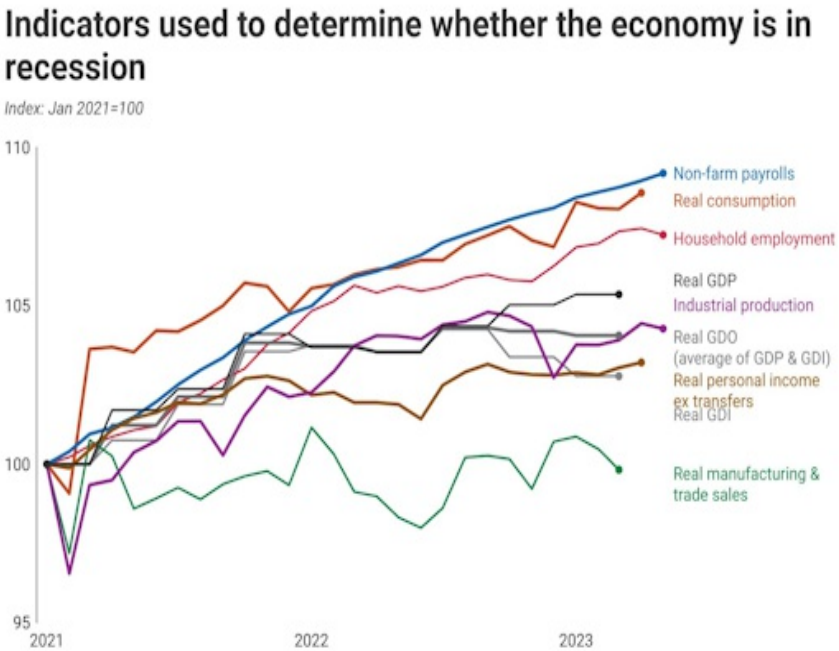

The NBER defines a recession as: "a significant decline in economic activity that is spread across the economy and that lasts more than a few months."

© 2026 MBS Live, LLC. - This newsletter is a service of MarketNewsletters.com.

The interest rates provided in this newsletter are national averages from independent data sources. Rate/APR terms may differ from those listed above based on the creditworthiness of the borrower. All information provided "as is" for informational purposes only, not intended for trading purposes or financial advice.

Read or subscribe to my newsletter online at: http://housingnewsletters.com/workshopmortgage

At almost exactly the same time, Wells Fargo economists put out their weekly note with some thoughts on recent trends in the Leading Economic Indicators index ahead of next week's update, saying:

> "In a world chock-full of backward-looking economic data, forward-looking indicators like the Leading Economic Index (LEI) are decidedly valuable. Unfortunately, the LEI has been quite consistent in its signal of recession. The six-month average change of this index has registered below the threshold historically consistent with a downturn for 10 straight months. The LEI's downdraft is also picking up speed, suggesting that a turn in the business cycle is more likely than not."

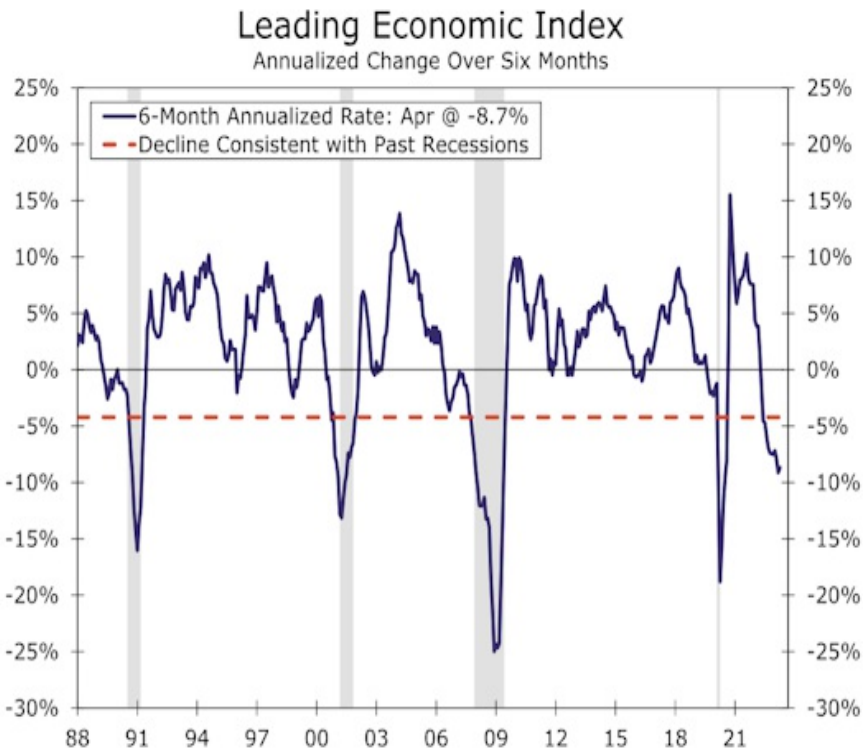

It's quite easy to ping pong the debate back and forth between "recession" and "it's not so bad" with other data out this week. While we're on the topic of sentiment surveys how about Consumer Sentiment itself? It may be historically low, but it has also been trending fairly consistently higher (in stark opposition of the trend seen in the chart above).

© 2026 MBS Live, LLC. - This newsletter is a service of MarketNewsletters.com.

The interest rates provided in this newsletter are national averages from independent data sources. Rate/APR terms may differ from those listed above based on the creditworthiness of the borrower. All information provided "as is" for informational purposes only, not intended for trading purposes or financial advice.

Read or subscribe to my newsletter online at: http://housingnewsletters.com/workshopmortgage



On a more recessionary note, weekly jobless claims have hit the highest levels since 2021 on two consecutive weeks.

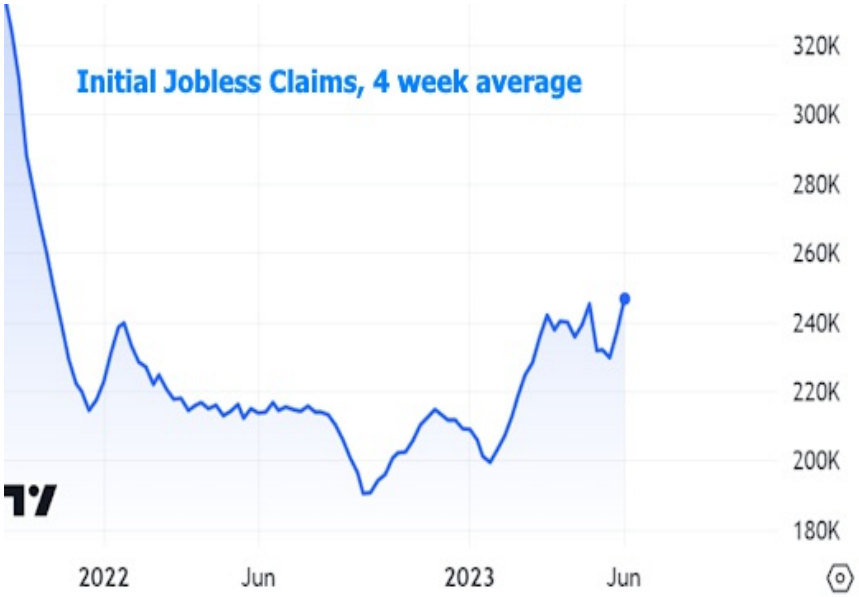

And if we filter out the noise associated with the pandemic, these are actually the highest levels since late 2017.

© 2026 MBS Live, LLC. - This newsletter is a service of MarketNewsletters.com.

The interest rates provided in this newsletter are national averages from independent data sources. Rate/APR terms may differ from those listed above based on the creditworthiness of the borrower. All information provided "as is" for informational purposes only, not intended for trading purposes or financial advice.

Read or subscribe to my newsletter online at: http://housingnewsletters.com/workshopmortgage



As long as there are compelling ways to make cases for opposite economic outcomes, rates will find it easier to remain broadly sideways, but with big, volatile swings between the prevailing highs and lows. It's a waiting game for now.

Subscribe to my newsletter online at: http://housingnewsletters.com/workshopmortgage

Recent Economic Data

Date	Event	Actual	Forecast	Prior
Wednesday, Jun 14				
11:30AM	Leading index chg mm (%)	5.150%		5.200%
2:00PM	Fed Rate Decision			5.25%
2:00PM	FOMC Economic Projections			
2:30PM	Fed Press Conference			
Thursday, Jun 15				
8:30AM	May Import prices mm (%)	-0.6%	-0.5%	0.3%
8:30AM	Jun NY Fed Manufacturing	6.6	-15.1	-31.8
8:30AM	May Retail Sales (%)	0.3%	-0.1%	0.4%
8:30AM	Jun Philly Fed Business Index	-13.7	-14	-10.4
8:30AM	Jun/10 Jobless Claims (k)	262K	249K	262K
9:15AM	May Industrial Production (%)	-0.2%	0.1%	0.5%
10:00AM	Apr Business Inventories (%)	0.2%	0.2%	-0.2%
Friday, Jun 16				
10:00AM	Jun Consumer Sentiment (ip)	63.9	60	59.2
10:00AM	Jun Sentiment: 1y Inflation (%)	3.3%		4.2%

Event Importance:

No Stars = Insignificant
☆ Low
★ Moderate
★★ Important
★★ Very Important

© 2026 MBS Live, LLC. - This newsletter is a service of MarketNewsletters.com.

The interest rates provided in this newsletter are national averages from independent data sources. Rate/APR terms may differ from those listed above based on the creditworthiness of the borrower. All information provided "as is" for informational purposes only, not intended for trading purposes or financial advice.

Read or subscribe to my newsletter online at: http://housingnewsletters.com/workshopmortgage

Date	Event	Actual	Forecast	Prior
Monday, Jun 19				
10:00AM	Jun NAHB housing market indx	55	51	50
Tuesday, Jun 20				
8:30AM	May House starts mm: change (%)	21.7%		-2.9%
8:30AM	May Build permits: change mm (%)	5.2%		-1.4%
Wednesday, Jun 21				
7:00AM	Jun/16 MBA Refi Index	425.1		434.1
7:00AM	Jun/16 MBA Purchase Index	165.6		163.2
Thursday, Jun 22				
8:30AM	Jun/17 Jobless Claims (k)		260	262
10:00AM	May Existing home sales (ml)	4.3M	4.25M	4.29M
10:00AM	Fed Chair Powell Testimony			
Friday, Jun 23				
9:45AM	Jun S&P Global Services PMI	54.1	54	54.9
9:45AM	Jun S&P Global Manuf. PMI	46.3	48.5	48.4

Hand crafting mortgages since 1994

I get it—mortgages aren't the fun part of the home-buying process.

My team and I are here to help. We will handle the details, answer your questions, and be your guide every step of the way so you can focus on the good stuff—finding the perfect new home.

Whether you're buying, refinancing, or just exploring your options, we're here to make the mortgage process simple, transparent, and maybe even a little enjoyable.

Julee Felsman NMLS 120831
Rate NMLS ID 2611

For licensing: nmlsconsumeraccess.org

Julee Felsman 

© 2026 MBS Live, LLC. - This newsletter is a service of MarketNewsletters.com.

The interest rates provided in this newsletter are national averages from independent data sources. Rate/APR terms may differ from those listed above based on the creditworthiness of the borrower. All information provided "as is" for informational purposes only, not intended for trading purposes or financial advice.

Read or subscribe to my newsletter online at: http://housingnewsletters.com/workshopmortgage