

Julee Felsman
SVP of Mortgage Lending, Rate
Julee Felsman NMLS ID: AK - AK120831, AL - 73482, AR -
1300 SE 30th Ave, #111 Portland, OR 97214

Mobile: 503-799-3711
juleef@rate.com
View My Website

Rates Back to 20 Year Highs as Economy Remains Resilient

The resilience of the economy is a matter of debate with different cases to be made depending on the data. But when it comes to the Fed's favorite reports, the data hasn't given them any reason to go easy on rates.

The Fed doesn't directly dictate mortgage rates, but it does set the Fed Funds Rate, which has far-reaching effects. Financial markets can also bet on the future level of the Fed Funds Rates via securities unsurprisingly named Fed Funds Futures. This allows the market to **constantly** adjust whereas the Fed only makes changes on a scheduled basis, 8 times per year. Here's how the implied Fed rate has shifted recently for the December 2022 and June 2023 Fed meetings:

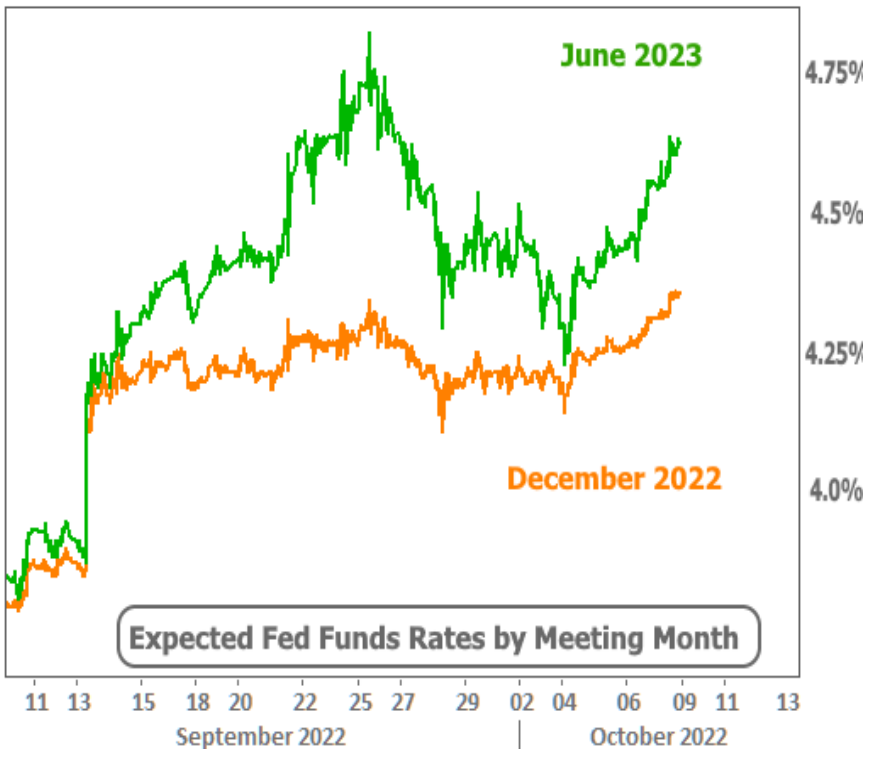

The Fed Funds Rate only applies to the **shortest**-term lending, which is one reason it's not always highly correlated with mortgages (which tend to last 5-10 years on average). Longer term rates can move in very different patterns compared to short-term rates. But longer-term rates often line up much better with those longer run Fed rate expectations as seen in the green line above and below. The next chart shows the June Fed Funds **expectations**

National Average Mortgage Rates



Mortgage News Daily	Rate	Change	Points
30YR Fixed	7.34%	+0.01	0.00
15YR Fixed	6.89%	0.00	0.00
30YR FHA	6.96%	+0.01	0.00
30YR Jumbo	7.45%	+0.01	0.00
7/6 SOFR	6.83%	+0.02	0.00
30YR VA	6.97%	0.00	0.00

Rates as of: 11/23

MBS and Treasury

	Price / Yield	Change
MBS UMBS 6.0	99.66	+0.11
10 YR Treasury	4.9098	-0.0364
30 YR Treasury	5.2923	-0.0161

Pricing as of: 11/24 9:50AM EST

Recent Housing Data

		Value	Change
Mortgage Apps	Nov 11	199.8	-2.35%
Building Permits	Oct	1.3M	-7.5%
Housing Starts	Oct	1.31M	+7.21%
New Home Sales	Sep	676K	-1.17%
Pending Home Sales	Oct	63	-4.69%
Existing Home Sales	Oct	3.99M	+0.25%
Builder Confidence	Nov	25	-13.79%

© 2026 MBS Live, LLC. - This newsletter is a service of MarketNewsletters.com.

The interest rates provided in this newsletter are national averages from independent data sources. Rate/APR terms may differ from those listed above based on the creditworthiness of the borrower. All information provided "as is" for informational purposes only, not intended for trading purposes or financial advice.

Read or subscribe to my newsletter online at: http://housingnewsletters.com/workshopmortgage

overlaid with 10yr Treasury yields (a quintessential benchmark for longer-term rates in the US).

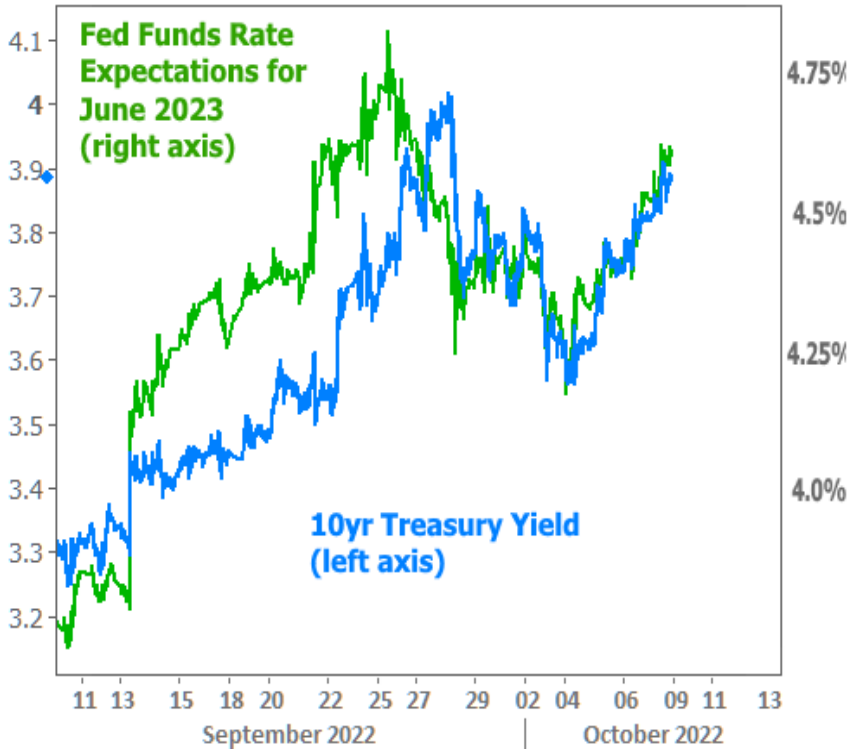

Not a perfect match at all times, but highly correlated in the past few weeks. For **even better correlation**, we can compare Treasuries and mortgage rates which, as of Friday, moved back up to the highest levels in 20 years.

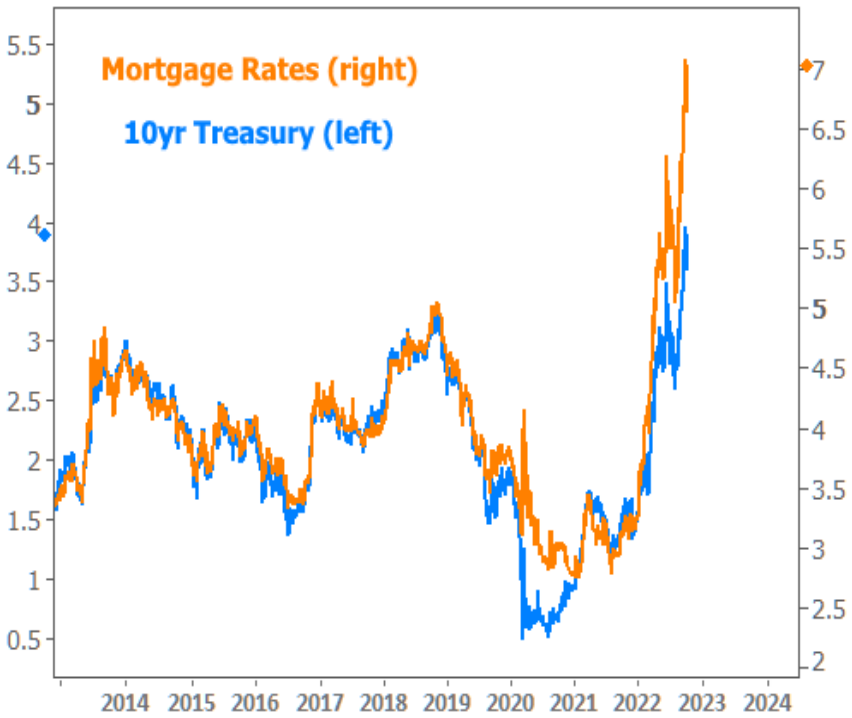

Why are rates so high? That's a question that we've been answering again and again throughout 2022, but the answer hasn't really changed in terms of its essential ingredients. They are as follows:

© 2026 MBS Live, LLC. - This newsletter is a service of MarketNewsletters.com.

The interest rates provided in this newsletter are national averages from independent data sources. Rate/APR terms may differ from those listed above based on the creditworthiness of the borrower. All information provided "as is" for informational purposes only, not intended for trading purposes or financial advice.

Read or subscribe to my newsletter online at: http://housingnewsletters.com/workshopmortgage

- Incredibly high inflation
- Remarkably resilient economic data
- And to a lesser extent, a recent stint of incredibly rate-friendly Fed policies that require a bit of unwinding

All of the above led the Fed to make **drastic** changes to the Fed Funds Rate and the bond buying programs that helped keep mortgage rates near all-time lows as recently as late 2021. The Fed's sense of urgency is higher than it otherwise would be due to parallels it perceives to 1980, when then Fed Chair Volker cut rates from 16% to 11% at the first sign of lower inflation only to hike them to 19% 2 months later when inflation proved resilient. The initial rate cuts by Volker were widely criticized as a "Fed policy error"--one that multiple Fed speakers have recently vowed to avoid in the present.

In other words, the Fed is **determined to hike rates** as high as it can and keep them there as long as it can, even if that means the economy suffers. In fact, the Fed actually WANTS to see a measured amount of suffering in order to confirm that it has hiked rates enough. To make matters worse, they're not really considering the mortgage or housing market in that endeavor for two reasons:

- Home price appreciation got way ahead of itself by rising roughly 40% over 2 years (this also contributes to inflation metrics)
- The Fed knows rate policy changes will generally have the most immediate effects on the housing market, so it would be prepared to overlook an initial correction in lending volume and home prices. In the current case, the Fed sees charts like the following and concludes that it is a good and necessary thing for the housing market to be cooling off.

© 2026 MBS Live, LLC. - This newsletter is a service of MarketNewsletters.com.

The interest rates provided in this newsletter are national averages from independent data sources. Rate/APR terms may differ from those listed above based on the creditworthiness of the borrower. All information provided "as is" for informational purposes only, not intended for trading purposes or financial advice.

Read or subscribe to my newsletter online at: http://housingnewsletters.com/workshopmortgage

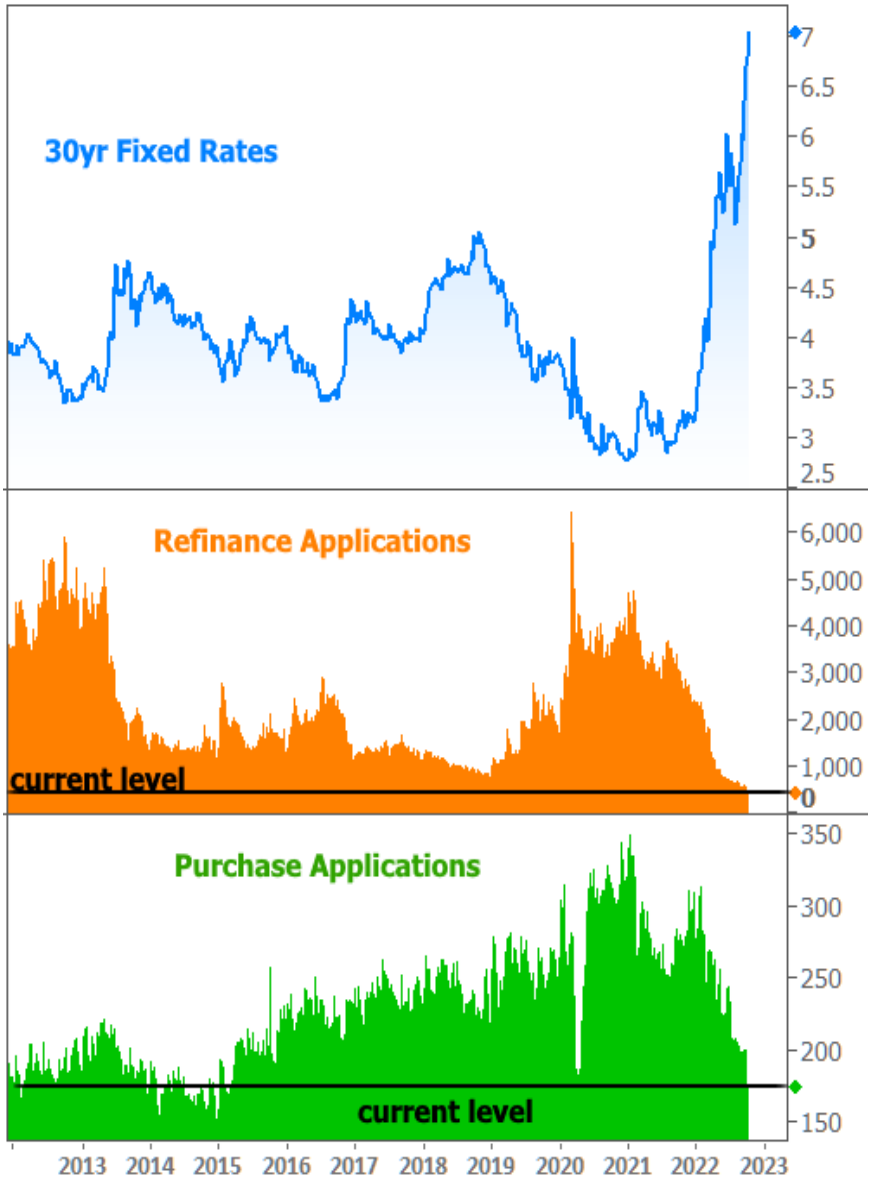

Housing/mortgage data notwithstanding, the rest of it has **yet to send any red flags** serious enough for the Fed to reconsider its unfriendly stance on rates. That's not to say there aren't some signs of contraction in major economic indices, but so far, it's been the manufacturing sector more than the services sector, and it's not uncommon for manufacturing to oscillate in more frequent boom/bust cycles even as the broader economy chugs along.

Both of the big ticket Purchasing Managers Indices (PMIs) from the Institute for Supply Management (ISM) were out this week. The resilience in the services sector means the Fed is **far** from concerned. Both lines would need to be moving into the contraction zone for that to change.

© 2026 MBS Live, LLC. - This newsletter is a service of MarketNewsletters.com.

The interest rates provided in this newsletter are national averages from independent data sources. Rate/APR terms may differ from those listed above based on the creditworthiness of the borrower. All information provided "as is" for informational purposes only, not intended for trading purposes or financial advice.

Read or subscribe to my newsletter online at: http://housingnewsletters.com/workshopmortgage

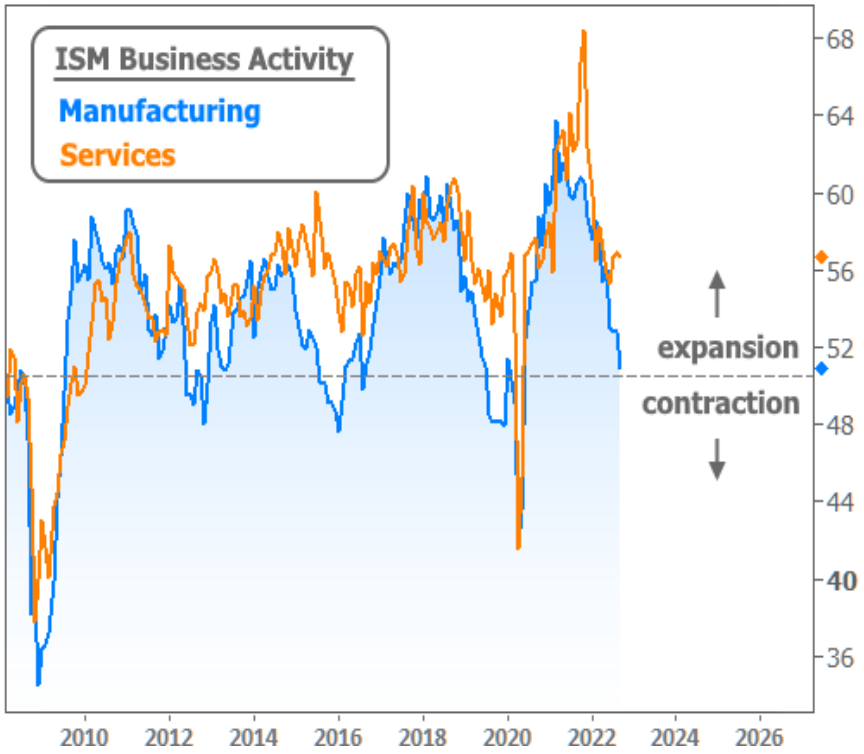

We also received the latest update on the labor market via the big monthly **jobs report.** Apart from the big inflation indices, the jobs report is the most significant report for the Fed, and one that is certainly being watched for the desired signs of labor market weakness. Fortunately for people who like jobs, but unfortunately for interest rates, the numbers remain anything but weak.

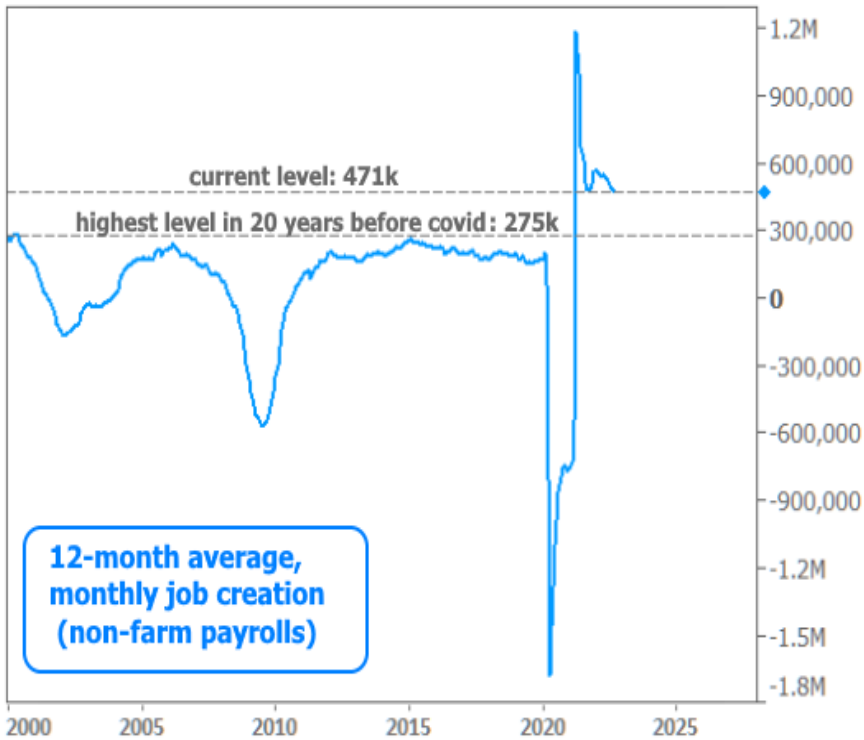

© 2026 MBS Live, LLC. - This newsletter is a service of MarketNewsletters.com.

The interest rates provided in this newsletter are national averages from independent data sources. Rate/APR terms may differ from those listed above based on the creditworthiness of the borrower. All information provided "as is" for informational purposes only, not intended for trading purposes or financial advice.

Read or subscribe to my newsletter online at: http://housingnewsletters.com/workshopmortgage

Granted, that average job count will likely continue to drop and the strength hasn't yet offset the post-covid weakness when it comes to where we would have otherwise been, but **the point is** that job creation at current levels is still higher than the Fed expected it would be. Perhaps more telling and much easier to understand would be the fact that the unemployment rate is back to the lowest levels since the 1960's after bumping just a bit higher last month.



Here too, anyone who wanted to paint a **gloomier** economic picture **could** find ways to poke holes in the message of economic strength, but the fact that such a debate can even exist in a market where the Fed has been so clear about its intentions is evidence of those intentions being justified. Even if there are "yeah buts" regarding this data, it would still be best filed under the category of "resilience" as opposed to "showing obvious damage from the Fed's policies." Once that damage shows up, assuming it does so in concert with a sustained drop in inflation, then we'll finally see a softer side of the Fed.

When that begins to happen, it will take more than one decisively lower inflation reading to change the conversation, but to reiterate, the major inflation indices are the most important reports right now with the Consumer Price Index being head and shoulders above anything else in terms of importance (notably, the Fed prefers another index, PCE, but CPI comes out 2 weeks earlier so that's what markets react to). Why so much backstory on CPI if we didn't get an update this week?

Because it's coming this Thursday (10/13/22) and it may well have the power to decide if rates hold in line with the ceiling of 20-year highs or punch a hole up to the 2nd floor.

Subscribe to my newsletter online at: http://housingnewsletters.com/workshopmortgage

Recent Economic Data

Date	Event	Actual	Forecast	Prior
Monday, Oct 03				
10:00AM	Sep ISM Manufacturing PMI	50.9	52.2	52.8
10:00AM	Aug Construction spending (%)	-0.7	-0.3	-0.4

Event Importance:

No Stars = Insignificant
☆ Low
★ Moderate
★★ Important

© 2026 MBS Live, LLC. - This newsletter is a service of MarketNewsletters.com.

The interest rates provided in this newsletter are national averages from independent data sources. Rate/APR terms may differ from those listed above based on the creditworthiness of the borrower. All information provided "as is" for informational purposes only, not intended for trading purposes or financial advice.

Read or subscribe to my newsletter online at: http://housingnewsletters.com/workshopmortgage

Date	Event	Actual	Forecast	Prior
Tuesday, Oct 04				
10:00AM	Aug Factory orders mm (%)	0.0	0.0	-1.0
Wednesday, Oct 05				
7:00AM	w/e MBA Purchase Index	174.1		199.3
7:00AM	w/e MBA Refi Index	430.9		524.1
8:15AM	Sep ADP jobs (k)	208	200	132
8:30AM	Aug Trade Gap (bl)	-67.4	-67.7	-70.7
10:00AM	Sep ISM Biz Activity	59.1	57.0	60.9
Thursday, Oct 06				
7:30AM	Sep Challenger layoffs (k)	29.989		20.485
8:30AM	w/e Jobless Claims (k)	219	203	193
Friday, Oct 07				
8:30AM	Sep Average earnings mm (%)	0.3	0.3	0.3
8:30AM	Sep Non-farm payrolls (k)	263	250	315
8:30AM	Sep Unemployment rate mm (%)	3.5	3.7	3.7
10:00AM	Aug Wholesale inventories mm (%)	1.3	1.3	1.3
3:00PM	Aug Consumer credit (bl)	32.24	24.50	23.81
Monday, Oct 10				
12:00AM	Indigenous Peoples' Day			
Tuesday, Oct 11				
1:00PM	3-Yr Note Auction (bl)	40		
Wednesday, Oct 12				
7:00AM	w/e MBA Purchase Index	170.5		174.1
7:00AM	w/e MBA Refi Index	423.2		430.9
8:30AM	Sep Producer Prices (%)	0.4	0.2	-0.1
8:30AM	Sep Core Producer Prices YY (%)	7.2	7.3	7.3
1:00PM	10-yr Note Auction (bl)	32		
Thursday, Oct 13				
8:30AM	Sep y/y CORE CPI (%)	6.6	6.5	6.3
8:30AM	Sep m/m Headline CPI (%)	0.4	0.2	0.1
8:30AM	Sep m/m CORE CPI (%)	0.6	0.5	0.6
8:30AM	Sep y/y Headline CPI (%)	8.2	8.1	8.3
8:30AM	w/e Jobless Claims (k)	228	225	219
1:00PM	30-Yr Bond Auction (bl)	18		
Friday, Oct 14				
8:30AM	Sep Retail Sales (%)	0.0	0.2	0.3
8:30AM	Sep Import prices mm (%)	-1.2	-1.1	-1.0
10:00AM	Oct 1yr Inflation Outlook (%)	5.1		4.7



© 2026 MBS Live, LLC. - This newsletter is a service of MarketNewsletters.com.

The interest rates provided in this newsletter are national averages from independent data sources. Rate/APR terms may differ from those listed above based on the creditworthiness of the borrower. All information provided "as is" for informational purposes only, not intended for trading purposes or financial advice.

Read or subscribe to my newsletter online at: http://housingnewsletters.com/workshopmortgage

Date	Event	Actual	Forecast	Prior
10:00AM	Oct Consumer Sentiment	59.8	59.0	58.6
10:00AM	Oct 5yr Inflation Outlook (%)	2.9		2.7
10:00AM	Aug Business Inventories (%)	+0.8	0.9	0.6

Hand crafting mortgages since 1994

I get it—mortgages aren't the fun part of the home-buying process.

My team and I are here to help. We will handle the details, answer your questions, and be your guide every step of the way so you can focus on the good stuff—finding the perfect new home.

Whether you're buying, refinancing, or just exploring your options, we're here to make the mortgage process simple, transparent, and maybe even a little enjoyable.

Julee Felsman NMLS 120831
Rate NMLS ID 2611

For licensing: nmlsconsumeraccess.org

Julee Felsman 

© 2026 MBS Live, LLC. - This newsletter is a service of MarketNewsletters.com.

The interest rates provided in this newsletter are national averages from independent data sources. Rate/APR terms may differ from those listed above based on the creditworthiness of the borrower. All information provided "as is" for informational purposes only, not intended for trading purposes or financial advice.

Read or subscribe to my newsletter online at: http://housingnewsletters.com/workshopmortgage