

Julee Felsman
SVP of Mortgage Lending, Rate
Julee Felsman NMLS ID: AK - AK120831, AL - 73482, AR -
1300 SE 30th Ave, #111 Portland, OR 97214

Mobile: 503-799-3711
juleef@rate.com
View My Website

Best Week For Rates in Almost 2 Years, But There's a Catch

Mortgage rates have moved higher at the fastest pace in decades so far in 2022, but this week proved to be a refreshing exception. To understand why, we first need to examine the relationship between stocks and bonds, which is a bit more variable than most people assume.

Conventional wisdom holds that stock prices and bond yields correlate with each other. This makes good logical sense from the standpoint of selling one to buy the other. For instance, if you sold bonds to buy stocks, bond yields and stock prices would both move higher together.

While we often see this correlation over short time frames, the longer term trends tend to be quite different.

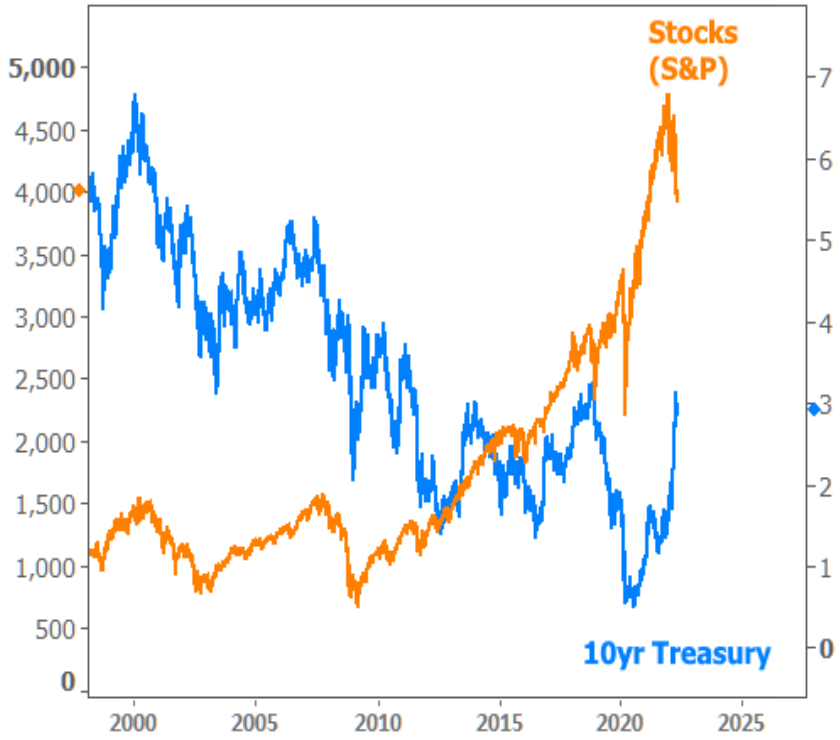

To make matters more confusing, despite the INVERSE relationship over the longer run, there are definitely pockets of time where investors are moving money out of stocks, into bonds, and vice versa. This week hasn't been flawless in that regard, but it has generally seen more of that conventional wisdom type of movement.

National Average Mortgage Rates



Mortgage News Daily	Rate	Change	Points
30YR Fixed	7.34%	+0.01	0.00
15YR Fixed	6.89%	0.00	0.00
30YR FHA	6.96%	+0.01	0.00
30YR Jumbo	7.45%	+0.01	0.00
7/6 SOFR	6.83%	+0.02	0.00
30YR VA	6.97%	0.00	0.00

Rates as of: 11/23

MBS and Treasury

	Price / Yield	Change
MBS UMBS 6.0	99.66	+0.11
10 YR Treasury	4.9098	-0.0364
30 YR Treasury	5.2923	-0.0161

Pricing as of: 11/24 9:50AM EST

Recent Housing Data

		Value	Change
Mortgage Apps	Nov 11	199.8	-2.35%
Building Permits	Oct	1.3M	-7.5%
Housing Starts	Oct	1.31M	+7.21%
New Home Sales	Sep	676K	-1.17%
Pending Home Sales	Oct	63	-4.69%
Existing Home Sales	Oct	3.99M	+0.25%
Builder Confidence	Nov	25	-13.79%

© 2026 MBS Live, LLC. - This newsletter is a service of MarketNewsletters.com.

The interest rates provided in this newsletter are national averages from independent data sources. Rate/APR terms may differ from those listed above based on the creditworthiness of the borrower. All information provided "as is" for informational purposes only, not intended for trading purposes or financial advice.

Read or subscribe to my newsletter online at: http://housingnewsletters.com/workshopmortgage

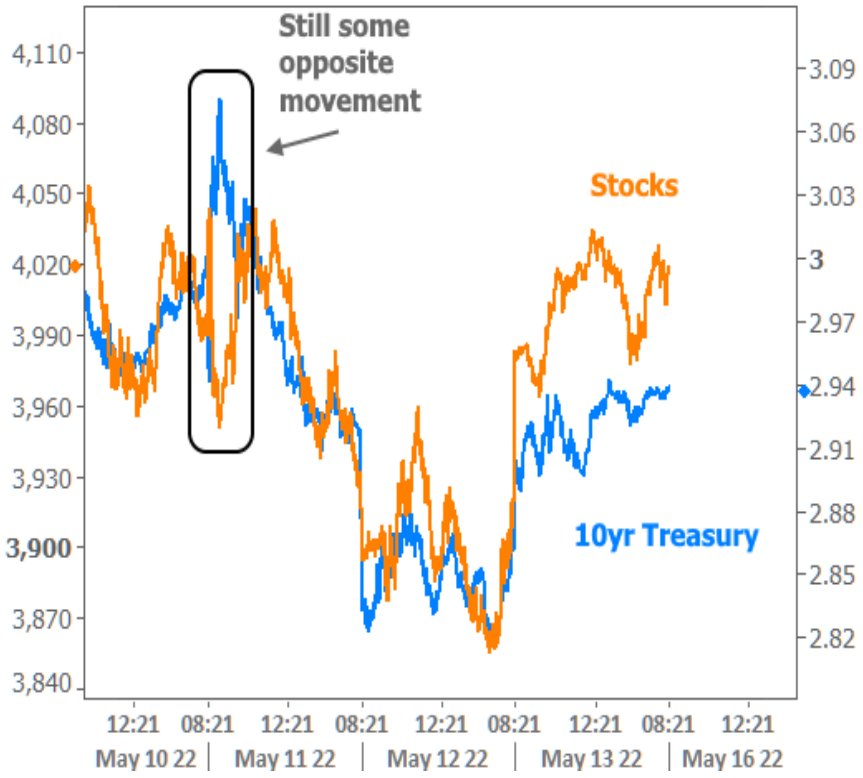

As the highlighted portions of the chart point out, we can see examples of conventional wisdom and the opposite sort of movement in close proximity to one another. In other words, sometimes the orange and blue lines quickly moved in opposite directions despite mostly following each other.

Generally speaking, one of the most common reasons to see stocks and bonds jump in opposite directions is Fed policy. Even though the Fed conducts monetary policy in the bond market, when the Fed's policies are looser, the entire market tends to benefit. Conversely, when the Fed shifts toward a tighter policy stance--as has been the case on multiple occasions over the past 6 months, both stocks and bonds tend to suffer.

The Fed didn't make any policy changes on the morning of May 11th. Rather, it was the release of April's inflation numbers that briefly led investors to fear more tightening on the part of the Fed. Inflation is, after all, the big reason for the Fed's big shift in 2022.

© 2026 MBS Live, LLC. - This newsletter is a service of MarketNewsletters.com.

The interest rates provided in this newsletter are national averages from independent data sources. Rate/APR terms may differ from those listed above based on the creditworthiness of the borrower. All information provided "as is" for informational purposes only, not intended for trading purposes or financial advice.

Read or subscribe to my newsletter online at: http://housingnewsletters.com/workshopmortgage



There are a few ways to measure inflation. The chart above is only one of the numbers that came out this week. Although it was slightly lower versus the previous reading, economists were expecting a bit more of a drop. This led to the temporary reaction that sent bond yields higher and stocks lower.

The middle of the week was dominated by additional weakness in stocks and a refreshing improvement in bonds, but the trend reversed on Friday as stocks found their footing. Bond yields moved higher at the same time, but not at the same pace. In fact, even after the losses, it was the best week of the year for bonds so far--at least when it comes to the pace of improvement.

Bond yields are highly correlated with mortgage rates. The strong week for bonds meant a strong week for mortgages. Even after rates edged higher on Friday, it was still the best week over week improvement in nearly 2 years. The caveat is that such an accomplishment was only made possible by rates starting the week at the highest levels since 2009.

Note: there are multiple news stories suggesting rates moved **higher** this week due to the prevalence of Freddie Mac's weekly mortgage rate survey as a source for news outlets. Freddie's data is fine as long as it's understood. Specifically, a majority of survey responses are received on Monday of any given week, but the results are not published until Thursday. That means it usually ends up being a "Monday vs Monday" number. Indeed, this Monday's rates were higher than last Monday's, but the point is that when we look at actual daily offerings, this Friday was quite a bit better than last Friday.

© 2026 MBS Live, LLC. - This newsletter is a service of MarketNewsletters.com.

The interest rates provided in this newsletter are national averages from independent data sources. Rate/APR terms may differ from those listed above based on the creditworthiness of the borrower. All information provided "as is" for informational purposes only, not intended for trading purposes or financial advice.

Read or subscribe to my newsletter online at: http://housingnewsletters.com/workshopmortgage

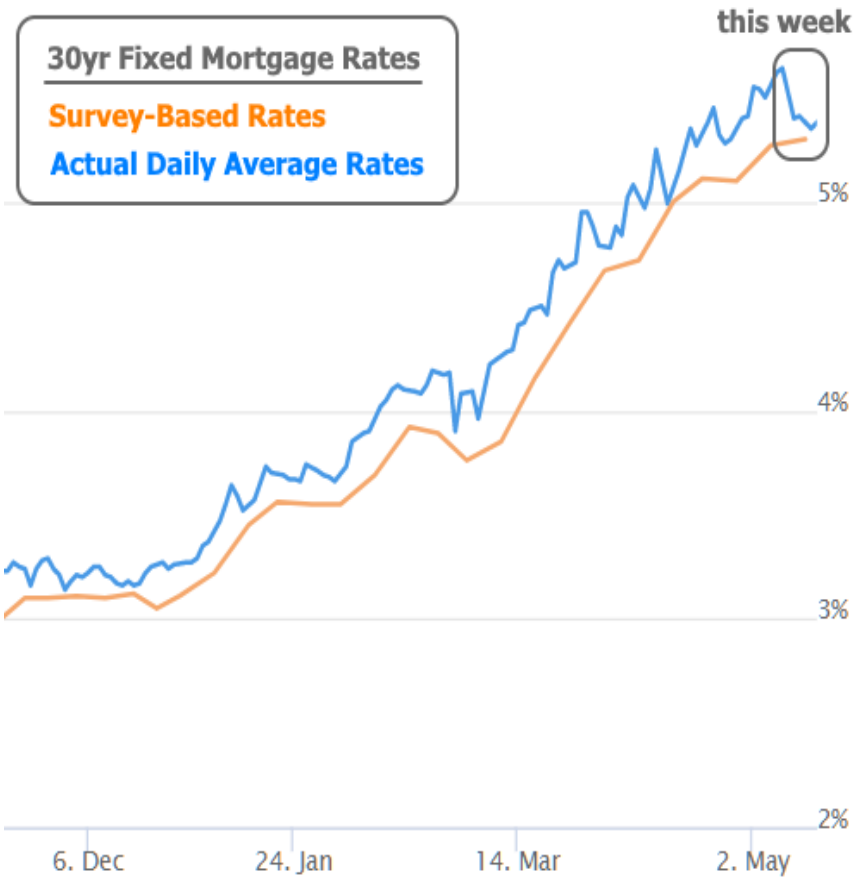

Subscribe to my newsletter online at: http://housingnewsletters.com/workshopmortgage

Recent Economic Data

Date	Event	Actual	Forecast	Prior
Tuesday, May 10				
1:00PM	3-Yr Note Auction (bl)	45		
Wednesday, May 11				
7:00AM	w/e MBA Purchase Index	255.4		244.4
7:00AM	w/e MBA Refi Index	913.6		932.3
8:30AM	Apr Consumer Price Index (CPI) (%)	0.3	0.2	1.2
8:30AM	Apr Core CPI (Annual) (%)	6.2	6.0	6.5
Thursday, May 12				
8:30AM	Apr Producer Prices (%)	0.5	0.5	1.4
8:30AM	Apr Core Producer Prices YY (%)	8.8	8.9	9.2
8:30AM	w/e Jobless Claims (k)	203	195	200
Friday, May 13				
8:30AM	Apr Import prices mm (%)	0.0	0.6	2.6
10:00AM	May 1yr Inflation Outlook (%)	5.4		5.4
10:00AM	May Consumer Sentiment	59.1	64.0	65.2

Event Importance:

No Stars = Insignificant
☆ Low
★ Moderate
★★ Important
★★ Very Important

© 2026 MBS Live, LLC. - This newsletter is a service of MarketNewsletters.com.

The interest rates provided in this newsletter are national averages from independent data sources. Rate/APR terms may differ from those listed above based on the creditworthiness of the borrower. All information provided "as is" for informational purposes only, not intended for trading purposes or financial advice.

Read or subscribe to my newsletter online at: http://housingnewsletters.com/workshopmortgage

Date	Event	Actual	Forecast	Prior
10:00AM	May 5yr Inflation Outlook (%)	3.0		3.0
Monday, May 16				
8:30AM	May NY Fed Manufacturing	-11.6	17.00	24.60
Tuesday, May 17				
8:30AM	Apr Retail Sales (%)	0.9	0.9	0.5
9:15AM	Apr Industrial Production (%)	1.1	0.5	0.9
10:00AM	May NAHB housing market indx	69	75	77
10:00AM	Mar Business Inventories (%)	2.0	1.9	1.5
Wednesday, May 18				
7:00AM	w/e MBA Purchase Index	225.0		255.4
7:00AM	w/e MBA Refi Index	826.9		913.6
8:30AM	Apr House starts mm: change (%)	-0.2		0.3
8:30AM	Apr Housing starts number mm (ml)	1.724	1.765	1.793
8:30AM	Apr Build permits: change mm (%)	-3.2		0.3
8:30AM	Apr Building permits: number (ml)	1.819	1.812	1.870
Thursday, May 19				
8:30AM	May Philly Fed Business Index	2.6	16.0	17.6
10:00AM	Apr Existing home sales (ml)	5.61	5.65	5.77
10:00AM	Apr Exist. home sales % chg (%)	-2.4		-2.7
10:00AM	Apr Leading index chg mm (%)	-0.3	0.0	0.3
Tuesday, Jul 12				
1:00PM	10-yr Note Auction (bl)	33		
Wednesday, Jul 13				
1:00PM	30-Yr Bond Auction (bl)	19		

© 2026 MBS Live, LLC. - This newsletter is a service of MarketNewsletters.com.

The interest rates provided in this newsletter are national averages from independent data sources. Rate/APR terms may differ from those listed above based on the creditworthiness of the borrower. All information provided "as is" for informational purposes only, not intended for trading purposes or financial advice.

Read or subscribe to my newsletter online at: http://housingnewsletters.com/workshopmortgage

Hand crafting mortgages since 1994

I get it—mortgages aren't the fun part of the home-buying process.

My team and I are here to help. We will handle the details, answer your questions, and be your guide every step of the way so you can focus on the good stuff—finding the perfect new home.

Whether you're buying, refinancing, or just exploring your options, we're here to make the mortgage process simple, transparent, and maybe even a little enjoyable.

Julee Felsman NMLS 120831
Rate NMLS ID 2611

For licensing: nmlsconsumeraccess.org

Julee Felsman 

© 2026 MBS Live, LLC. - This newsletter is a service of MarketNewsletters.com.

The interest rates provided in this newsletter are national averages from independent data sources. Rate/APR terms may differ from those listed above based on the creditworthiness of the borrower. All information provided "as is" for informational purposes only, not intended for trading purposes or financial advice.

Read or subscribe to my newsletter online at: http://housingnewsletters.com/workshopmortgage