



David Wiest

Builder / Private Wealth Mortgage Banker, US Bank
 NMLS #561109
 1400 Rocky Ridge Dr Suite 100 Roseville, CA 95661

Mobile: 916.955.7664
 david.wiest@usbank.com
[View My Website](#)

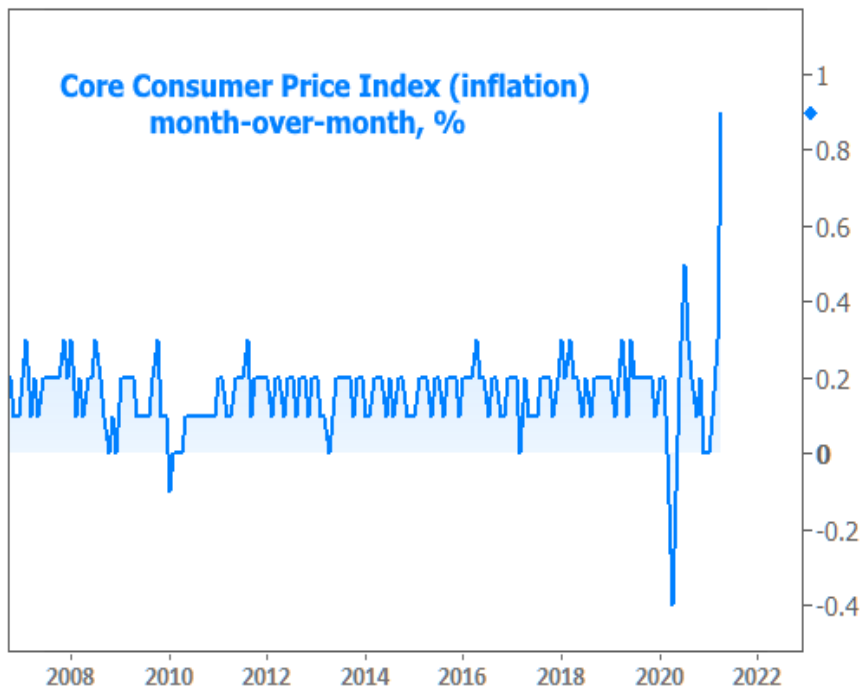
Big Inflation Scare, But Rates Remain Resilient

The 70's and 80's brought unforgettable economic lessons about inflation. Since then, certain market participants have been watching inflation like **hawks**, even when they didn't need to.

After the start of the pandemic, the massive amount of fiscal stimulus (covid relief bill) and monetary accommodation from the Fed (bond buying and rate cuts) had inflation hawks on **high alert**. Fed speakers have been consistent in their response: **yes**, inflation was likely to spike this spring for a variety of reasons, but it wouldn't necessarily be evidence of a sustainable shift.

Inflation can be measured in a few ways, but the most basic and most popular is via price indices published by the government. The **Consumer Price Index (CPI)** is one of the two dominant forces in that regard and this week brought a fresh update for the month of April.

While analysts agreed with the Fed's inflation warning, this week's **actual** CPI data eclipsed even the **most aggressive** forecasts, both in monthly and annual terms.



National Average Mortgage Rates



	Rate	Change	Points
--	------	--------	--------

Mortgage News Daily

30 Yr. Fixed	7.07%	+0.02	0.00
15 Yr. Fixed	6.45%	0.00	0.00
30 Yr. FHA	6.51%	+0.02	0.00
30 Yr. Jumbo	7.26%	0.00	0.00
5/1 ARM	7.02%	-0.01	0.00

Freddie Mac

30 Yr. Fixed	6.86%	-0.01	0.00
15 Yr. Fixed	6.16%	+0.03	0.00

Rates as of: 6/28

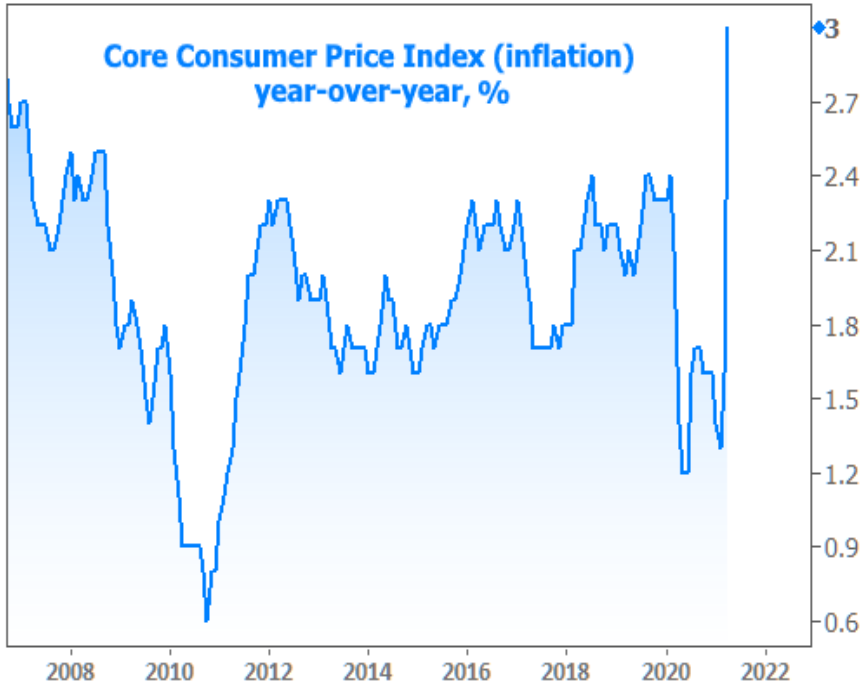
Market Data

	Price / Yield	Change
MBS UMBS 5.5	98.49	-0.45
MBS GNMA 5.5	99.10	-0.44
10 YR Treasury	4.3980	+0.1111
30 YR Treasury	4.5640	+0.1383

Pricing as of: 6/28 5:59PM EST

Recent Housing Data

		Value	Change
Mortgage Apps	Jun 12	208.5	+15.58%
Building Permits	Mar	1.46M	-3.95%
Housing Starts	Mar	1.32M	-13.15%
New Home Sales	Mar	693K	+4.68%
Pending Home Sales	Feb	75.6	+1.75%
Existing Home Sales	Feb	3.97M	-0.75%
Builder Confidence	Mar	51	+6.25%



What's so bad about inflation though? After all, hasn't the Fed said they want inflation to remain a bit higher relative to their typical target?

Yes, the Fed is actually **trying** to keep inflation higher than normal because they argue it will foster a stronger economic recovery for a wider slice of society. Regardless of one's opinion on that complicated topic, everyone agrees that "**too much**" inflation is a **bad** thing.

One of the most relevant negative impacts of high inflation on the mortgage/housing market is that it puts upward pressure on rates.

Here's a **quick explainer** as to why:

Mortgage rates are primarily determined by trading in the bond market. Investors who buy bonds earn returns by collecting payments over time based on terms agreed to upfront. Inflation robs those payments of future purchasing power (I'm giving you \$100/month for 30 years, but what if a pack of gum costs \$100 in 30 years?). As such, if investors expect higher inflation, they adjust by charging higher rates today.

That scenario played out immediately in the bond market on Wednesday with 10yr Treasury yields spiking **abruptly** in the wake of the inflation report.



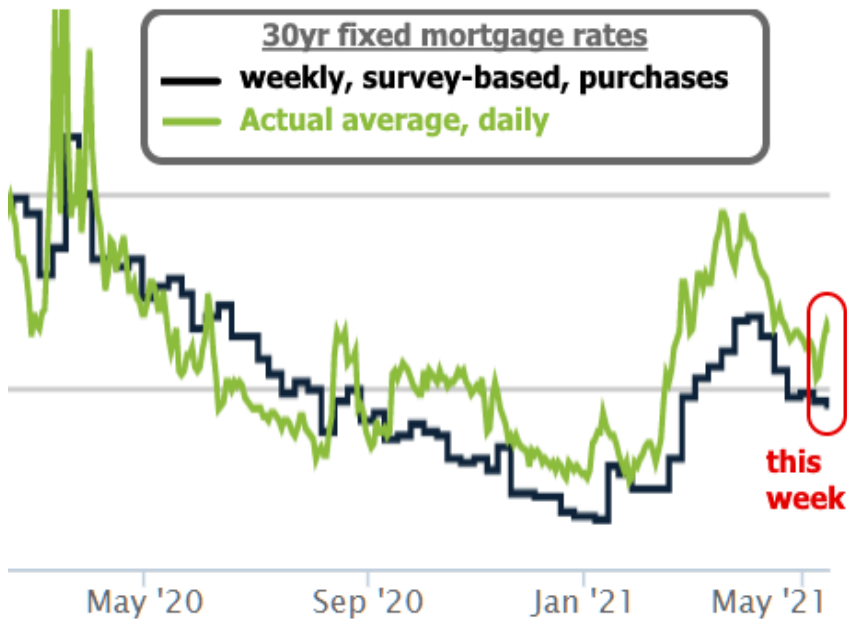
That looks fairly dramatic on the 5-day chart, but in the bigger picture, the bond market arguably took the inflation surprise in stride.



The 2nd half of the week was spent recovering back into the prevailing range with a weak Retail Sales report doing nothing to stand in the way. We'll stop short of giving the data credit for the rate recovery simply because this series remains exceptionally volatile. No one wants to read too much into another "rebound month" following last month's stimulus check effect.



Mortgage rates were logically **higher** on the week, even if multiple headlines suggested they were **lower**. Those headlines almost certainly cite Freddie Mac's weekly survey data. By the time the survey is released on Thursday, **it can be very stale** if rates experienced much volatility earlier in the week.



Next week brings a **slew of housing-related reports** with Builder Confidence leading off on Monday. Residential construction numbers follow on Tuesday and the important Existing Home Sales report will be released on Friday. Analysts expect the housing data to hold fairly steady with last month's levels.

Subscribe to my newsletter online at: <http://housingnewsletters.com/thefivestarteam>