



Michael Trahan

The Best Loan Officer, IAMTBLO, LLC
 NMLS 1648469 CO 100023839
 225 Union Blvd STE 150 Lakewood, Colorado 80228-_____

Office: 3038357113
 Mobile: 3038075220
 Fax: 3037439339
mike@iamtblo.com
[View My Website](#)

What This Week's Jobs Report Means For Rates

All eyes were on the big jobs report this week. Traders were anxious to see if it would be strong enough to accelerate the timeline for key policy changes that would greatly impact rates.

The bond market and indeed many homeowners remember 2013's **taper tantrum** all too well. For those who need a refresher, the taper tantrum occurred after the Fed began tapering the bond purchases that had been holding interest rates down. Rates shot up at one of the fastest paces in history.

With the Fed **still** buying **\$120 bln** per month in Treasuries and mortgage-backed bonds since the start of the pandemic, traders know there will eventually be **another reckoning**. Fed speakers have been clear in saying they'll provide ample warning this time around, but no one wants to be late to that party! So traders are perpetually dissecting all incoming economic data for early warning signs.

Among that data, the big jobs report (officially, the "employment situation" from the Bureau of Labor Statistics) reigns supreme. **No other report** is held in the same regard when it comes to its ability to guide policy and trading decisions.

As covid case counts drop and vaccinations increase, local economies are quickly moving back toward more normal levels of activity. Traders have been expecting that activity to start showing up in the data. but the turnaround hasn't been as noticeable when it comes to the big jobs report.

Case in point, this week's second most important report, the monthly index on activity in the services sector published by the Institute For Supply Management (ISM) just hit an all-time high. The higher it is, the faster the economy is growing.

National Average Mortgage Rates



	Rate	Change	Points
Mortgage News Daily			
30 Yr. Fixed	6.43%	+0.02	0.00
15 Yr. Fixed	5.95%	0.00	0.00
30 Yr. FHA	5.82%	+0.02	0.00
30 Yr. Jumbo	6.62%	0.00	0.00
5/1 ARM	6.28%	-0.01	0.00

Freddie Mac

30 Yr. Fixed	6.35%	-0.51	0.00
15 Yr. Fixed	5.51%	-0.65	0.00

Rates as of: 8/30

Recent Housing Data

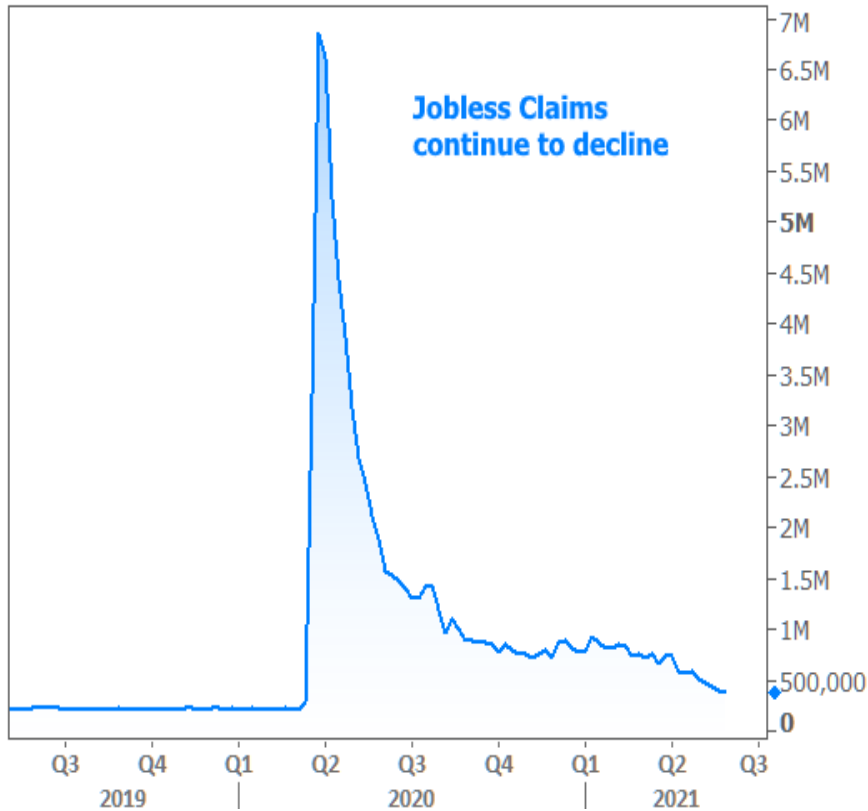
		Value	Change
Mortgage Apps	Aug 28	226.9	+0.49%
Building Permits	Mar	1.46M	-3.95%
Housing Starts	Mar	1.32M	-13.15%
New Home Sales	Mar	693K	+4.68%
Pending Home Sales	Feb	75.6	+1.75%
Existing Home Sales	Feb	3.97M	-0.75%
Builder Confidence	Mar	51	+6.25%



In addition, several of the week's other labor-related reports showed ongoing improvement. Of particular note was the longstanding, but still fairly obscure "Job Cut Report" from staffing agency Challenger, Gray, and Christmas. It hit its **lowest level in 2 decades** last month, and essentially maintained it in the most recent report.

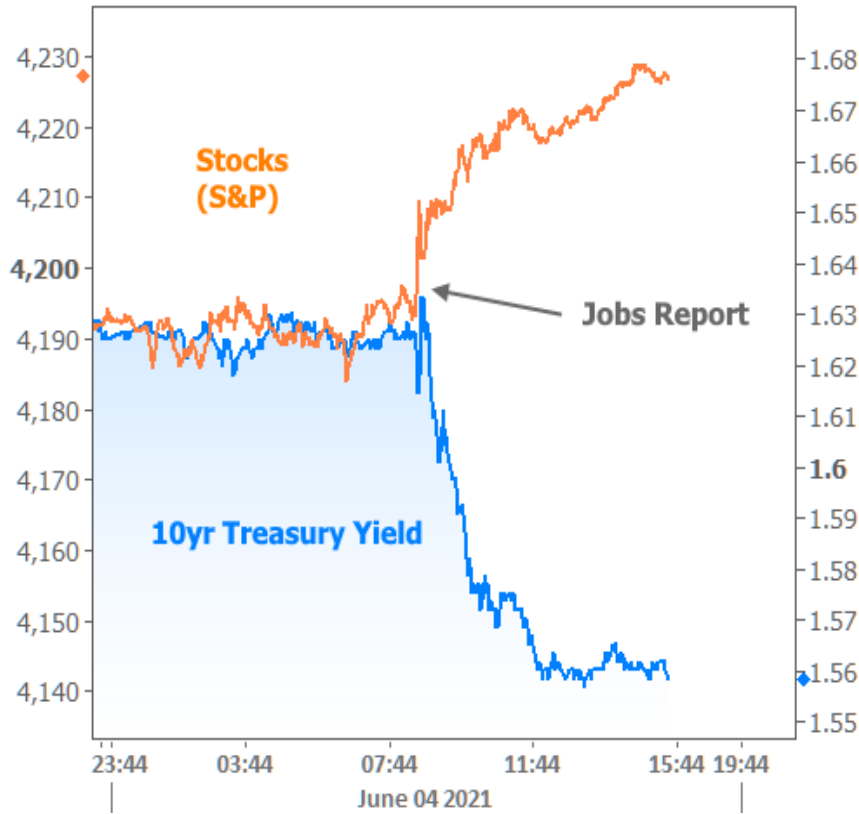


The weekly data tells the same story with Jobless Claims hitting another post-pandemic low.



In fact, even when we consider the headline from the big jobs report (**559k new jobs** created last month versus **only 278k** in the previous month), it seems like everyone is on the same page and that we should increasingly worry about the Fed. But the catch is that the market would have needed to see a number closer to 1 million in order to really freak out. As it stands, 559k didn't even hit the median forecast of 650k.

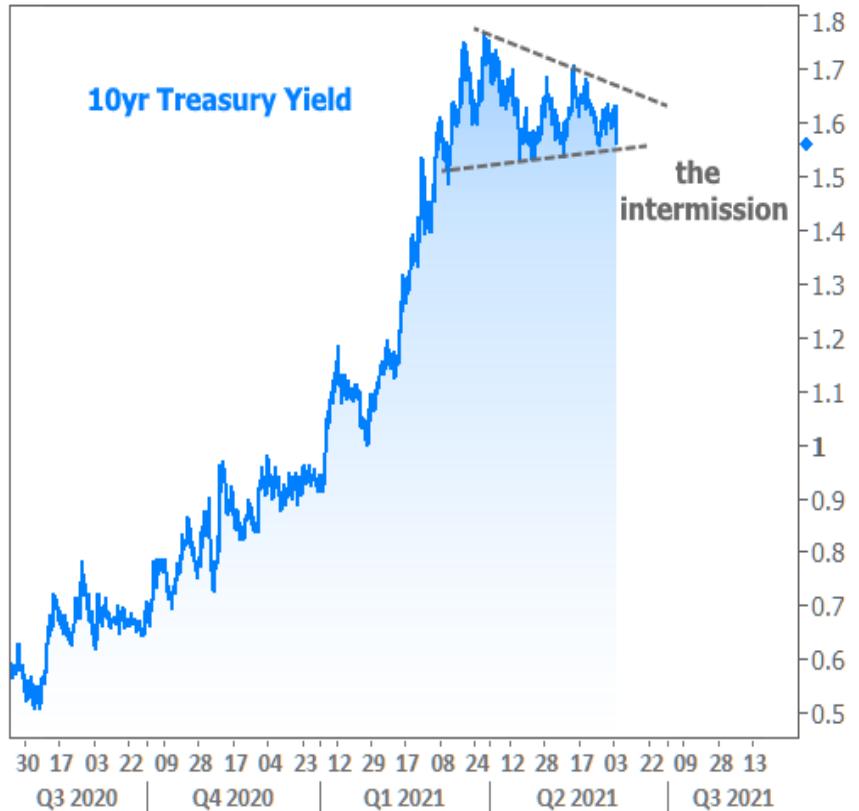
When we look at a minute-by-minute breakdown of the reaction to the jobs report, we can see **just how nervous** both sides of the market were. Stocks and bonds (aka "rates") improved almost instantly and rather significantly.



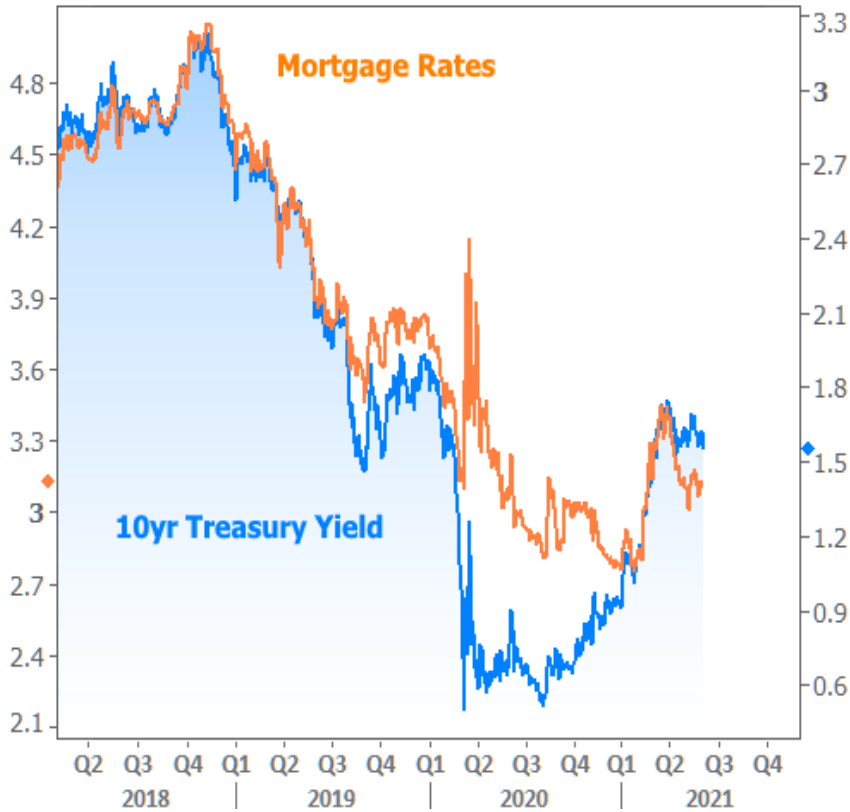
And when we zoom out a bit, we get the impression that this isn't the first time stocks and bonds have moved in this symmetrical pattern--improving together when expectations for Fed support improve and losing ground together when Fed support seems less certain.



We're using stocks in the charts above purely to illustrate a point about how the overall financial market reacts to Fed accommodation prospects. The bond market is what matters for rates, and the **big picture is fairly clear**: despite any short-term volatility, we remain in an "intermission" after rates moved higher at the beginning of the year.



Side note: mortgage rates haven't cut the same path as Treasuries, but that was an **exception** to a generally well-behaved rule. While we may still see small departures from that rule, the big disconnect from 2020 is now resolved. Translation: it's once again OK for mortgage rate watchers to pay attention to Treasury yield trends.



So what does this week's jobs report mean for rates? It means we get to do the same song and dance next month, if not sooner! The jobs report data was collected over 3 weeks ago and things are changing rapidly. Each new update on the labor market runs the risk of making Fed taper talk a reality. We can enjoy these short-term recoveries in rates, but barring a major economic stumble, the intermission is more likely to give way to another move higher.

Subscribe to my newsletter online at: <http://housingnewsletters.com/thebestloanofficer>

Recent Economic Data

Date	Event	Actual	Forecast	Prior
Tuesday, Jun 01				
10:00AM	May ISM Manufacturing PMI	61.2	60.9	60.7
10:00AM	Apr Construction spending (%)	0.2	0.5	0.2
Wednesday, Jun 02				
7:00AM	w/e MBA Purchase Index	261.4		269.8
7:00AM	w/e MBA Refi Index	3022.0		3168.8
Thursday, Jun 03				
7:30AM	May Challenger layoffs (k)	24.586		22.913
8:15AM	May ADP National Employment (k)	978	650	742
8:30AM	w/e Jobless Claims (k)	385	390	385

Event Importance:

No Stars = Insignificant

☆ Low

★ Moderate

★★ Important

★★★ Very Important

Date	Event	Actual	Forecast	Prior
10:00AM	May ISM N-Mfg PMI	64.0	63.0	62.7
Friday, Jun 04				
8:30AM	May Non-farm payrolls (k)	559	650	266
8:30AM	May Unemployment rate mm (%)	5.8	5.9	6.1
10:00AM	Apr Factory orders mm (%)	-0.6	-0.2	1.1
Tuesday, Jun 08				
8:30AM	Apr International trade mm \$ (bl)	-68.9	-69.0	-74.4
1:00PM	3-Yr Note Auction (bl)	58		
Wednesday, Jun 09				
7:00AM	w/e MBA Purchase Index	262.1		261.4
7:00AM	w/e MBA Refi Index	2869.2		3022.0
10:00AM	Apr Wholesale inventories mm (%)	0.8	0.8	0.8
Thursday, Jun 10				
8:30AM	May Core CPI (Annual) (%)	3.8	3.4	3.0
Friday, Jun 11				
10:00AM	Jun 1yr Inflation Outlook (%)	4.0		4.6
10:00AM	Jun 5yr Inflation Outlook (%)	2.8		3.0
10:00AM	Jun Consumer Sentiment	86.4	84.0	82.9
Monday, Jul 12				
1:00PM	10-yr Note Auction (bl)	38		
Tuesday, Jul 13				
1:00PM	30-Yr Bond Auction (bl)	24		

Professional Mortgage Lending

With over two decades of experience in the mortgage business and a background that sets me apart from many lenders, I bring an unprecedented level of expertise to each client. Through knowledge of current lending markets, and access to innovative products for buyers with unique backgrounds my clients can expect justifiable results quickly and easily. More than simply understanding numbers though; tech-savvy communication ensures quick returns on questions while always keeping their best interests at heart is what truly makes me stand out.

Finding the right professionals to make life's big decisions can be daunting. A great doctor and lawyer, a savvy financial advisor, and a spiritual leader – these are all important considerations. But don't forget your mortgage situation! It pays to have an experienced professional helping you navigate one of life's largest investments in order for it to pay off down the road. Let me offer that expert guidance through my trusted services - I'd love to help make this process as straightforward as possible so you get exactly what you need out of home ownership.

Michael Trahan

