



## Roland Wilcox

Owner, Sierra Capital Mortgage Company  
 NMLS License #245214  
 1055 E. Colorado Blvd. Suite 500 Pasadena, CA

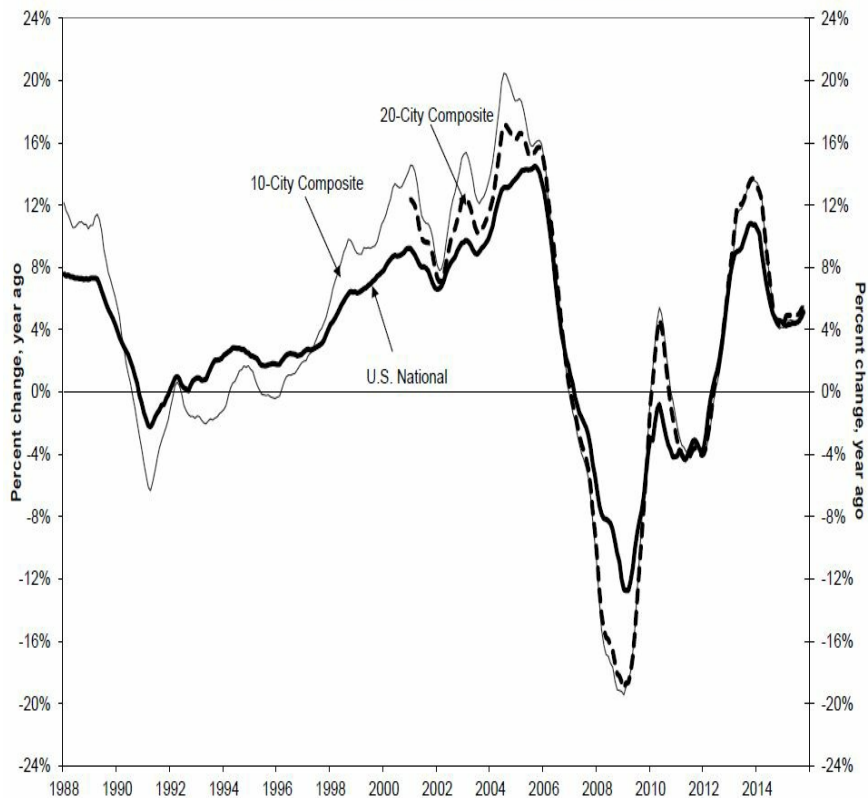
Office: (626) 449-8545  
 Fax: (888) 965-8240  
[roland@sierracap.net](mailto:roland@sierracap.net)  
[View My Website](#)

## Runaway Mortgage Rates Shouldn't Concern Homebuyers

Home prices continue to confound predictions of decelerating gains. The S&P/Case-Shiller National Home Price Index **gained 5.2 percent** over the 12 months period ended in October - up from the 4.9 percent gain reported for year-over-year for September. The Index, which covers all nine U.S. census divisions, was up 0.1 percent from September to October this year.

Case-Shiller's 10-City Composite Index increased on a year-over-year basis by 5.2 percent compared to a 12-month gain in September of 4.9 percent. The 20-City also accelerated from the previous month with an annual gain of 5.5 percent versus 5.4 percent in September.

### S&P/Case-Shiller Home Price Indices



Source: S&P Dow Jones Indices & CoreLogic

## National Average Mortgage Rates



	Rate	Change	Points
--	------	--------	--------

### Mortgage News Daily

30 Yr. Fixed	6.87%	-0.02	0.00
15 Yr. Fixed	6.32%	-0.01	0.00
30 Yr. FHA	6.33%	0.00	0.00
30 Yr. Jumbo	7.05%	0.00	0.00
5/1 ARM	6.59%	+0.01	0.00

### Freddie Mac

30 Yr. Fixed	6.77%	-0.09	0.00
15 Yr. Fixed	6.05%	-0.11	0.00

### Mortgage Bankers Assoc.

30 Yr. Fixed	7.00%	-0.03	0.60
15 Yr. Fixed	6.63%	+0.07	0.61
30 Yr. FHA	6.87%	-0.03	0.92
30 Yr. Jumbo	7.13%	+0.02	0.38
5/1 ARM	6.22%	-0.16	0.60

Rates as of: 7/23

## Recent Housing Data

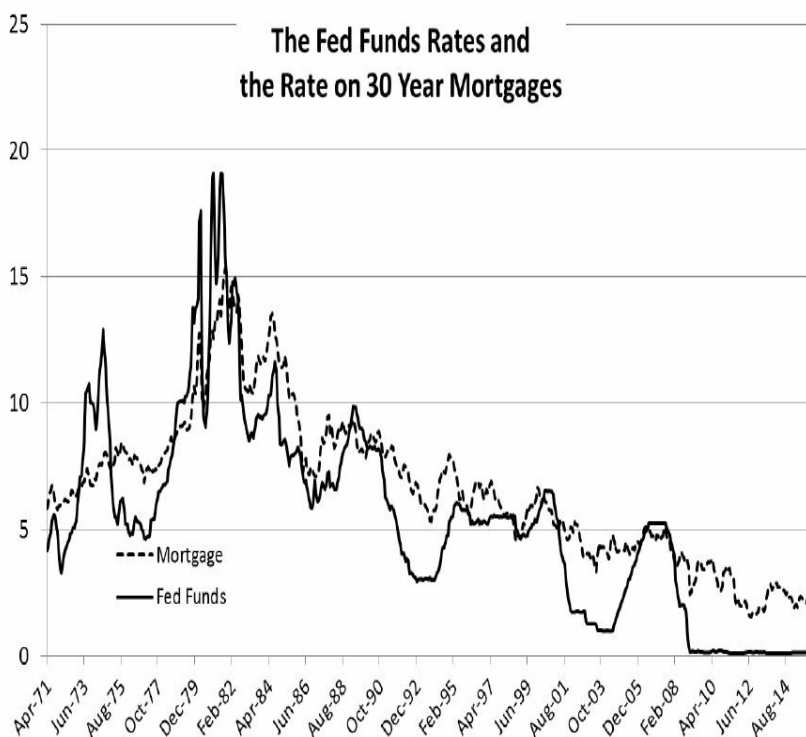
		Value	Change
Mortgage Apps	Jul 10	206.1	-0.19%
Building Permits	Mar	1.46M	-3.95%
Housing Starts	Mar	1.32M	-13.15%
New Home Sales	Mar	693K	+4.68%
Pending Home Sales	Feb	75.6	+1.75%
Existing Home Sales	Feb	3.97M	-0.75%

**Twelve of the 20** cities covered by Case-Shiller had greater annual price gains in October than in September. San Francisco, Denver, and Portland (Oregon) continue to report the highest gains and again those gains were in double digits - 10.9 percent for all three. Phoenix has the longest streak, its 5.7 percent increase in October was the 11th consecutive gain.

The National Index posted a gain of 0.1 percent from September to October on a **non-seasonally adjusted** basis and was up 0.9 percent adjusted. The 10-City was unchanged and the 20-City ticked up 0.1 percent unadjusted. Both city composites increased 0.8 percent adjusted. All 20 cities reported gains after seasonal adjustment but only half did so before it.

David M. Blitzer, Managing Director and Chair of the Index Committee said "Generally good economic conditions continue to support gains in home prices. Among the positive factors are consumers' expectations of low inflation and further economic growth as well as recent increases in residential construction including single family housing starts. Inventories of existing homes have averaged around a **five month supply** for the past year, a level that suggests a fairly tight market with limited supplies. Sales of new single family homes, despite recent increases in construction, remain mixed to soft compared to the trend in existing home sales.

"The recent action by the Federal Reserve raising the Fed funds target rate by 25bp and spreading expectations of further increases during 2016 are leading some to wonder if mortgage **interest rates might rise**" Blitzer said. "Typically, increases in short term interest rates lead to smaller increases in long term interest rates. The chart below shows the average rate on 30-year fixed rate mortgages and the Fed funds rate. From May 2004 to July 2007, the Fed funds rate moved up from 1.0 percent to 5.25 percent; over the same period, the mortgage rate rose from about 6 percent to 6.75 percent during a sustained tightening effort by the Federal Reserve. The latest economic projections published by the Fed following the recent rate increase suggest that the Fed funds rate will be around 2.6 percent in September 2017 compared to a current rate of about 0.5 percent. These data suggest that potential home buyers need not fear runaway mortgage interest rates."

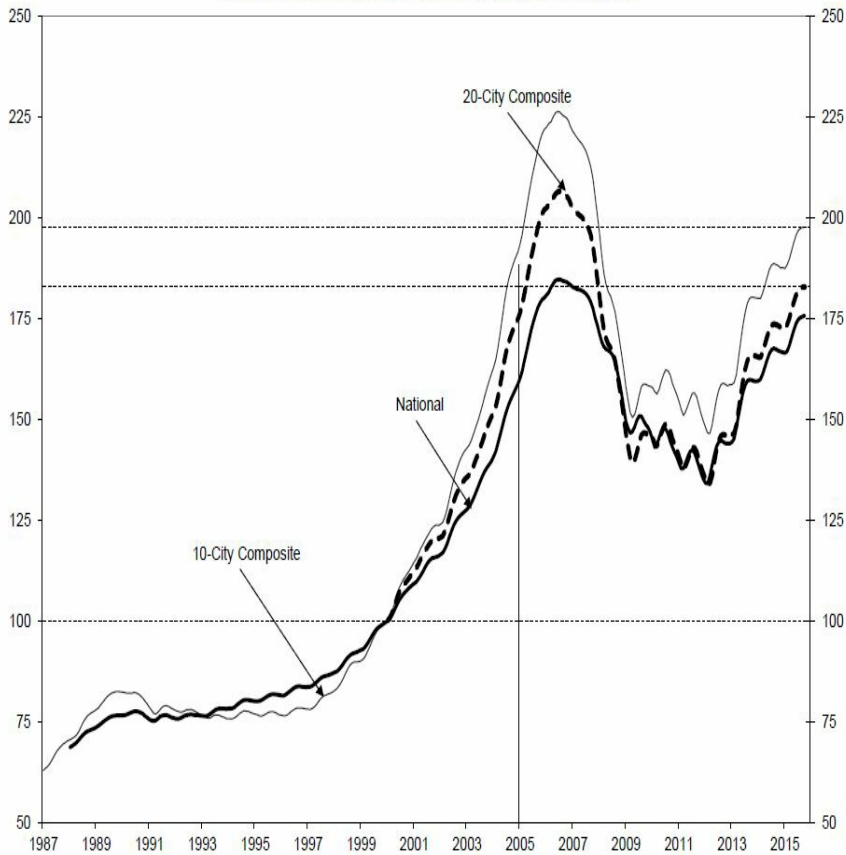


Source: Board of Governors, Federal Reserve System release H.15

# Housing News Update

As of October the average home prices of cities in the two composite indices are back to levels in the **winter of 2007**. Measured from the June/July 2006 peaks the composites are down by approximately 11 to 13 percent. Since hitting their post-crash lows in March 2012 the 10-City has recovered by 34.9 percent and the 20-City by 36.4 percent.

### S&P/Case-Shiller Home Price Indices



The S&P/Case-Shiller Home Price Indices are constructed to accurately track the price path of typical single-family home pairs for thousands of individual houses from the available universe of arms-length sales data. The S&P/Case-Shiller National U.S. Home Price Index tracks the value of single-family housing within the United States. The indices have a base value of 100 in January 2000; thus, for example, a current index value of 150 translates to a 50% appreciation rate since January 2000 for a typical home located within the subject market.

The 10-City Composite currently has an index level of 197.62 and the 20-City a value of 182.83. The National Index is at 175.65. Detroit is the city with the lowest index at 103.39 and Los Angeles has the highest at 238.96.

## Expert advice, exceptional customer service

I am a seasoned Mortgage Broker with over 20 years of experience and a proven track record of closing loans in a timely manner. My goal is to provide clients throughout California with the best possible financing solutions by leveraging my experience and extensive network of lending partners. My professional background includes managerial positions at EarthLink and Mattel.

Previously I was a professional musician in Los Angeles having worked on numerous studio sessions and with Doc Severinsen and The Tonight Show Band. I have an MBA from the University of Southern California and a Bachelor's Degree from the Eastman School of Music in Rochester, NY.

**Roland Wilcox**

