



## Roland Wilcox

Owner, Sierra Capital Mortgage Company  
 NMLS License #245214  
 1055 E. Colorado Blvd. Suite 500 Pasadena, CA

Office: (626) 449-8545  
 Fax: (888) 965-8240  
[roland@sierracap.net](mailto:roland@sierracap.net)  
[View My Website](#)

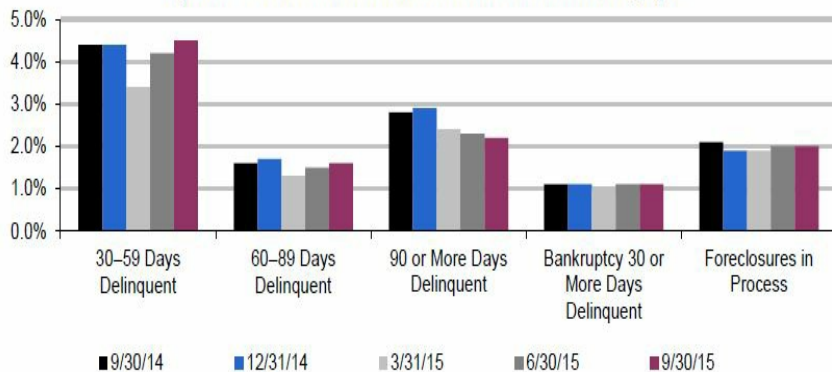
## Loan Performance up, Non-Prime Delinquencies Remain Elevated

The Office of Comptroller of the Currency (OCC) reported on Monday that mortgage performance continued to improve during the third quarter. Both rates of delinquency declined as did foreclosure activity. Delinquency, however, varied considerably among loan types. The *OCC Mortgage Metrics Report* covers a portfolio of 21.8 million loans with \$3.7 trillion in unpaid balances - **42 percent of all first mortgages** outstanding in the U.S. Seven-seven percent of the loans are considered prime mortgages with 10 percent or less each of Alt-A, sub-prime, and "other" products.

At the end of the third quarter 93.9 percent of all mortgages held in the portfolios of reporting banks were **current and performing**, up from 93.0 percent in the second quarter. Mortgages that were 30 to 59 days past due made up 2.3 percent of the portfolio while seriously delinquent loans - those 60 days or more past due or held by bankrupt borrowers whose payments are 30 days or more past due in bankruptcy - accounted for 2.6 percent, down 16.1 percent from the third quarter of 2014 and a slight improvement from the second quarter of this year.

There was **significant variation** between the performance of Freddie Mac and Fannie Mae (the GSEs) owned/guaranteed mortgages and those that are government guaranteed. Early stage delinquencies for the GSE mortgages were running slightly above 1 percent while loans that are government guaranteed have an early delinquency rate above 4 percent. This pattern holds throughout the various states of non-performance.

Figure 4. Performance of Government-Guaranteed Mortgages



## National Average Mortgage Rates



	Rate	Change	Points
<b>Mortgage News Daily</b>			
30 Yr. Fixed	6.87%	-0.02	0.00
15 Yr. Fixed	6.32%	-0.01	0.00
30 Yr. FHA	6.33%	0.00	0.00
30 Yr. Jumbo	7.05%	0.00	0.00
5/1 ARM	6.59%	+0.01	0.00
<b>Freddie Mac</b>			
30 Yr. Fixed	6.77%	-0.09	0.00
15 Yr. Fixed	6.05%	-0.11	0.00
<b>Mortgage Bankers Assoc.</b>			
30 Yr. Fixed	7.00%	-0.03	0.60
15 Yr. Fixed	6.63%	+0.07	0.61
30 Yr. FHA	6.87%	-0.03	0.92
30 Yr. Jumbo	7.13%	+0.02	0.38
5/1 ARM	6.22%	-0.16	0.60

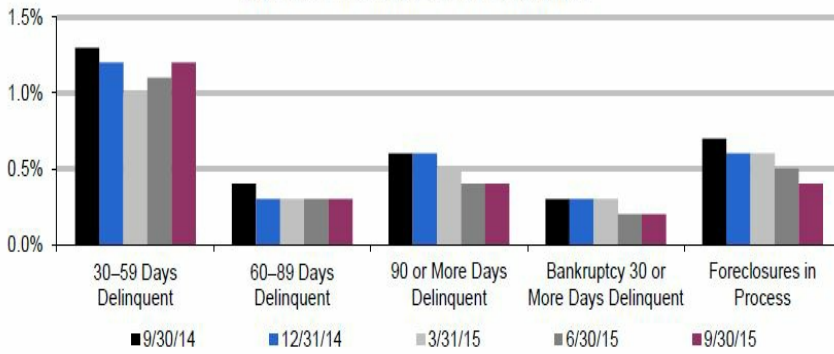
Rates as of: 7/23

## Recent Housing Data

		Value	Change
Mortgage Apps	Jul 10	206.1	-0.19%
Building Permits	Mar	1.46M	-3.95%
Housing Starts	Mar	1.32M	-13.15%
New Home Sales	Mar	693K	+4.68%
Pending Home Sales	Feb	75.6	+1.75%
Existing Home Sales	Feb	3.97M	-0.75%

		Value	Change
Builder Confidence	Mar	51	+6.25%

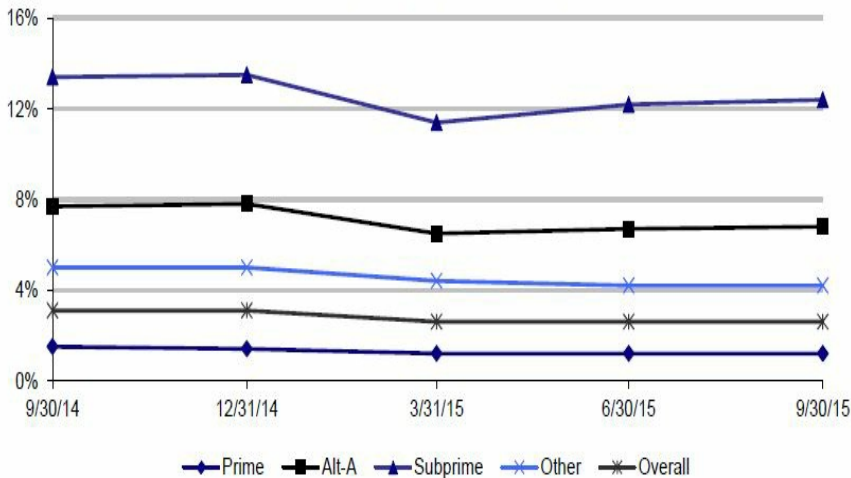
Figure 5. Performance of GSE Mortgages



Levels of delinquency among prime and "other" loans have changed little in recent quarters, with prime loans running a 1.2 percent rate in the third quarter compared to 1.5 percent a year earlier. "Other" loans are currently at 4.2 percent, down from 5.0 percent. Despite the small change in the rates of delinquency these numbers represent a **19.9 percent decrease** for prime loans and 15.7 percent for other loans.

**Delinquencies** among Alt-A and subprime loans remain elevated and are not declining as rapidly as the first two categories of loans. Subprime loans have a current rate of 12.4 percent, down 7.5 percent from a year earlier while Alt-A loan delinquencies have decreased year-over-year by 11.2 percent to a rate of 6.8 percent.

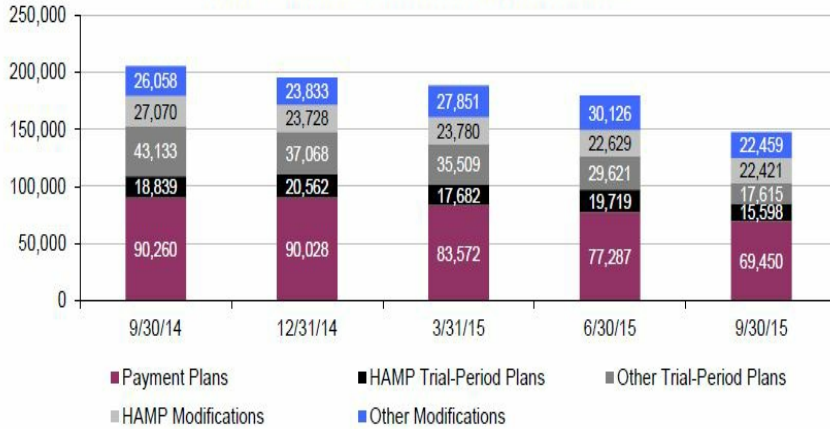
Figure 6. Seriously Delinquent Mortgages, by Risk Category  
Percentage of Mortgages in Each Category



In the area of foreclosure activity, reporting servicers initiated 64,156 new foreclosures during the third quarter, down from 82,668 a year earlier. The number of mortgages in the process of foreclosure at the end of the third quarter of 2015 was 269,751, a decrease of 23.8 percent from a year earlier. The percentage of mortgages within this portfolio that were **in the process of foreclosure** at the end of the third quarter of 2015 was 1.2 percent.

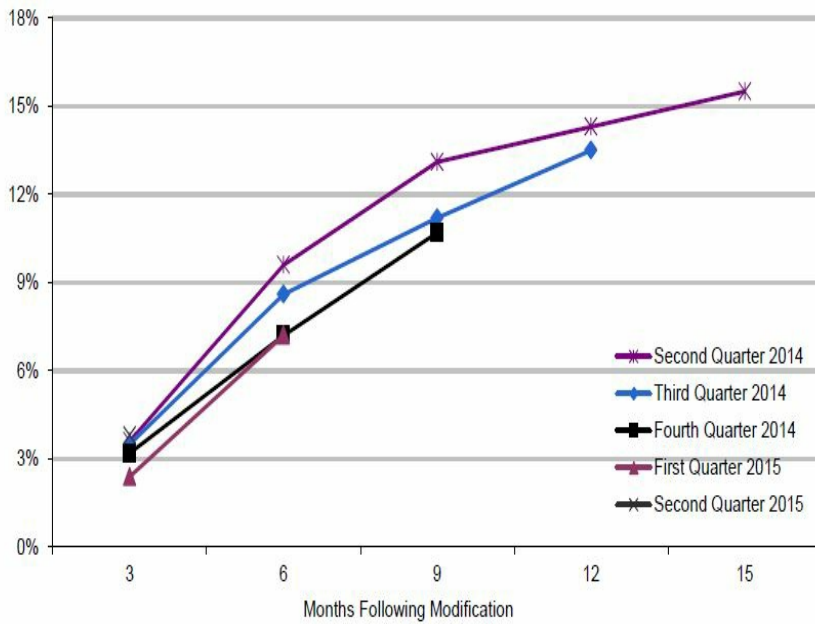
While the need for loss mitigation has declined as mortgage performance improved OCC reports there is still substantial activity on that front. Servicers implemented 147,543 home retention actions during the quarter-including modifications, trial-period plans, and shorter-term payment plans. Nearly **88 percent** of modifications made during the third quarter of 2015 reduced monthly principal and interest payments and those reductions averaged \$243 per month.

**Figure 8. Number of New Home Retention Actions**



All told there were a total of 3.8 million modifications implemented by servicers between January 1, 2008, and June 30, 2015 and nearly 51 percent of these modifications remained active at the writing of this report. The others had exited the portfolio through payment in full, involuntary liquidation, or transfer to a non-reporting servicer. Of the **1,922,661 active modifications** at the end of the third quarter of 2015 71.2 percent were current and performing, 23.6 percent were delinquent, and 5.2 percent were in the process of foreclosure.

Figure 13. Modified Loans 90 or More Days Delinquent



\*Data for the second quarter of 2015 are represented by a single point (3.8 percent).

## Expert advice, exceptional customer service

I am a seasoned Mortgage Broker with over 20 years of experience and a proven track record of closing loans in a timely manner. My goal is to provide clients throughout California with the best possible financing solutions by leveraging my experience and extensive network of lending partners. My professional background includes managerial positions at EarthLink and Mattel.

Previously I was a professional musician in Los Angeles having worked on numerous studio sessions and with Doc Severinsen and The Tonight Show Band. I have an MBA from the University of Southern California and a Bachelor's Degree from the Eastman School of Music in Rochester, NY.

**Roland Wilcox** 