

Roland Wilcox
Owner, Sierra Capital Mortgage Company
NMLS License #245214
1055 E. Colorado Blvd. Suite 500 Pasadena, CA

Office: (626) 449-8545
roland@sierracap.net
View My Website

Mortgage Rates Back in The 5's. Here's Why

This week's potential volatility was supposed to be all about the big jobs report, but an unexpected headline completely stole the show.

On Thursday afternoon, Trump announced he would be directing his representatives to buy $200bln in mortgage-backed securities (MBS). These are the bonds that directly impact mortgage rates and such a level of buying would easily push rates lower.

The initial news prompted immediate questions and some incredulity. But no matter what one's personal opinions may be regarding bold announcements from the President, this one is absolutely serious and the market has already confirmed that.

How do we know?

The easiest and most conclusive way to know is to avoid any deep thinking and simply know that the MBS market reacted immediately and forcefully. In other words, traders have already done the mental heavy lifting for you. They wouldn't have been moving billions of dollars of MBS at a time of day typically reserved for wrapping things up and heading home.

In other words, the chart of MBS price/volume doesn't lie. This particular chart also includes the relative movement in Treasuries to emphasize the MBS-specific nature of the move:

National Average Mortgage Rates

Mortgage News Daily	Rate	Change	Points
30YR Fixed	7.29%	-0.06	0.00
15YR Fixed	6.95%	-0.05	0.00
30YR FHA	6.91%	-0.08	0.00
30YR Jumbo	7.55%	-0.05	0.00
7/6 SOFR	6.88%	+0.02	0.00
30YR VA	6.92%	-0.08	0.00

Rates as of: 10/29

MBS and Treasury

	Price / Yield	Change
MBS UMBS 6.0	99.59	0.00
10 YR Treasury	4.9989	-0.0176
30 YR Treasury	5.3361	-0.0092

Pricing as of: 10/29 11:55AM EST

Recent Housing Data

		Value	Change
Mortgage Apps	Oct 14	188.6	-5.32%
Building Permits	Sep	1.4M	+0.43%
Housing Starts	Sep	1.22M	-4.24%
New Home Sales	Aug	684K	+12.69%
Pending Home Sales	Aug	71.2	0%
Existing Home Sales	Oct	3.99M	+0.25%
Builder Confidence	Oct	29	-9.38%

© 2026 MBS Live, LLC. - This newsletter is a service of MarketNewsletters.com.

The interest rates provided in this newsletter are national averages from independent data sources. Rate/APR terms may differ from those listed above based on the creditworthiness of the borrower. All information provided "as is" for informational purposes only, not intended for trading purposes or financial advice.

Read or subscribe to my newsletter online at: http://housingnewsletters.com/sierracapital

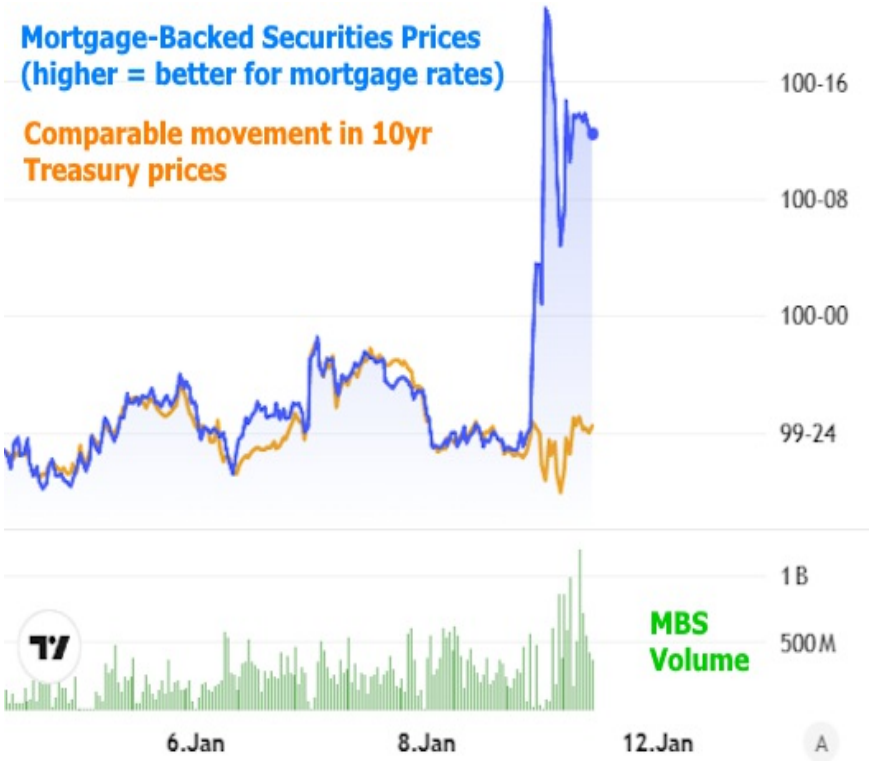

Those who want to dig a bit deeper can do just a little bit of math. In his announcement, Trump offered the dollar amount of "$200bln." Incidentally, as of the most recent monthly filings, the GSEs (Fannie and Freddie, the only entities to which Trump could have been referring) have $202.9bln of room on their balance sheets before hitting their current regulatory cap. In other words, $200bln is a carefully chosen number and not some random, off-the-cuff remark.

Perhaps more importantly, Bill Pulte, the director of the FHFA (which oversees Fannie and Freddie), has already confirmed this is the game plan.

Does the president have the authority to do this?

In a word, yes. Under the existing regulatory and conservatorship authority, FHFA can direct the GSEs to buy MBS up to the caps set forth in the PSPAs (the legal documents that govern the conservatorship). In fact, this has already been happening over the past 7 months as GSEs ramped up MBS holdings significantly (roughly $50bln).

Do the GSEs have the money for this? Where would it come from?

Recent filings show the GSEs have nearly $200bln in cash equivalents (actual cash + short-term liquid securities). The money does not come from Treasury or the Fed, etc. In addition, the GSEs are the largest non-sovereign issuer of corporate debt, and they can borrow at rates that would allow them to cash flow new MBS purchases. So the only real limitation is the aforementioned regulatory cap of $202.9bln.

How big a deal is $200bln?

This depends on a few factors, but the reaction in the MBS market is enough to tell you that it matters. Also consider that we can assess the impact of that $50bln of additional purchases over the past 7 months and see what it's done to spreads between mortgage rates and Treasuries.

© 2026 MBS Live, LLC. - This newsletter is a service of MarketNewsletters.com.

The interest rates provided in this newsletter are national averages from independent data sources. Rate/APR terms may differ from those listed above based on the creditworthiness of the borrower. All information provided "as is" for informational purposes only, not intended for trading purposes or financial advice.

Read or subscribe to my newsletter online at: http://housingnewsletters.com/sierracapital

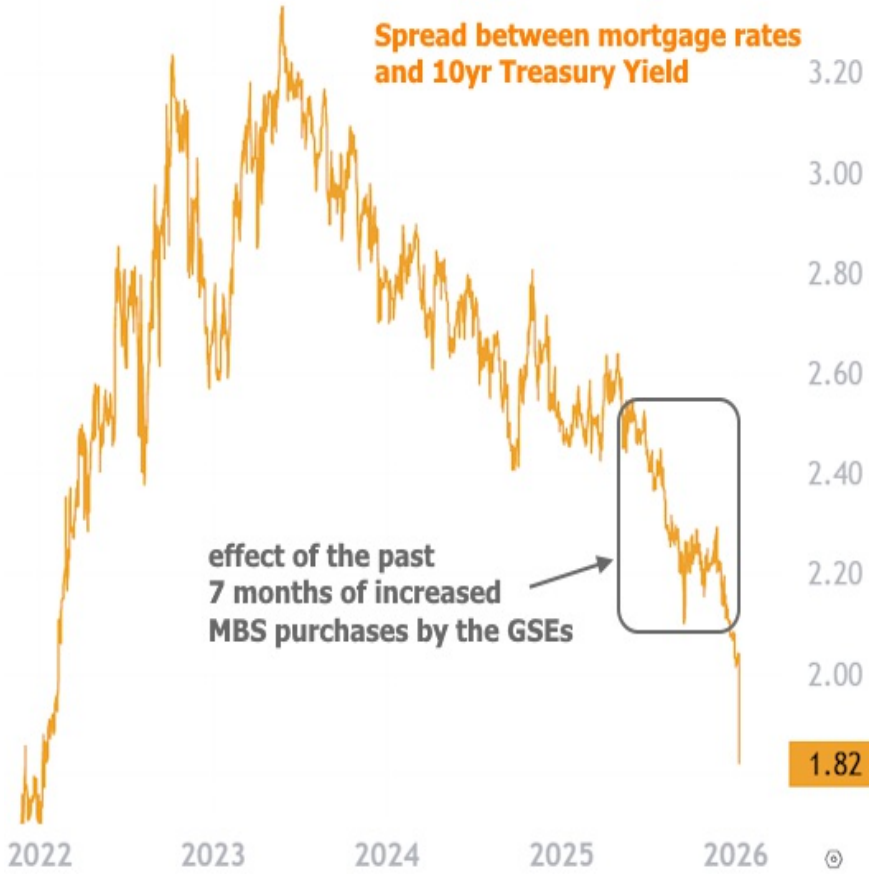

Conventional wisdom will have most people comparing mortgage rates to 10yr Treasuries, but that's not the right way to assess spreads these days. 5yr Treasuries are currently a better benchmark and will provide a more realistic idea of what that $50bln in MBS buying did for spreads. Granted, there are some other factors at work that can account for the tightening of mortgage rates to 5yr yields, but during the time that MBS purchases were ramping up, that spread tightened by about half a percent (50bps).

© 2026 MBS Live, LLC. - This newsletter is a service of MarketNewsletters.com.

The interest rates provided in this newsletter are national averages from independent data sources. Rate/APR terms may differ from those listed above based on the creditworthiness of the borrower. All information provided "as is" for informational purposes only, not intended for trading purposes or financial advice.

Read or subscribe to my newsletter online at: http://housingnewsletters.com/sierracapital

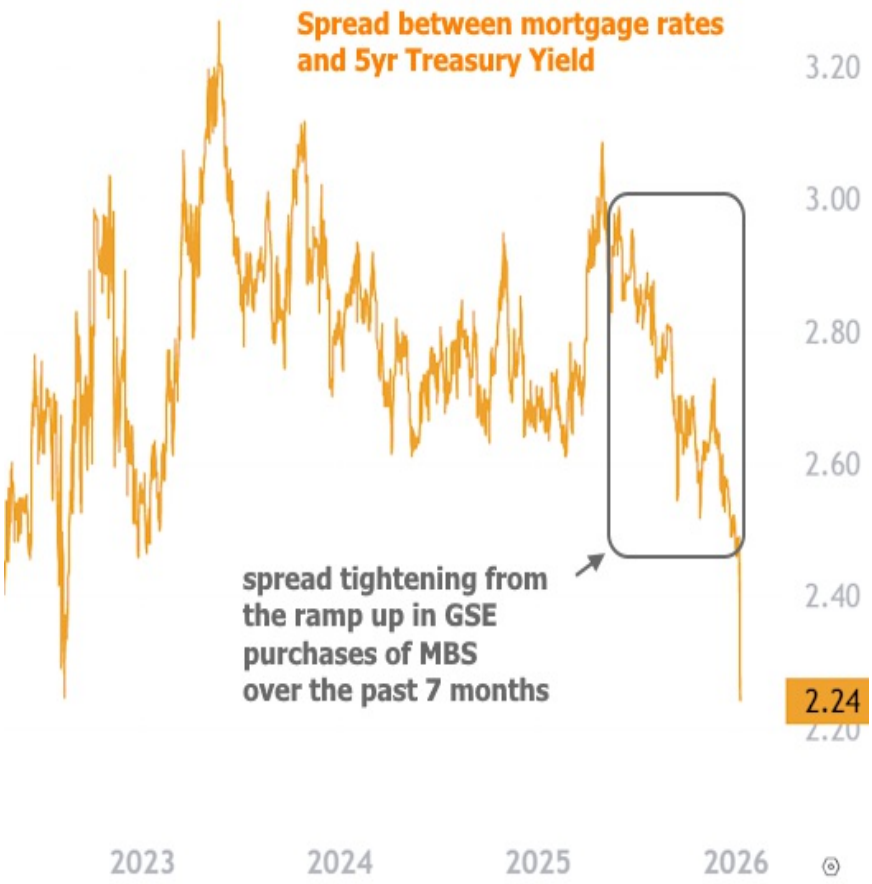

There are diminishing returns to additional MBS purchases as this spread continues to compress. If the last $50bln accounted for about 0.30% of spread tightening (0.50% actual - 0.20% likely due to other factors), we won't simply multiply that by 4 and assume another 1.2% drop. But it will be a meaningful impact. In fact, today's rate drop alone was just over 0.20%.

This took the average top tier 30yr fixed rate to the lowest level since February 2, 2023, matching the lowest level in more than 3 years.

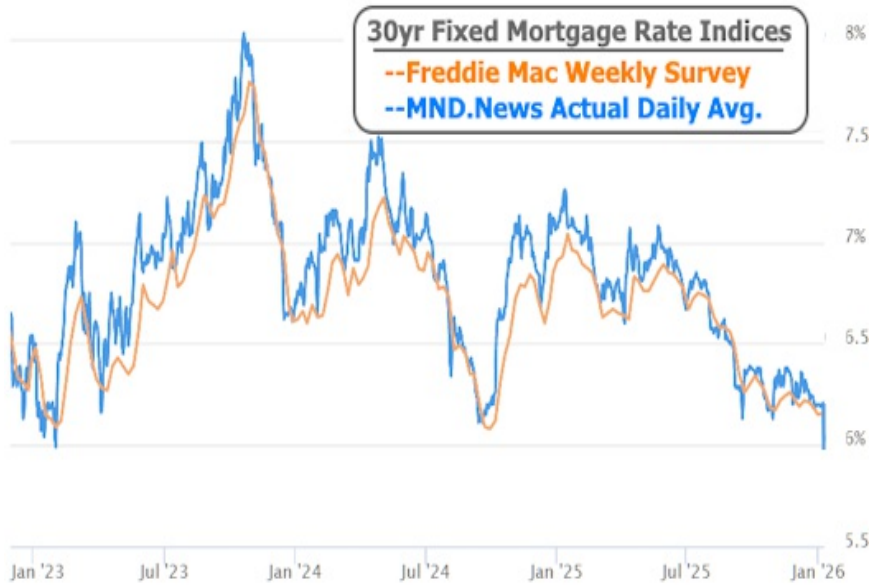

© 2026 MBS Live, LLC. - This newsletter is a service of MarketNewsletters.com.

The interest rates provided in this newsletter are national averages from independent data sources. Rate/APR terms may differ from those listed above based on the creditworthiness of the borrower. All information provided "as is" for informational purposes only, not intended for trading purposes or financial advice.

Read or subscribe to my newsletter online at: http://housingnewsletters.com/sierracapital

Ultimately, the impact over time will depend on the details of how the purchases are conducted. We know the MBS market is definitely already reacting, but that reaction will continue to be volatile and unpredictable as traders rush to price in the unknown impacts of unknown implementation details.

What's the bottom line for now?

This is not Fed-style QE. It's not an ongoing commitment to steadily buy MBS until further notice. That said, it's definitely **something** and it definitely suggests rates will be left in a better position than before. Exactly how good remains to be seen. Expect volatility.

Subscribe to my newsletter online at: http://housingnewsletters.com/sierracapital

Recent Economic Data

Date	Event	Actual	Forecast	Prior
Monday, Jan 05				
10:00AM	Dec ISM Manufacturing PMI	47.9	48.3	48.2
Wednesday, Jan 07				
7:00AM	Dec/26 MBA Purchase Index	169.8		169.9
7:00AM	Dec/26 MBA Refi Index	872.1		1084.3
8:15AM	Dec ADP jobs (k)	41K	47K	-32K
10:00AM	Dec ISM N-Mfg PMI	54.4	52.3	52.6
10:00AM	Nov USA JOLTS Job Openings (ml)	7.146M	7.60M	7.670M
Thursday, Jan 08				
8:30AM	Jan/03 Jobless Claims (k)	208K	210K	199K
Friday, Jan 09				
8:30AM	Dec Non Farm Payrolls (k)	50K	60K	64K
8:30AM	Dec Unemployment rate mm (%)	4.4%	4.5%	4.6%
10:00AM	Jan Consumer Sentiment (ip)	54.0	53.5	52.9
Tuesday, Jan 13				
8:30AM	Dec y/y CORE CPI (%)	2.6%	2.7%	2.6%
8:30AM	Dec m/m CORE CPI (%)	0.2%	0.3%	
Wednesday, Jan 14				
10:00AM	Dec Existing home sales (ml)	4.35M	4.21M	4.13M
Thursday, Jan 15				
8:30AM	Jan/10 Jobless Claims (k)	198K	215K	208K
Friday, Jan 16				
9:15AM	Dec Industrial Production (%)	0.4%	0.1%	0.2%
10:00AM	Jan NAHB housing market indx	37	40	39
Tuesday, Feb 10				
8:30AM	Dec Retail Sales (%)	0%	0.4%	0.6%

Event Importance:

No Stars = Insignificant
☆ Low
★ Moderate
★★ Important
★★ Very Important

© 2026 MBS Live, LLC. - This newsletter is a service of MarketNewsletters.com.

The interest rates provided in this newsletter are national averages from independent data sources. Rate/APR terms may differ from those listed above based on the creditworthiness of the borrower. All information provided "as is" for informational purposes only, not intended for trading purposes or financial advice.

Read or subscribe to my newsletter online at: http://housingnewsletters.com/sierracapital

Experienced Mortgage Guidance. Personal Service. Reliable Closings.

With over 20 years of experience I help homebuyers and homeowners throughout California find mortgage solutions tailored to their needs. As co-owner of Sierra Capital Mortgage I work directly with clients and Realtors providing personalized guidance, clear communication, and dependable service from preapproval through closing.
Whether handling a straightforward purchase or a complex financing situation my priority is making the mortgage process as smooth and successful as possible while building lasting relationships.
I hold an MBA from USC and previously held management positions at EarthLink and Mattel. Before entering the mortgage industry I was a professional musician in Los Angeles.

Roland Wilcox

© 2026 MBS Live, LLC. - This newsletter is a service of MarketNewsletters.com.

The interest rates provided in this newsletter are national averages from independent data sources. Rate/APR terms may differ from those listed above based on the creditworthiness of the borrower. All information provided "as is" for informational purposes only, not intended for trading purposes or financial advice.

Read or subscribe to my newsletter online at: http://housingnewsletters.com/sierracapital