



Roland Wilcox

Owner, Sierra Capital Mortgage Company
 NMLS License #245214
 1055 E. Colorado Blvd. Suite 500 Pasadena, CA

Office: (626) 449-8545
 Fax: (888) 965-8240
roland@sierracap.net
[View My Website](#)

Housing Market Catching a Much-Needed Break

Whether or not the housing market actually **needed to catch a break** is definitely a matter of perspective. After all, we can't be too upset about persistently decent housing data and mortgage rates in the high 3's.

Still, the past few weeks have been **disconcerting** relative to first 2 months of the year. In addition to the sharp increase in mortgage rates, some of the housing data had been less than stellar. Most notably, New Home Sales slipped into negative territory and Pending Home Sales fell to 17-month lows, both in terms of year-over-year change.

This week, then, offered a **counterpoint** in terms of both **data and rates**. The highlight was Wednesday's Fed Announcement, which showed that the Fed members were cognizant of market developments in the 1st quarter and had adjusted their rate hike outlook accordingly.

Whereas the Fed was expected to hike rates roughly 4 times in 2016 based on the last set of economic projections (also referred to as "the dots," due to the dot chart included in the press release), this time around, the consensus was for only 2 hikes. The **expected Fed Funds rate fell by 0.5 percent** for the end of both 2016 and 2017.

(Read More: [The difference between the past 2 Fed Announcements](#))

Financial markets **love** easier monetary policy from major central banks. Stocks and bonds both improved following the announcement. There's **still some risk** that longer-term rates like mortgages and the highly-correlated 10yr Treasury yield won't be able to maintain this week's recovery, but at least they now have a fighting chance. In considering that fight, we can keep an eye on the inflection points outlined in the chart below.

National Average Mortgage Rates



	Rate	Change	Points
Mortgage News Daily			
30 Yr. Fixed	6.87%	-0.02	0.00
15 Yr. Fixed	6.32%	-0.01	0.00
30 Yr. FHA	6.33%	0.00	0.00
30 Yr. Jumbo	7.05%	0.00	0.00
5/1 ARM	6.59%	+0.01	0.00

Freddie Mac

30 Yr. Fixed	6.77%	-0.09	0.00
15 Yr. Fixed	6.05%	-0.11	0.00

Rates as of: 7/23

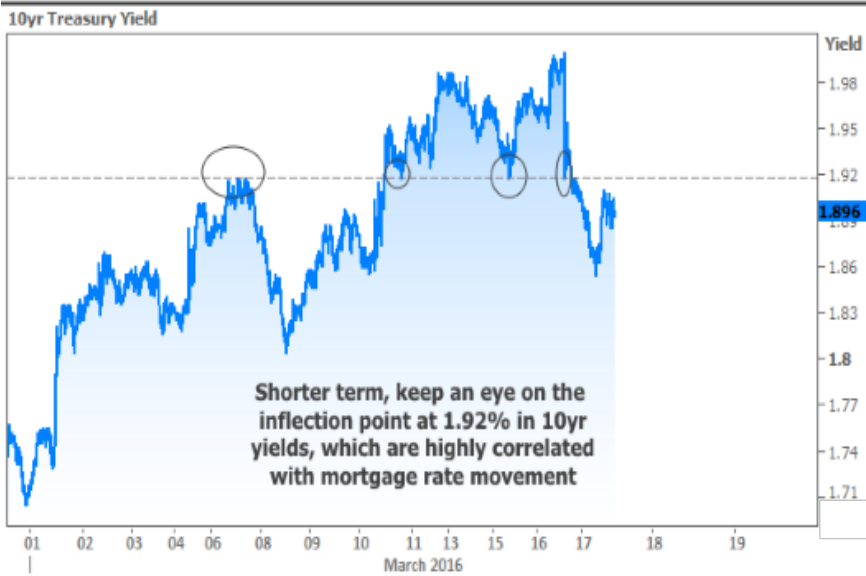
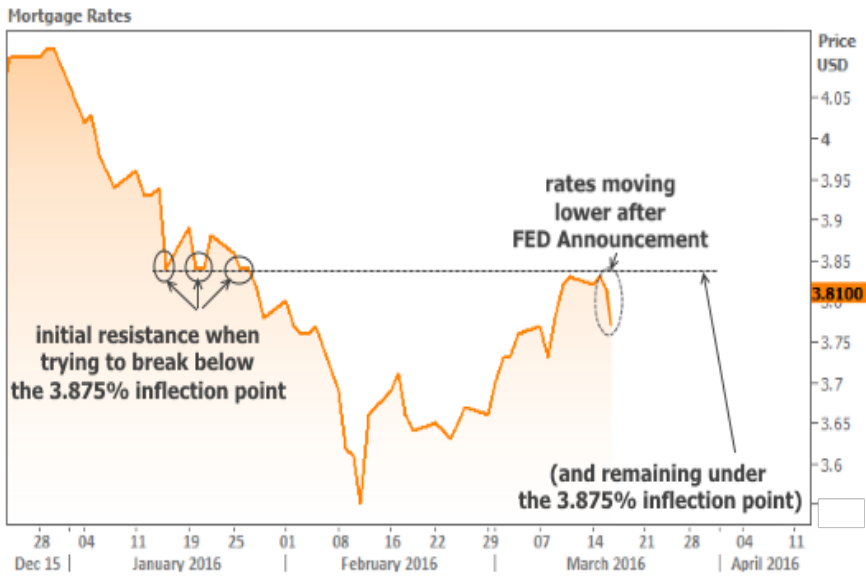
Market Data

	Price / Yield	Change
MBS UMBS 5.5	99.37	-0.02
MBS GNMA 5.5	99.74	-0.04
10 YR Treasury	4.2530	+0.0005
30 YR Treasury	4.4842	+0.0117

Pricing as of: 7/23 4:52PM EST

Recent Housing Data

		Value	Change
Mortgage Apps	Jul 10	206.1	-0.19%
Building Permits	Mar	1.46M	-3.95%
Housing Starts	Mar	1.32M	-13.15%
New Home Sales	Mar	693K	+4.68%
Pending Home Sales	Feb	75.6	+1.75%
Existing Home Sales	Feb	3.97M	-0.75%
Builder Confidence	Mar	51	+6.25%



Depending on your level of familiarity with financial jargon, an “**inflection point**” may or may not be confusing. If it helps, I like to think of them as ‘lines in the sand’ that interest rates typically shy away from breaking, whether they are approaching those lines from above or below. For instance, notice how rates have been more likely to bounce on the inflection points in the chart, despite the occasional break.

Housing-Related Data

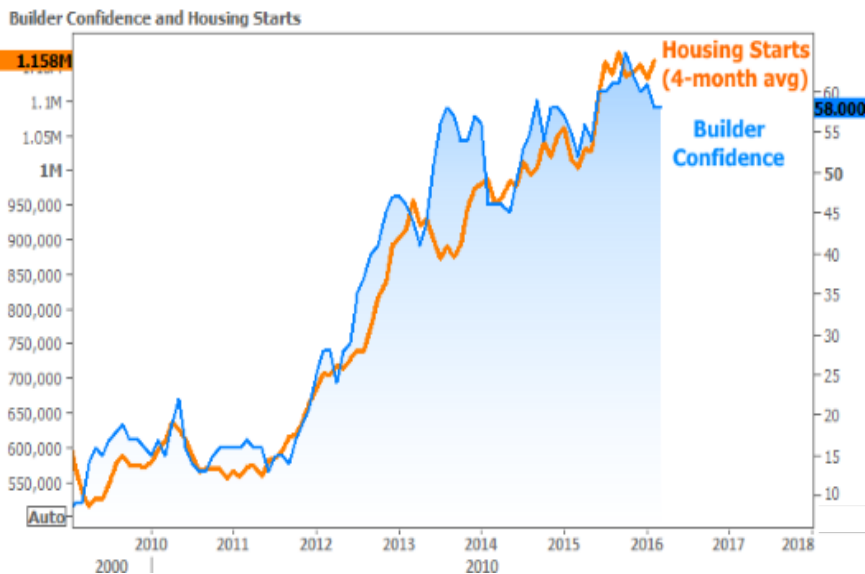
Rising interest rates took their toll on mortgage application activity last week. The Mortgage Bankers Association (MBA) said that **application volume was down 3.3 percent** overall, with a **6 percent drop in refinance volume** leading the way.

Adding to the downbeat news, the MBA notes that **mortgage production profits have fallen by roughly 60 percent** thanks to TRID (the big disclosure changes that took effect last October), but the news isn't all bad.

In terms of **TRID's** notable impact on turn-times, lenders **may finally** be working through the bottleneck created when the rules went live in October. Ellie Mae's Origination Insight Report showed a sharp decline in the time it took to close a loan in February, bringing the average **back to pre-TRID levels**.

Continuing with the theme of "not bad," **builder confidence** in the single-family home market remained unchanged in March. Builders were upbeat on current buyer traffic, but more pessimistic about the 6-month outlook.

February Housing Starts confirmed the steady single-family performance. At first glance, the third consecutive month of declines in Building Permits is a bit disheartening, but **all of the weakness is attributable to multi-family**. In fact, single-family permits scratched out a 0.4 percent increase, making the report broadly positive for the single-family sector.



Freddie Mac Vice President Danny Gardner agrees that the housing market is solid right now, and encourages folks--especially millennials--to take advantage of it. Citing low rates, increasing household formation, and housing market stability, Gardner says "**Millennials** and other new households should be **camping out at open houses**."

It may become that much easier for millennials to obtain financing thanks to an announcement from FHA about the **way it certifies loans** and proposed changes in the way it certifies lenders. The intent was to **allay lenders' concerns** about minor mistakes causing forced buybacks. The author of the announcement said "we anticipate lenders will be able to more confidently participate in our program and offer access to a wider number of FHA-eligible borrowers." It has been met with a warm response from trade groups so far.

Subscribe to my newsletter online at: <http://housingnewsletters.com/sierracapital>

Recent Economic Data

Date	Event	Actual	Forecast	Prior
Tuesday, Mar 15				
8:30AM	Mar NY Fed manufacturing	+0.62	-10.00	-16.64
8:30AM	Feb Retail sales mm (%)	-0.1	-0.2	0.2
10:00AM	Mar NAHB housing market indx	58	59	58
4:00PM	Jan Foreign buying, T-bonds (bl)	-50.4		-35.9
Wednesday, Mar 16				
7:00AM	w/e Mortgage Refinance Index	1940.3		2055.9
7:00AM	w/e MBA Purchase Index	226.3		225.7
8:30AM	Feb Building permits: number (ml)	1.167	1.200	1.204

Event Importance:

- No Stars = Insignificant
- ☆ Low
- ★ Moderate
- ★★ Important
- ★★★ Very Important

Date	Event	Actual	Forecast	Prior
8:30AM	Feb Housing starts number mm (ml)	1.178	1.150	1.099
8:30AM	Feb Build permits: change mm (%)	-3.1		0.0
8:30AM	Feb CPI mm, sa (%)	-0.2	-0.2	0.0
8:30AM	Feb Core CPI index, sa	245.93		245.23
2:00PM	N/A FOMC rate decision (%)	0.25-0.50	0.375	0.375
Thursday, Mar 17				
8:30AM	w/e Initial Jobless Claims (k)	265	268	259
8:30AM	Mar Philly Fed Business Index	12.4	-1.7	-2.8
8:30AM	w/e Continued jobless claims (ml)	2.235	2.220	2.225
Monday, Mar 21				
10:00AM	Feb Existing home sales (ml)	5.08	5.32	5.47
10:00AM	Feb Exist. home sales % chg (%)	-7.1	-2.8	0.4
Wednesday, Mar 23				
10:00AM	Feb New home sales-units mm (ml)	0.512	0.510	0.494
10:00AM	Feb New home sales chg mm (%)	+2.0	3.2	-9.2
Thursday, Mar 24				
8:30AM	Feb Durable goods (%)	-2.8	-2.9	4.7
2:00PM	Good Friday			
Friday, Mar 25				
12:00AM	Good Friday			

Expert advice, exceptional customer service

I am a seasoned Mortgage Broker with over 20 years of experience and a proven track record of closing loans in a timely manner. My goal is to provide clients throughout California with the best possible financing solutions by leveraging my experience and extensive network of lending partners. My professional background includes managerial positions at EarthLink and Mattel.

Previously I was a professional musician in Los Angeles having worked on numerous studio sessions and with Doc Severinsen and The Tonight Show Band. I have an MBA from the University of Southern California and a Bachelor's Degree from the Eastman School of Music in Rochester, NY.

Roland Wilcox

