



Rich E. Blanchard

Managing Director, RICH Home Loans LLC
 NMLS: 492461
 1550 Wewatta St., 2nd Floor Denver, CO 80202

Office: 720.619.9900
 Mobile: 303.328.7047
 Fax: 214.975.2874
richblanchard@richhomeloans.com
[View My Website](#)

Who Gets The Blame For Higher Rates?

Are you mad? Whether you're a housing/mortgage professional or simply a person who might like to buy/sell/refinance a house at some point in the near future, you have a right to be frustrated.

Housing is definitely in the midst of a cooling phase. There are many reasons for this, and they're **not all bad** or abnormal. It's hard to say which factors deserve the most blame, but everyone can agree that mortgage rates aren't helping. After all, they're as high as they've been since early 2011.

But before we get mad at interest rates, we need to remember they're just responding to market forces and fiscal policies. We may want to blame rates, but **rates want to place some blame as well**. So who's going to get it?

When it comes to blaming high rates on other factors, there are long-term and short-term considerations. This week, the most noticeable short-term factors were mid-term **elections** and the Federal Reserve's policy statement.

With respect to elections, interest rates wanted Democrats to win a majority of the House. If the GOP had maintained control, it would have preserved the government's ability to spend money more easily (something that **hurt rates** a lot in 2018). For the few moments where pollsters predicted a GOP advantage, rates spiked before finally moving back down when Democrats retook the lead.

Later in the week, the Fed released its policy statement. No one expected the Fed to hike its policy rate this week, but investors often look for clues in Fed's verbiage. This week's Fed statement was **almost identical** to the last one. Financial markets were perhaps hoping the Fed would express some concern about October's market volatility. Such a move could have helped interest rates because it would have implied some moderation to the Fed's expected path of rate hikes in the future.

The following chart shows how rates reacted both to the election and the Fed. As you can see, by the end of the week, both events were lost in the shuffle.

National Average Mortgage Rates



	Rate	Change	Points
Mortgage News Daily			
30 Yr. Fixed	7.03%	-0.05	0.00
15 Yr. Fixed	6.44%	-0.01	0.00
30 Yr. FHA	6.50%	-0.05	0.00
30 Yr. Jumbo	7.24%	-0.01	0.00
5/1 ARM	7.05%	-0.02	0.00

Freddie Mac

30 Yr. Fixed	6.95%	+0.09	0.00
15 Yr. Fixed	6.25%	+0.09	0.00

Rates as of: 7/5

Market Data

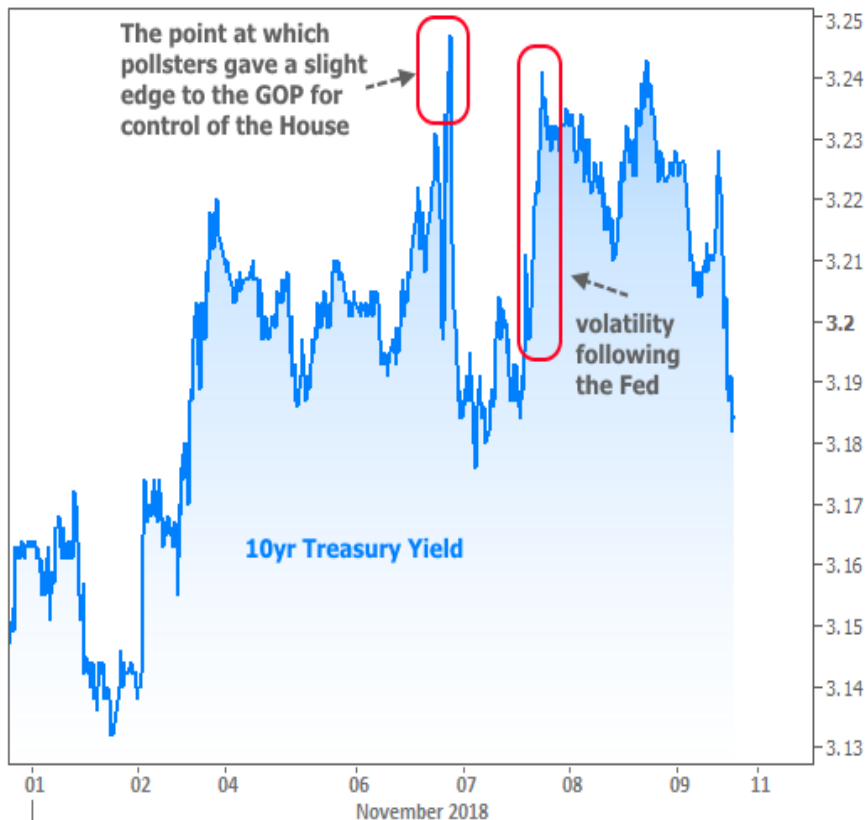
	Price / Yield	Change
MBS UMBS 6.0	100.61	+0.22
MBS GNMA 6.0	100.74	+0.21
10 YR Treasury	4.2818	-0.0784
30 YR Treasury	4.4857	-0.0440

Pricing as of: 7/5 5:59PM EST

Recent Housing Data

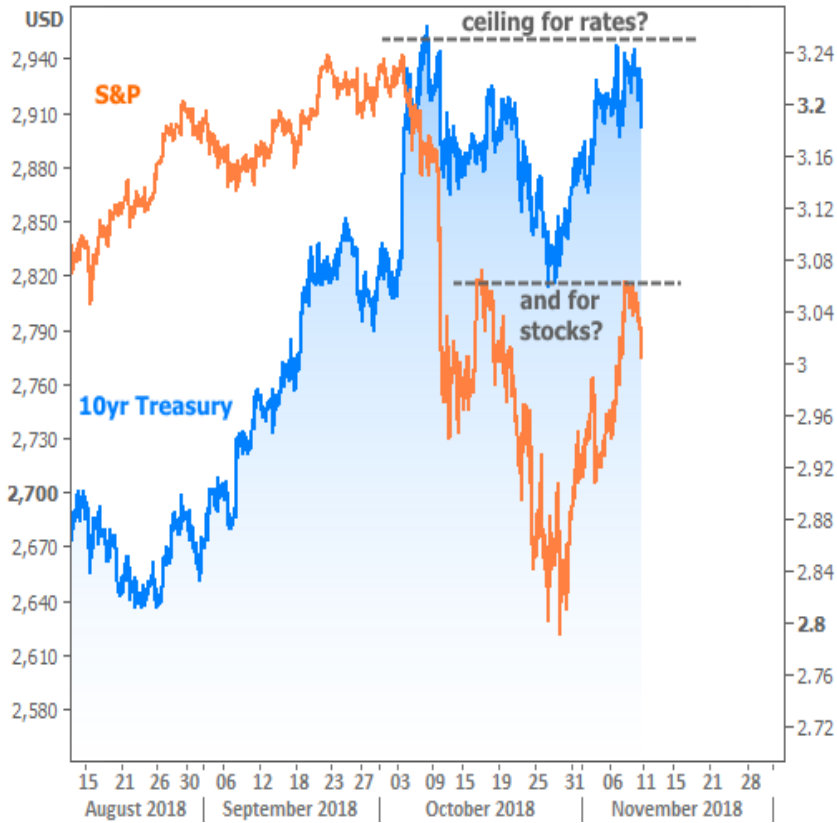
		Value	Change
Mortgage Apps	Jun 12	208.5	+15.58%
Building Permits	Mar	1.46M	-3.95%
Housing Starts	Mar	1.32M	-13.15%
New Home Sales	Mar	693K	+4.68%
Pending Home Sales	Feb	75.6	+1.75%
Existing Home Sales	Feb	3.97M	-0.75%
Builder Confidence	Mar	51	+6.25%

Rates



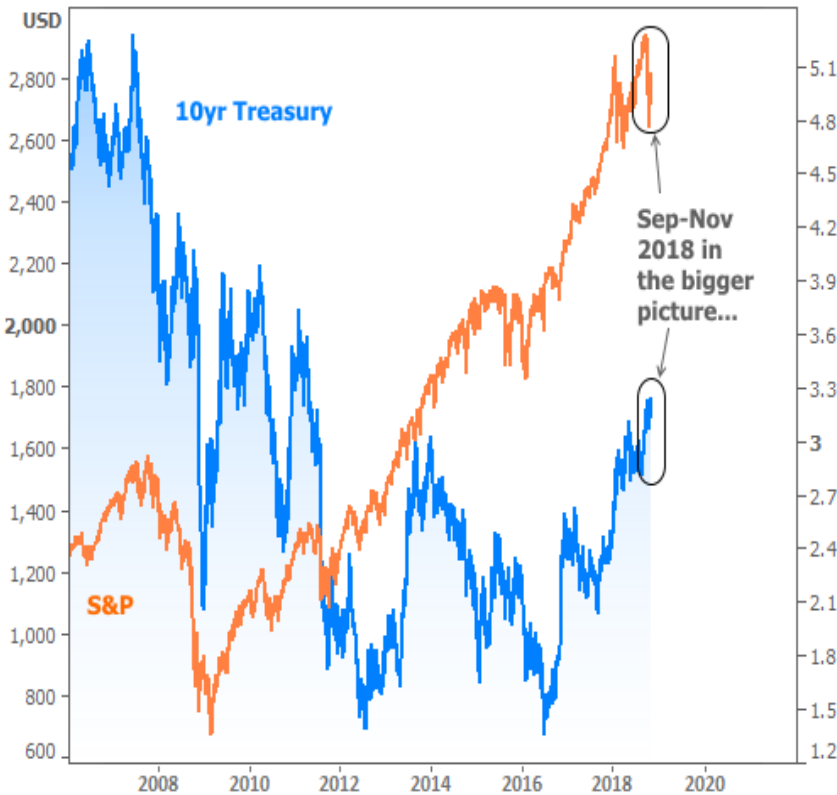
One of the reasons rates may have been able to hold their ground is the stock market's inability to break its mid-October ceiling. Rates and stocks definitely aren't **required** to move in lock step, but rates have certainly been willing to take cues from stock market volatility in the past 30 days. This is just something to keep an eye on in the event stocks continue lower next week.

Rates vs Stocks



In the bigger picture, this week's interest rate reaction **isn't even a blip** on the radar. Rates would need to see A LOT more stock drama in order to reverse the upward trend that's been in place since mid-2016.

Rates vs Stocks

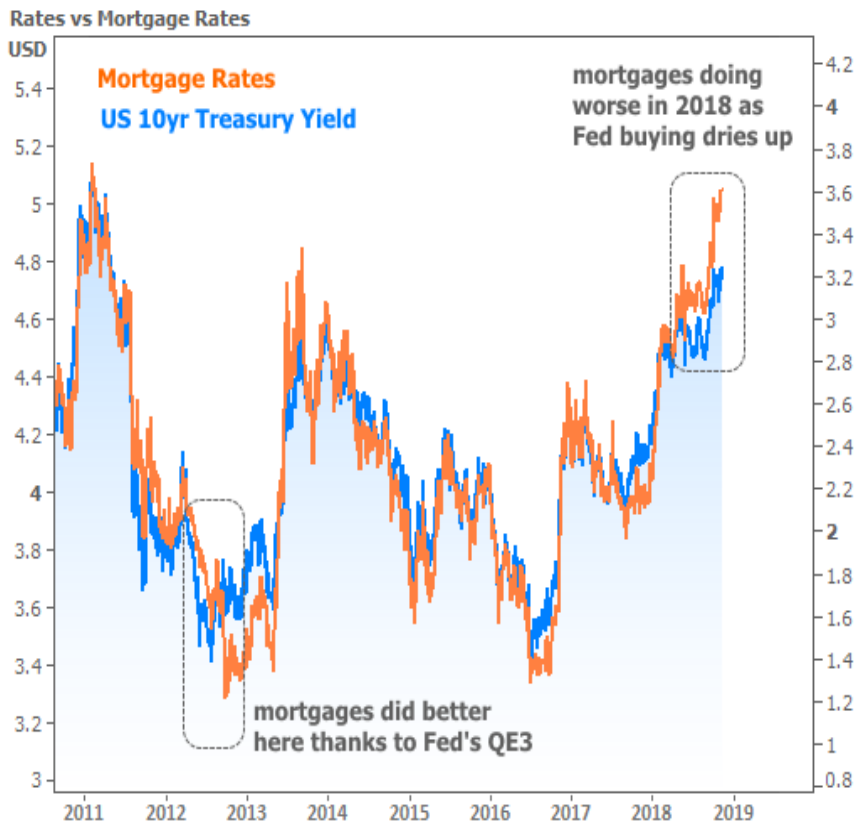


If we really want to figure out where to place the blame for higher rates, we'll **need to look well beyond** the Fed. We've done this in the past by talking about fiscal policies like the tax bill or economic risks surrounding growth and inflation. We'll be revisiting those bigger picture themes in the future, but let's stick with the Fed for now. Even though their policies are mostly a response to financial conditions, it's nonetheless fashionable to blame them for creating those financial conditions.

Is any of that **deserved**? As a matter of fact, **SOME** of it IS deserved when it comes to mortgage rates. Don't get me wrong. We wouldn't even have the mortgage market as we know it today without the Fed's intervention. On the friend/foe scale, they've been our biggest friend. But the time has come for them to be a bit less friendly, and that's been hurting mortgage rates more than it's been hurting rates in general.

It's hard to explain why this is the case without going into mind-numbing detail, but here's the simple version. The Fed had been buying a lot of mortgage-backed debt (along with US Treasuries) in the past as a part of crisis response beginning in 2009. Buying debt helped push rates lower.

Even when they **weren't** buying NEW debt, they were **still** taking the money they earned on that debt and reinvesting it back into the mortgage/Treasury market. Near the end of 2017, they said they'd be winding down those reinvestments. That winding-down process has affected mortgages more than Treasuries, and is one of the reasons mortgage rates have underperformed Treasuries in 2018.



The good news is that the Fed is essentially **done** with the winding-down process in mortgages now. This should help slow the pace of mortgage rate underperformance (i.e. the recent trend of mortgage rates rising more quickly than Treasury yields).

Mortgage rates still have to worry about the overall trajectory of the broader interest rate market though! To that end, the mortgage market, the Fed, and the average bond investor are all watching what happens next in inflation. We know wages are stronger than they have been, but traders are waiting for more confirmation that wages will push inflation higher. When we get back from the upcoming 3-day weekend (Veterans Day), we'll get a key inflation report on Wednesday (Consumer Price Index or "CPI"). This could go a long way in determining whether rates are interested in maintaining their recent ceiling or breaking up to more long-term highs.

Subscribe to my newsletter online at: <http://housingnewsletters.com/richhomeloans>

Recent Economic Data

Date	Event	Actual	Forecast	Prior
Monday, Nov 05				
10:00AM	Oct ISM N-Mfg PMI	60.3	59.3	61.6
10:00AM	Oct ISM N-Mfg Bus Act	62.5	64.5	65.2
Wednesday, Nov 07				
7:00AM	w/e Mortgage Refinance Index	861.8		884.2
7:00AM	w/e MBA Purchase Index	213.6		224.9
Thursday, Nov 08				
8:30AM	w/e Jobless Claims (k)	214	215	214
2:00PM	N/A FOMC rate decision (%)	2.000 - 2.250	2.125	2.125
Friday, Nov 09				
8:30AM	Oct Producer Prices (%)	0.6	0.2	0.2
8:30AM	Oct Core Producer Prices YY (%)	2.6	2.3	2.5
10:00AM	Sep Wholesale inventories mm (%)	0.4	0.3	0.3
10:00AM	Nov Consumer Sentiment	98.3	98.0	98.6
10:00AM	Nov 1yr Inflation Outlook (%)	2.8		2.9
10:00AM	Nov 5yr Inflation Outlook (%)	2.6		2.4
Monday, Nov 12				
12:00AM	Veterans Day			
Wednesday, Nov 14				
7:00AM	w/e MBA Purchase Index	220.8		213.6
7:00AM	w/e Mortgage Refinance Index	824.7		861.8
8:30AM	Oct CPI mm, sa (%)	+0.3	0.3	0.1
8:30AM	Oct Core CPI Year/Year (%)	+2.1	2.2	2.2
Thursday, Nov 15				
8:30AM	Oct Retail Sales (%)	+0.8	0.5	0.1
8:30AM	Oct Export prices mm (%)	+0.4	0.1	0.0
8:30AM	Oct Import prices mm (%)	+0.5	0.1	0.5
8:30AM	Nov Philly Fed Business Index	12.9	20.0	22.2
8:30AM	Nov NY Fed Manufacturing	23.3	20.00	21.10
8:30AM	w/e Jobless Claims (k)	216	215	214

Event Importance:

No Stars = Insignificant

☆ Low

★ Moderate

★★ Important

★★★ Very Important

Date	Event	Actual	Forecast	Prior
10:00AM	Sep Business Inventories (%)	+0.3	0.3	0.5
Friday, Nov 16				
9:15AM	Oct Capacity Utilization (%)	78.4	78.2	78.1
9:15AM	Oct Industrial Production (%)	+0.1	0.2	0.3
Wednesday, Jan 09				
1:00PM	10-yr Note Auction (bl)	24		
Thursday, Jan 10				
1:00PM	30-Yr Bond Auction (bl)	16		

Expert Advice | Exceptional Service | Flawless Execution

With 27+ years of expertise in mortgage banking you can be confident in my knowledge and abilities to deliver a seamless loan transaction while providing personalized service.

Rich E. Blanchard

