



**Rich E. Blanchard**

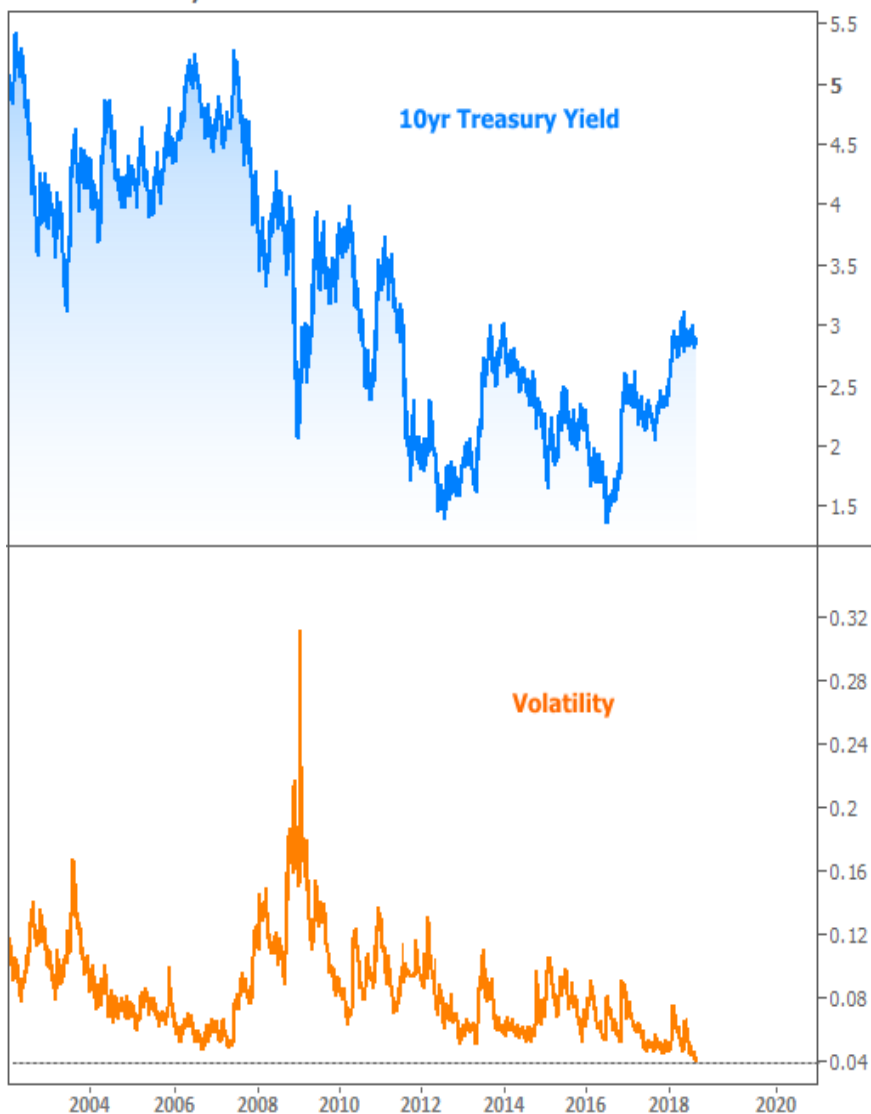
Managing Director, RICH Home Loans LLC  
 NMLS: 492461  
 1550 Wewatta St., 2nd Floor Denver, CO 80202

Office: 720.619.9900  
 Mobile: 303.328.7047  
 Fax: 214.975.2874  
[richblanchard@richhomeloans.com](mailto:richblanchard@richhomeloans.com)  
[View My Website](#)

## Rate Volatility Lowest in Decades; Is Housing a Factor?

There are a few different ways to measure volatility in the bond market, but one of the simplest is via the average daily trading range. That particular metric is showing volatility in line with the **lowest** levels in decades.

Rates and Volatility



The lower volatility goes, and the longer it stays low, the **more likely** we are to see a **big move** in rates. Many would argue that such a move would be toward **lower** rates, simply because we've spent so much time moving toward **higher**

## National Average Mortgage Rates



	Rate	Change	Points
<b>Mortgage News Daily</b>			
30 Yr. Fixed	7.03%	-0.05	0.00
15 Yr. Fixed	6.44%	-0.01	0.00
30 Yr. FHA	6.50%	-0.05	0.00
30 Yr. Jumbo	7.24%	-0.01	0.00
5/1 ARM	7.05%	-0.02	0.00

### Freddie Mac

30 Yr. Fixed	6.95%	+0.09	0.00
15 Yr. Fixed	6.25%	+0.09	0.00

Rates as of: 7/5

## Market Data

	Price / Yield	Change
MBS UMBS 6.0	100.61	+0.22
MBS GNMA 6.0	100.74	+0.21
10 YR Treasury	4.2818	-0.0784
30 YR Treasury	4.4857	-0.0440

Pricing as of: 7/5 5:59PM EST

## Recent Housing Data

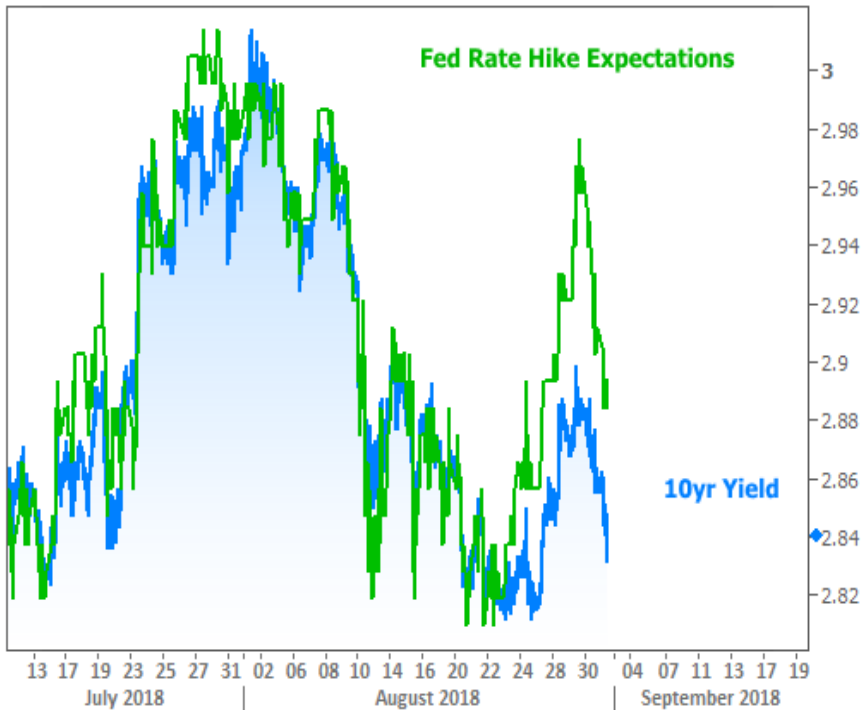
		Value	Change
Mortgage Apps	Jun 12	208.5	+15.58%
Building Permits	Mar	1.46M	-3.95%
Housing Starts	Mar	1.32M	-13.15%
New Home Sales	Mar	693K	+4.68%
Pending Home Sales	Feb	75.6	+1.75%
Existing Home Sales	Feb	3.97M	-0.75%
Builder Confidence	Mar	51	+6.25%

rates during the past 2 years. There is actually plenty of historical support for that line of thinking, but there is also a catch.

The catch is that the sharp move higher in rates over the past 2 years is far from serendipitous. In fact, rates have good reasons for being where they are. Those reasons would need to **change before** we see low volatility give way to a big drop in rates, and that could take months.

One of the most obvious reasons for rate movement is the outlook for Fed rate hikes. Before you get mad at the Fed, understand that their policy outlook is largely dependent on inflation, unemployment, and financial stability. Those three things **also** affect longer-term rates (like mortgages).

In that sense, the Fed's outlook is merely exhibiting symptoms of the same disease. Nevertheless, the Fed has some **latitude** in how it interprets the raw data. If its interpretation results in more hikes, longer-term rates (which tend to be highly correlated with the Fed's rate hike expectations) would have a tough time moving lower.



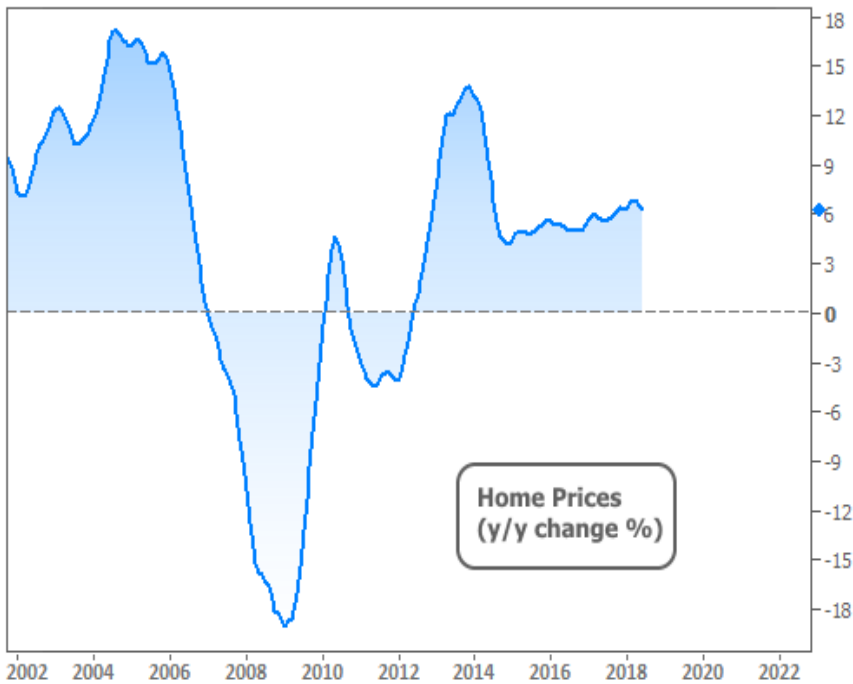
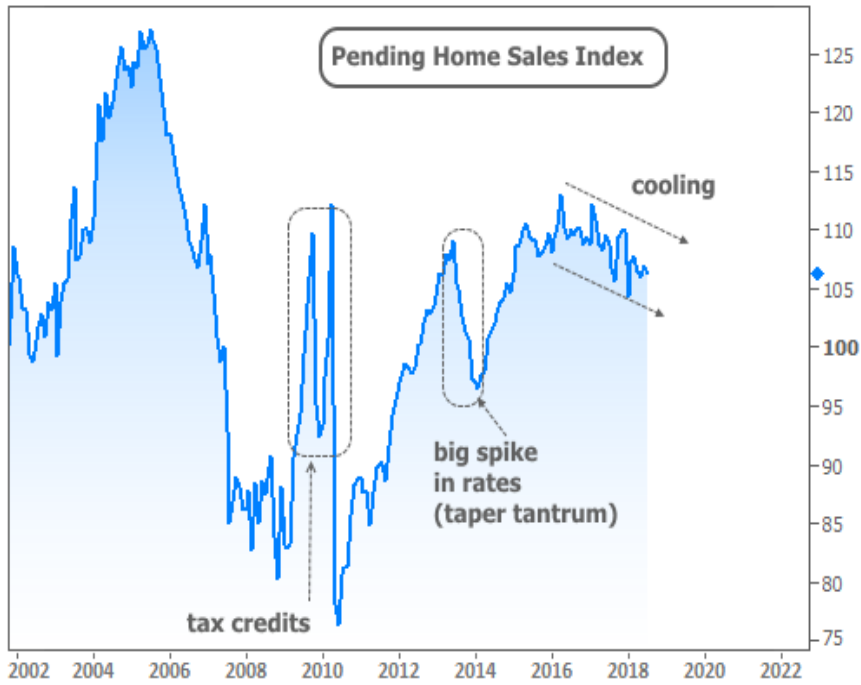
By that same rationale, if something happens to make the Fed second guess its stance, that's generally good for rates. As we learned last week, the **cooling of the housing market** is one such "something" on the Fed's radar. With that in mind, it wasn't too surprising to some improvement in rates this week immediately following a weaker reading on Pending Home Sales.



But before we get **too carried away** connecting the fate of financial markets with the housing market, let's get a few things straight. We're not anywhere even remotely close to comparing the current cooling trend to the crash that preceded the Financial Crisis. Indeed, Pending Home Sales haven't even lost half the ground lost in 2013 after the taper tantrum (big spike in rates).

Moreover, sales have been holding near post-crisis highs--this time without any help from the homebuyer tax credits that briefly juiced the housing market in 2009/10. Finally, the home price trend is **on another planet** compared to 2006-2008. While the annual pace of appreciation is likely to ebb, it's still well over 5%, depending upon whom you ask.

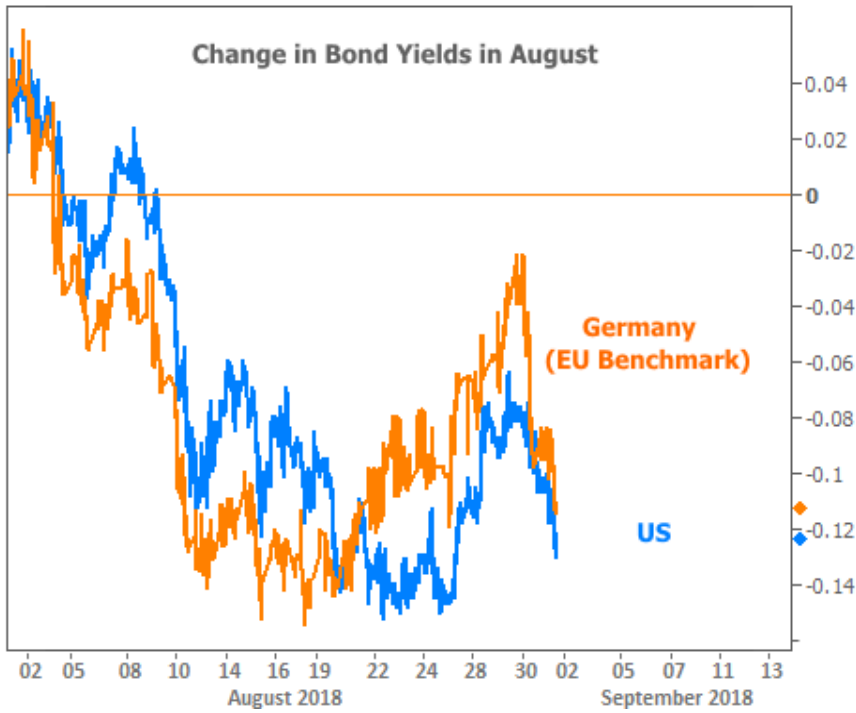
All of the housing-related counterpoints in the past 2 paragraphs can be seen in the following 2 charts.



All that to say that we may want to **think twice** before placing too much importance on the housing market as it concerns this week's movement in financial markets. The Fed's eyebrows are raised, but they're far from panicked.

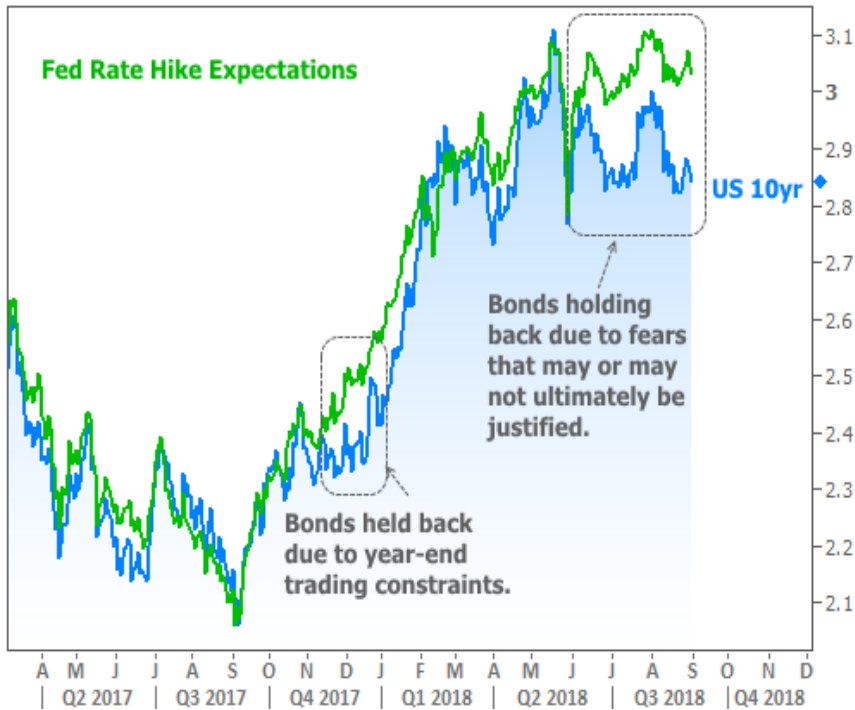
Besides, there were plenty of other candidates for inspiration, including recently higher volatility in European bond markets. We almost always tend to see at least some **spillover** from Europe when it comes to bond trading (the stuff that drives interest rates).

European rates were **surging** higher in the first half of the week. Their recovery coincided with the friendly bounce in US rates (note: Germany's 10yr yield is the benchmark for the EU due to Germany's dominant financial role in the EU).



Does this friendly bounce mean we're well on our way to ending the trend of record-low volatility with a triumphant move lower in rates? Again, such a thing could take months, if it happens at all. There are also warnings on the **other side** of the debate. We can see these if we take one more look at Fed rate hike expectations--this time with a wider lens.

The following chart shows a few instances where rate hike expectations have pulled away from US 10yr yields. The late 2017 example had more to do with year-end bond trading idiosyncrasies. The recent example, however, merits caution. It suggests that rates are **slightly lower** than they otherwise would be because of things like trade war uncertainty, emerging market turmoil, and the general risk-aversion some investors feel due to the staying power of the current economic cycle.



If those cautionary fears turn out **NOT** to be justified, the next big move in rates could just as easily take the form of the blue line catching up to the green.

On a side note, this coming Monday is Labor Day. Banks, title companies, financial markets, and most mortgage lenders will be closed. While there's no rule preventing individuals from working on Monday, a Federal banking holiday means few--if any--lenders will be able to lock or close loans until Tuesday.

Subscribe to my newsletter online at: <http://housingnewsletters.com/richhomeloans>

## Recent Economic Data

Date	Event	Actual	Forecast	Prior
<b>Tuesday, Aug 28</b>				
9:00AM	Jun CaseShiller 20 yy (%)	6.3	6.5	6.5
10:00AM	Aug Consumer confidence	133.4	126.7	127.4
1:00PM	5-Yr Note Auction (bl)	37		
<b>Wednesday, Aug 29</b>				
7:00AM	w/e MBA Purchase Index	230.1		232.1
7:00AM	w/e Mortgage Refinance Index	952.9		982.7
8:30AM	Q2 GDP Prelim (%)	4.2	4.0	4.1
10:00AM	Jul Pending Sales Index	106.2		106.9
10:00AM	Jul Pending Home Sales (%)	-0.7	0.3	0.9
1:00PM	7-Yr Note Auction (bl)	31		
<b>Thursday, Aug 30</b>				
8:30AM	Jul Consumer Spending (Consumption) (%)	+0.4	0.4	0.4
8:30AM	Jul Personal Income (%)	+0.3	0.3	0.4
8:30AM	Jul Core PCE (y/y) (%)	2.0	2.0	1.9
<b>Friday, Aug 31</b>				
9:45AM	Aug Chicago PMI	63.6	63.0	65.5
10:00AM	Aug U Mich Sentiment Final (ip)	96.2	95.5	95.3
<b>Monday, Sep 03</b>				
12:00AM	Labor Day			
<b>Tuesday, Sep 04</b>				
10:00AM	Aug ISM Manufacturing PMI	61.3	57.7	58.1
10:00AM	Jul Construction spending (%)	0.1	0.5	-1.1
<b>Wednesday, Sep 05</b>				
7:00AM	w/e MBA Purchase Index	231.4		230.1
7:00AM	w/e Mortgage Refinance Index	940.0		952.9
8:30AM	Jul International trade mm \$ (bl)	-50.1	-50.3	-46.3
9:45AM	Aug ISM-New York index	810.7		797.5
<b>Thursday, Sep 06</b>				
8:15AM	Aug ADP National Employment (k)	163	190	219

## Event Importance:

No Stars = Insignificant

☆ Low

★ Moderate

★★ Important

★★★ Very Important

Date	Event	Actual	Forecast	Prior
8:30AM	Q2 Productivity Revised (%)	2.9	3.0	2.9
8:30AM	Q2 Labor Costs Revised (%)	-1.0	-0.9	-0.9
8:30AM	w/e Jobless Claims (k)	203	210	213
10:00AM	Aug ISM N-Mfg PMI	58.5	56.8	55.7
10:00AM	Jul Factory orders mm (%)	-0.8	-0.6	0.7
<b>Friday, Sep 07</b>				
8:30AM	Aug Average earnings mm (%)	0.4	0.2	0.3
8:30AM	Aug Private Payrolls (k)	204	190	170
8:30AM	Aug Non-farm payrolls (k)	201	191	157
8:30AM	Aug Unemployment rate mm (%)	3.9	3.8	3.9

## Expert Advice | Exceptional Service | Flawless Execution

With 27+ years of expertise in mortgage banking you can be confident in my knowledge and abilities to deliver a seamless loan transaction while providing personalized service.

**Rich E. Blanchard**

