



Yesenia Ruvalcaba-Garcia

Broker/Owner, New Century Realtors & Associates Inc
 DRE 01293970/NMLS 255242
 254 E Rowland St Covina, CA 91723

Mobile: 626-252-0839
 newcenturybroker@gmail.com
[View My Website](#)

Don't Believe This Week's Mortgage Rate News. Here's Why

Another week, another glut of news articles claiming mortgage rates are at all-time lows. While no one is intentionally trying to deceive you, the news is **deceptive** nonetheless.

Why?

Freddie Mac's weekly mortgage rate survey is at the heart of the issue. The survey is a mainstay of the mortgage industry and the news media. It's been around for decades and is really the only mortgage rate benchmark the industry has. Despite the apparent street cred, their numbers can be **hopelessly inaccurate** at times.

There are **two reasons** for the inaccuracy. The **first** is the survey's methodology. Freddie publishes the survey on Thursday but sends out the questionnaire on Monday. While they accept responses through the middle of the day on Wednesday, most respondents reply when they receive the survey (on Monday).

This methodology ensures any major changes in rates on Tuesdays and Wednesdays are **underrepresented**, even though rates from those days are more timely. The net effect is that the survey most closely tracks mortgage rates on any given Monday. That's a **big** source of confusion in cases when Thursday's rates are vastly different from Monday's.

An even bigger source of confusion--especially in the past few weeks--is the fact that the survey only asks for **purchase mortgage rates**. Why is that a big issue? If you happened to read previous newsletters discussing the **new fee for refinances**, you already know. Refi rates are noticeably higher than purchase rates. The gap is at least 0.125%, but it can be much higher for some banks.

Once we account for these factors, we can come very close to reconciling the bogus "all-time low" rate news. Monday's purchase rates were at least relatively close to previous all-time lows. For refinances, however, they're not even close. **That's a problem** when refinances account for a majority of the mortgage market. The following chart shows how far apart Freddie's survey rate has drifted from actual daily averages.

National Average Mortgage Rates



	Rate	Change	Points
Mortgage News Daily			
30 Yr. Fixed	6.86%	-0.05	0.00
15 Yr. Fixed	6.31%	-0.02	0.00
30 Yr. FHA	6.32%	-0.06	0.00
30 Yr. Jumbo	7.04%	-0.03	0.00
5/1 ARM	6.53%	-0.02	0.00
Freddie Mac			
30 Yr. Fixed	6.78%	-0.08	0.00
15 Yr. Fixed	6.07%	-0.09	0.00

Rates as of: 7/26

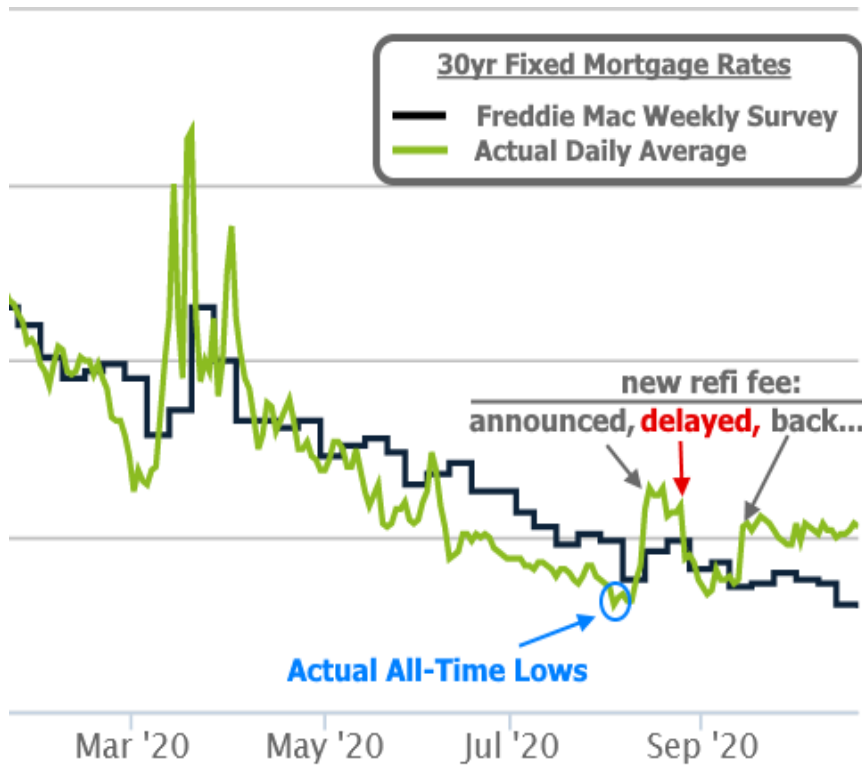
Market Data

	Price / Yield	Change
MBS UMBS 5.5	99.68	+0.27
MBS GNMA 5.5	99.98	+0.13
10 YR Treasury	4.1958	-0.0474
30 YR Treasury	4.4523	-0.0305

Pricing as of: 7/26 5:59PM EST

Recent Housing Data

		Value	Change
Mortgage Apps	Jul 10	206.1	-0.19%
Building Permits	Mar	1.46M	-3.95%
Housing Starts	Mar	1.32M	-13.15%
New Home Sales	Mar	693K	+4.68%
Pending Home Sales	Feb	75.6	+1.75%
Existing Home Sales	Feb	3.97M	-0.75%
Builder Confidence	Mar	51	+6.25%



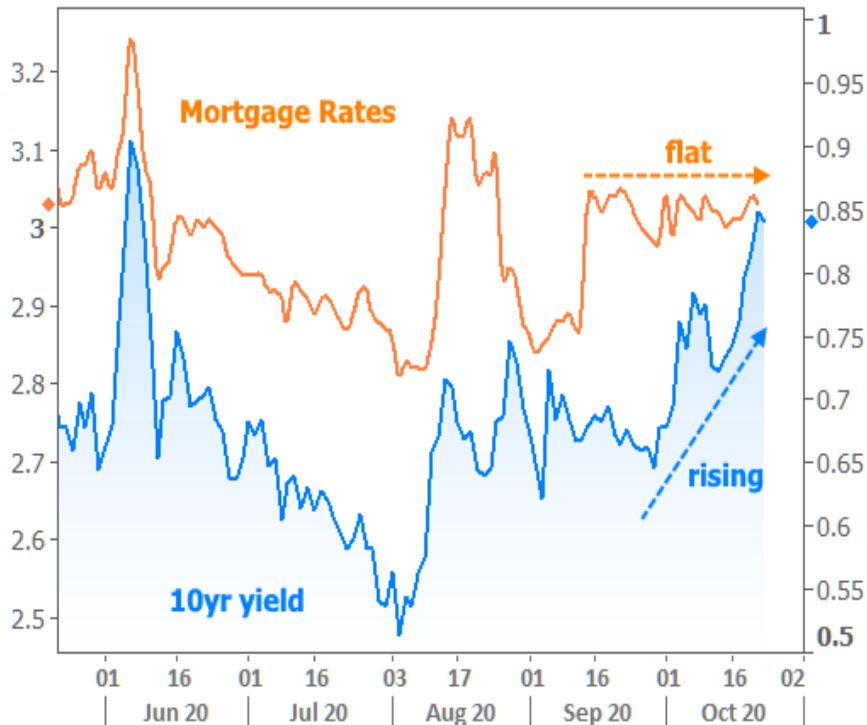
To put the scale of the chart above in context, there is about a 0.25% difference between current rates and the all-time lows seen in early August. Even so, things could certainly be a lot worse. Just ask the broader bond market.

What's the "broader bond market" and why should you care? Bonds are the safe-haven investments that generally serve as a counterbalance to stocks. The 10yr US Treasury Note is the quintessential example. 10yr yields (another word for "rates") historically move in almost perfect lock-step with mortgage rates because mortgages are **also** based on the bond market. After all, a **bond** is another word for a **loan**. A mortgage is a loan to a homebuyer whereas a Treasury Note loans money to the US Government.

The bonds that underlie mortgages have a different set of concerns than Treasuries right now, and they've fared better as a result. Additionally, mortgage lenders have yet to drop rates nearly as much as mortgage bonds suggest (they couldn't handle the additional volume if they did). That's actually a good thing in this case, because at almost any other time in history, the following chart would all but guarantee a noticeable uptick in mortgage rates in October.



Instead, rates have moved higher **only gradually**, and have been better described as "flat" in October. The following chart shows mortgage rates vs 10yr Treasury yields. NOTE: each line is on a different axis. 10yr yields are much lower than mortgage rates. The only purpose of this chart is to observe how they've moved in different directions recently.

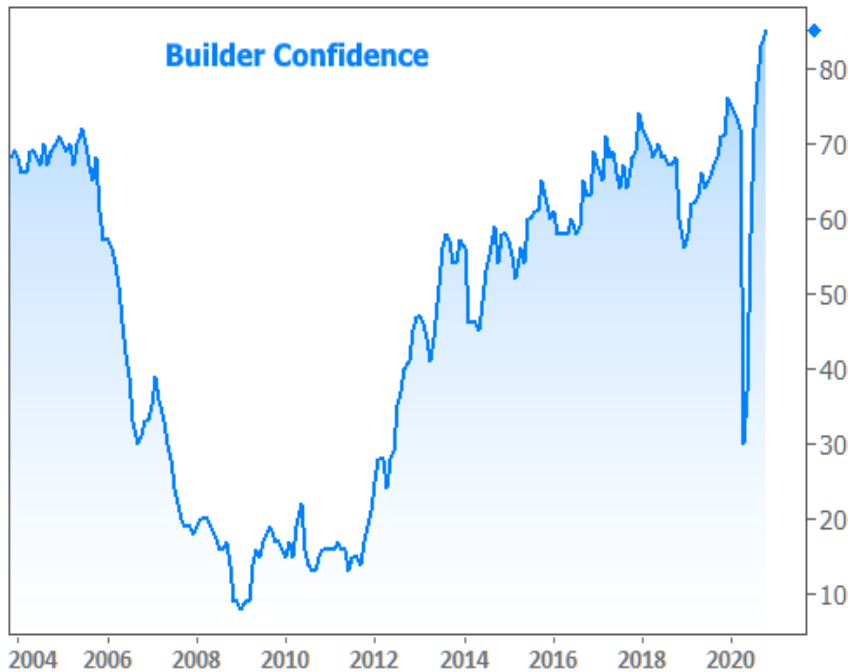


Economic/Housing Data Recap

In economic data this week, new construction wasn't able to make significant progress as reported by the Census Bureau. "Housing Starts" are a measure of broken ground on new residential home sites. Perhaps this is as fast as builders can build given the operational challenges presented by the pandemic?



Builders certainly don't seem bothered! In separate data from The National Association of Homebuilders (NAHB) builder sentiment came in at a record high for yet another month.



And it's not just builders who are upbeat. Anyone selling a home was likely to find overwhelming demand in September according to the Existing Home Sales report released this week. While not at an all-time high, sales easily broke their previous housing bubble record and have exceeded even the most optimistic post-pandemic expectations for 2020.



We'll get another indication of existing home sales data with next Thursday's Pending Home Sales Index. This report tends to lead existing sales by 1 month. Before that, the week ahead offers several other housing-related reports. New Home Sales leads off on Monday morning. Then on Tuesday, both Case Shiller and the FHFA release home price data (the latter will bring us one step closer to forecasting next month's new conforming loan limits). Weekly mortgage application data will be released as usual on Wednesday morning.

Away from the mortgage market, Thursday marks the first release of Q3 GDP data, which is currently tracking to fully erase the 31.4% loss seen in Q2 (forecasts are calling for +31.9%).

Subscribe to my newsletter online at: <http://housingnewsletters.com/newcenturybroker>

Recent Economic Data

Date	Event	Actual	Forecast	Prior
Monday, Oct 19				
10:00AM	Oct NAHB housing market indx	85	83	83
Tuesday, Oct 20				
8:30AM	Sep Housing starts number mm (ml)	1.415	1.457	1.416
8:30AM	Sep Building permits: number (ml)	1.553	1.520	1.476
8:30AM	Sep Build permits: change mm (%)	5.2		-0.5
8:30AM	Sep House starts mm: change (%)	1.9		-5.1
Wednesday, Oct 21				
7:00AM	w/e MBA Purchase Index	304.6		311.1
7:00AM	w/e Mortgage Refinance Index	3620.5		3612.3

Event Importance:

- No Stars = Insignificant
- ☆ Low
- ★ Moderate
- ★★ Important
- ★★★ Very Important

Date	Event	Actual	Forecast	Prior
Thursday, Oct 22				
8:30AM	w/e Jobless Claims (k)	787	780	898
10:00AM	Sep Existing home sales (ml)	6.54	6.30	6.00
10:00AM	Sep Exist. home sales % chg (%)	+9.4	5.0	2.4
10:00AM	Sep Leading index chg mm (%)	0.7	0.7	1.2
Friday, Oct 23				
9:45AM	Oct PMI-Composite (source:Markit)	55.5		54.3
Monday, Oct 26				
10:00AM	Sep New home sales-units mm (ml)	0.959	1.025	1.011
10:00AM	Sep New home sales chg mm (%)	-3.5	2.8	4.8
Tuesday, Oct 27				
8:30AM	Sep Durable goods (%)	1.9	0.5	0.5
9:00AM	Aug Monthly Home Price yy (%)	8.0		6.5
9:00AM	Aug CaseShiller 20 mm SA (%)	+0.5	0.5	0.6
9:00AM	Aug Monthly Home Price mm (%)	1.5		1.0
10:00AM	Oct Consumer confidence	100.9	102.0	101.8
1:00PM	2-Yr Note Auction (bl)	54		
Wednesday, Oct 28				
7:00AM	w/e Mortgage Refinance Index	3711.6		3620.5
7:00AM	w/e MBA Purchase Index	305.2		304.6
1:00PM	5-Yr Note Auction (bl)	55		
Thursday, Oct 29				
8:30AM	Q3 GDP Advance (%)	33.1	31.0	-31.4
10:00AM	Sep Pending Sales Index	130.0		132.8
10:00AM	Sep Pending Home Sales (%)	-2.2	3.4	8.8
1:00PM	7-Yr Note Auction (bl)	53		
Friday, Oct 30				
8:30AM	Sep Core PCE Inflation (y/y) (%)	1.5	1.7	1.6
9:45AM	Oct Chicago PMI	61.1	58.0	62.4
10:00AM	Oct Consumer Sentiment (ip)	81.8	81.2	81.2

Who You Work With Matters

Yesenia Ruvalcaba-Garcia

