

Michael Addison
Mortgage Consultant, Michael Addison | The Federal Savings Bank
NMLS # 603214
Dallas, TX 75205

Mobile: 214-500-1358
michael@michaeladdison.com
View My Website

Inflation Data Keeps Low Rate Hopes Alive

The much-anticipated Consumer Price Index (CPI) was released this week. For those seeking evidence that inflation will soon be back at the Fed's target level, it wasn't the triumph it might have been. Even so, rates managed to move lower.

Mortgage rates and, indeed, most rates are determined by trading levels in the bond market. Bond yields/rates move higher when inflation is high, and the market has been waiting on signs of lower inflation before trading in a way that allows interest rates to move lower.

The Consumer Price Index (CPI) is the biggest name in monthly inflation reports. It's caused big reactions in rates many times over the past few years. In recent months, it's been showing more and more promise regarding a return to inflation levels that would allow for significantly lower rates.

But CPI has given false hope before, so traders are wary. This week's report definitely stopped short of providing resounding confirmation that inflation is defeated. That said, it didn't send any signals that were too troubling either.

With that in mind, it's not too surprising that rates actually didn't move much in response to CPI. If anything, the initial impulse was toward slightly higher rates. It wasn't until the following day's Producer Price Index (PPI) that bond traders saw better evidence of calmer inflation. Both CPI and PPI have been moving lower, but PPI is now all the way back down to target levels.

National Average Mortgage Rates



Mortgage News Daily	Rate	Change	Points
30YR Fixed	7.34%	+0.01	0.00
15YR Fixed	6.89%	0.00	0.00
30YR FHA	6.96%	+0.01	0.00
30YR Jumbo	7.45%	+0.01	0.00
7/6 SOFR	6.83%	+0.02	0.00
30YR VA	6.97%	0.00	0.00

Rates as of: 11/23

MBS and Treasury

	Price / Yield	Change
MBS UMBS 6.0	99.62	+0.07
10 YR Treasury	4.9178	-0.0284
30 YR Treasury	5.2882	-0.0202

Pricing as of: 11/24 12:05AM EST

Recent Housing Data

		Value	Change
Mortgage Apps	Nov 11	199.8	-2.35%
Building Permits	Oct	1.3M	-7.5%
Housing Starts	Oct	1.31M	+7.21%
New Home Sales	Sep	676K	-1.17%
Pending Home Sales	Oct	63	-4.69%
Existing Home Sales	Oct	3.99M	+0.25%
Builder Confidence	Nov	25	-13.79%

© 2026 MBS Live, LLC. - This newsletter is a service of MarketNewsletters.com.

The interest rates provided in this newsletter are national averages from independent data sources. Rate/APR terms may differ from those listed above based on the creditworthiness of the borrower. All information provided "as is" for informational purposes only, not intended for trading purposes or financial advice.

Read or subscribe to my newsletter online at: http://housingnewsletters.com/michael-addison

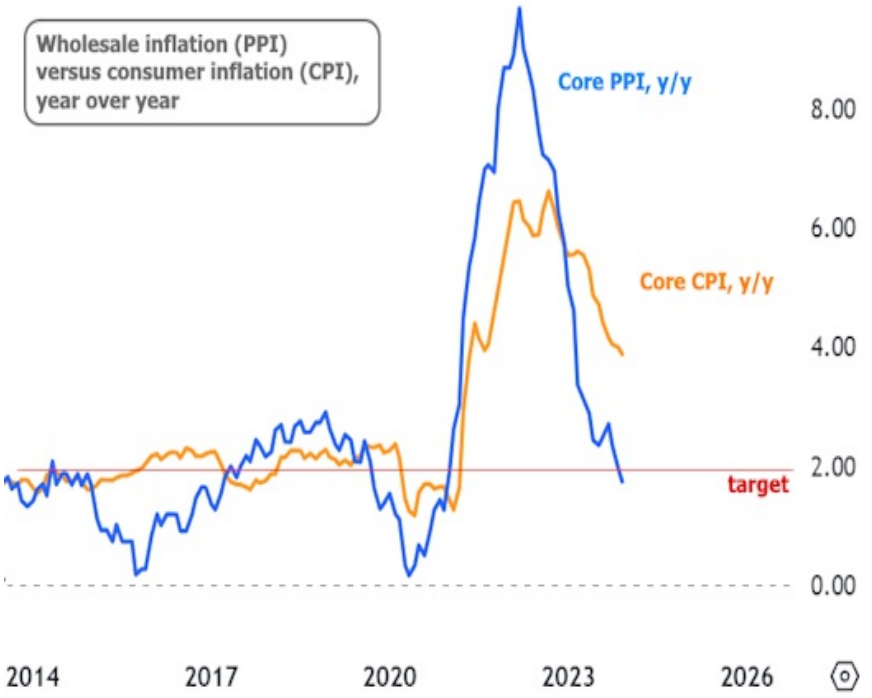

The following chart shows how 10yr Treasury yields (which tend to correlation with mortgage rate movement) were reacting throughout the week:



© 2026 MBS Live, LLC. - This newsletter is a service of MarketNewsletters.com.

The interest rates provided in this newsletter are national averages from independent data sources. Rate/APR terms may differ from those listed above based on the creditworthiness of the borrower. All information provided "as is" for informational purposes only, not intended for trading purposes or financial advice.

Read or subscribe to my newsletter online at: http://housingnewsletters.com/michael-addison

Note the initially bad reaction to CPI. There was a recovery that same afternoon for a variety of potential reasons. At least one of those reasons had to do with speculation that the Fed is still on track to deliver a series of rate cuts this year in addition to making rate-friendly changes to the way it's managing its bond portfolio. Fed policy expectations are even easier to see when we look at actual Fed Funds Rate expectations which are now at the lowest levels since July.

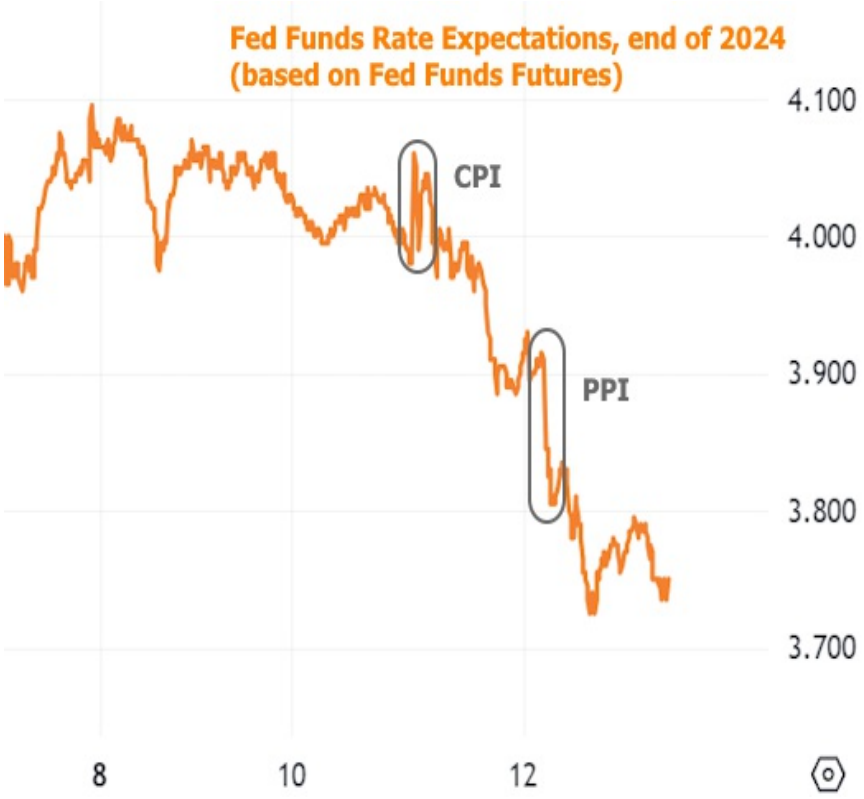

Mortgage rates don't correlate perfectly with Fed Funds Rate expectations (one reason we often advise that a Fed rate cut/hike doesn't mean a mortgage rate cut/hike). As such, they're not back below the recent lows, but they definitely haven't moved much higher. This week's gentle descent means we're continuing to hold a vast majority of the improvement seen in Nov/Dec.

© 2026 MBS Live, LLC. - This newsletter is a service of MarketNewsletters.com.

The interest rates provided in this newsletter are national averages from independent data sources. Rate/APR terms may differ from those listed above based on the creditworthiness of the borrower. All information provided "as is" for informational purposes only, not intended for trading purposes or financial advice.

Read or subscribe to my newsletter online at: http://housingnewsletters.com/michael-addison

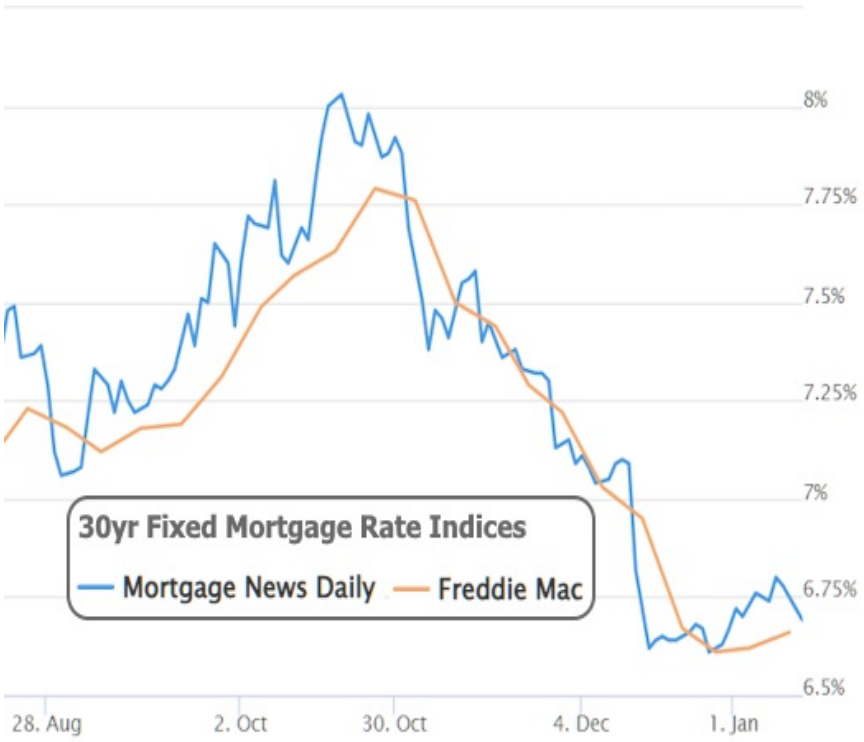

Looking ahead, while next week doesn't have any economic data on the same level as CPI, Wednesday's Retail Sales report can definitely move the needle. It's expected to improve slightly to 0.4% month over month after hitting 0.3% last time.

Beyond the data, we'll hear from several Fed speakers and there's been some speculation that Waller's appearance at the Brookings Institute will bring some important concepts regarding the precursors for friendlier rate policy in 2024. That will happen on Tuesday, which is the first business day of the week next week due to the Martin Luther King Jr. holiday.

While not as much of a factor for interest rates, we'll also get updates on several key housing metrics including new home construction, builder confidence, and Existing Home Sales.

Subscribe to my newsletter online at: http://housingnewsletters.com/michael-addison

Recent Economic Data

Date	Event	Actual	Forecast	Prior
Monday, Jan 08				
3:00PM	Nov Consumer credit (bl)	$23.75B	$9B	$5.13B
Tuesday, Jan 09				
6:00AM	Dec NFIB Business Optimism Index	91.9	90.7	90.6
10:05AM	Jan IBD economic optimism	44.7	42	40
Wednesday, Jan 10				
7:00AM	Jan/05 MBA Refi Index	425.4		358.2
7:00AM	Jan/05 MBA Purchase Index	148.6		140.7
10:00AM	Nov Wholesale inventories mm (%)	-0.2%	-0.2%	-0.4%
Thursday, Jan 11				

Event Importance:

No Stars = Insignificant
☆ Low
★ Moderate
★★ Important
★★ Very Important

© 2026 MBS Live, LLC. - This newsletter is a service of MarketNewsletters.com.

The interest rates provided in this newsletter are national averages from independent data sources. Rate/APR terms may differ from those listed above based on the creditworthiness of the borrower. All information provided "as is" for informational purposes only, not intended for trading purposes or financial advice.

Read or subscribe to my newsletter online at: http://housingnewsletters.com/michael-addison

Date	Event	Actual	Forecast	Prior
8:30AM	Dec y/y CORE CPI (%)	3.9%	3.8%	4%
8:30AM	Dec m/m CORE CPI (%)	0.3%	0.3%	0.3%
8:30AM	Jan/06 Jobless Claims (k)	202K	210K	202K
Friday, Jan 12				
8:30AM	Dec Core Producer Prices MM (%)	0%	0.2%	0%
8:30AM	Dec Core Producer Prices YY (%)	1.8%	1.9%	2%
Tuesday, Jan 16				
8:30AM	Jan NY Fed Manufacturing	-43.7	-5	-14.5
Wednesday, Jan 17				
8:30AM	Dec Retail Sales (%)	0.6%	0.4%	0.3%
9:15AM	Dec Industrial Production (%)	0.1%	0%	0.2%
10:00AM	Jan NAHB housing market indx	44	39	37
10:00AM	Nov Business Inventories (%)			-0.1%
Thursday, Jan 18				
8:30AM	Dec Building permits: number (ml)	1.495M	1.48M	1.467M
8:30AM	Jan Philly Fed Business Index	-10.6	-7	-10.5
8:30AM	Jan/13 Jobless Claims (k)	187K	207K	202K
8:30AM	Dec Housing starts number mm (ml)	1.46M	1.426M	1.56M
Friday, Jan 19				
10:00AM	Jan Consumer Sentiment (ip)	78.8	70	69.7
10:00AM	Dec Existing home sales (ml)	3.78M	3.82M	3.82M

IF YOU BUILD IT OR BUY IT, WE WILL LEND!

The Federal Savings Bank is an Equal Housing Lender Co. NMLS#411500. For licensing information visit www.nmlsconsumeraccess.org.

Michael Addison



Member FDIC

EQUAL HOUSING LENDER

© 2026 MBS Live, LLC. - This newsletter is a service of MarketNewsletters.com.

The interest rates provided in this newsletter are national averages from independent data sources. Rate/APR terms may differ from those listed above based on the creditworthiness of the borrower. All information provided "as is" for informational purposes only, not intended for trading purposes or financial advice.

Read or subscribe to my newsletter online at: http://housingnewsletters.com/michael-addison