



Guy McAtee

Sr Loan Officer, American Financial Lending, Inc
 NMLS #154570
 20860 N Tatum Blvd #160 BK#0910057 Phoenix, AZ 85050

Office: 602-277-3800
 Mobile: 602-448-3464
 Fax: 602-631-9788
guy@aflending.com

The Sun Also Rises For Housing and Mortgage Markets

There's no shortage of bad news when it comes to the economy and the housing market. But that's no surprise considering the circumstances.

The sheer size and speed of the economic contraction makes it easy to worry about what the future will look like. Has coronavirus changed things **forever**? Is it true that many jobs have been permanently destroyed?

I don't know. No one can **really** know. Many of the more troubling questions won't be able to be answered any time soon. No one can deny things are bad and that some things may stay bad for a long time.

But **hidden** amid the understandable sea of pessimism, there are some reasons for hope. We're not talking about the kind of hope that makes us complacent to the ongoing economic risks. Rather, there are simply some positive counterpoints to the abundant negativity in the recent data. Let's look at **both** sides!

April's Existing Home Sales numbers were released on Thursday, and they easily fell to the lowest levels in years. There's not much of a silver lining here apart from the fact that economists expected the number to be **even lower**.

National Average Mortgage Rates



	Rate	Change	Points
Mortgage News Daily			
30 Yr. Fixed	6.89%	0.00	0.00
15 Yr. Fixed	6.33%	+0.01	0.00
30 Yr. FHA	6.33%	+0.01	0.00
30 Yr. Jumbo	7.05%	0.00	0.00
5/1 ARM	6.58%	0.00	0.00

Freddie Mac

30 Yr. Fixed	6.77%	-0.09	0.00
15 Yr. Fixed	6.05%	-0.11	0.00

Rates as of: 7/22

Market Data

	Price / Yield	Change
MBS UMBS 5.5	99.39	-0.01
MBS GNMA 5.5	99.78	+0.00
10 YR Treasury	4.2325	-0.0200
30 YR Treasury	4.4500	-0.0225

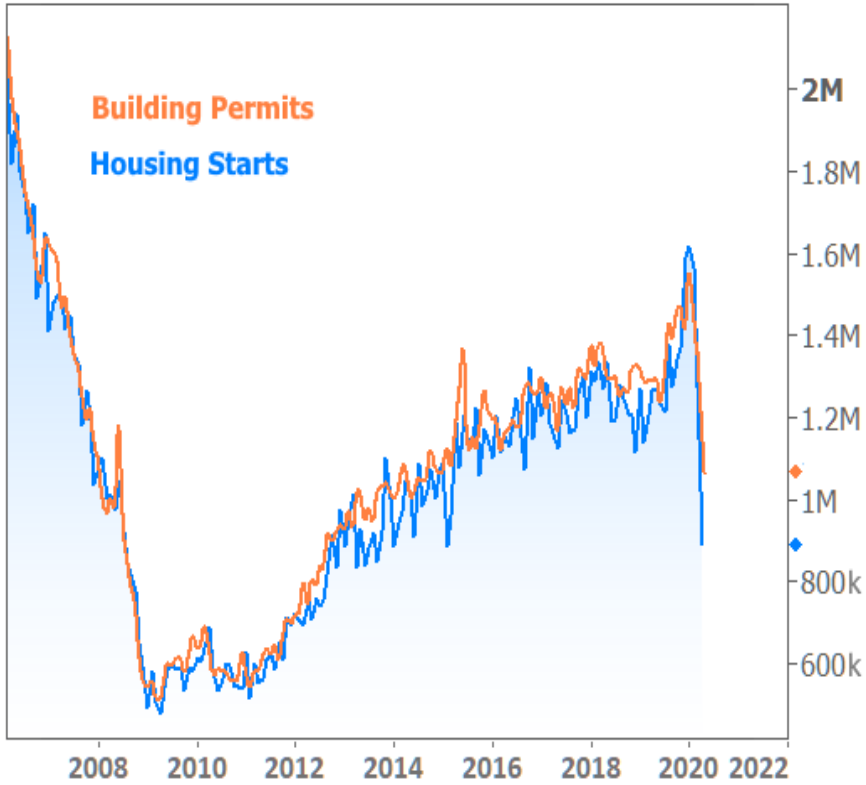
Pricing as of: 7/23 7:08AM EST

Recent Housing Data

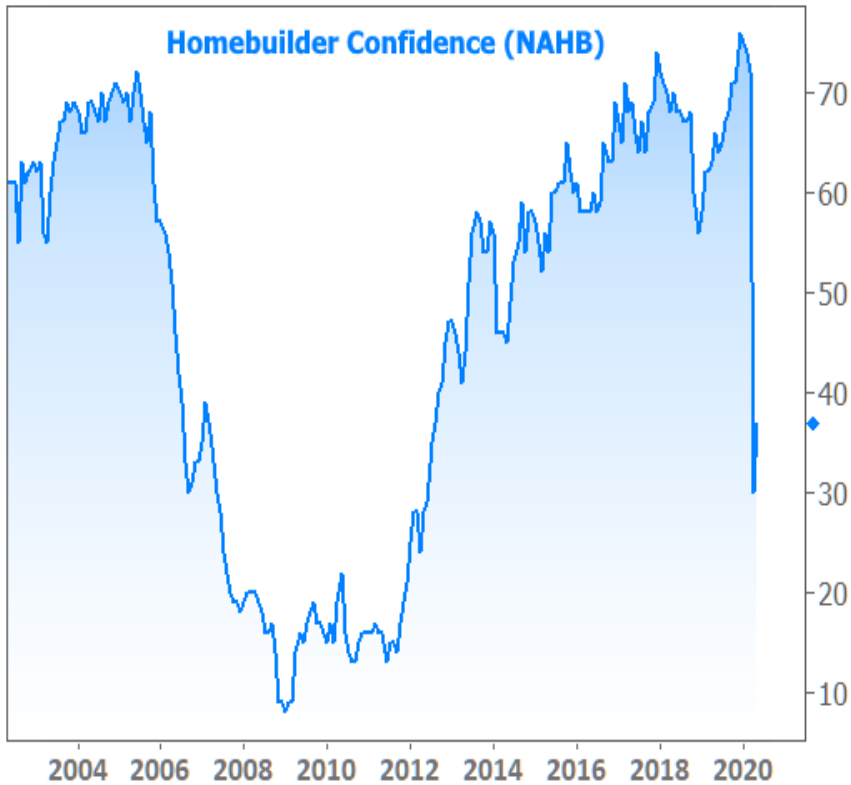
		Value	Change
Mortgage Apps	Jul 10	206.1	-0.19%
Building Permits	Mar	1.46M	-3.95%
Housing Starts	Mar	1.32M	-13.15%
New Home Sales	Mar	693K	+4.68%
Pending Home Sales	Feb	75.6	+1.75%
Existing Home Sales	Feb	3.97M	-0.75%
Builder Confidence	Mar	51	+6.25%



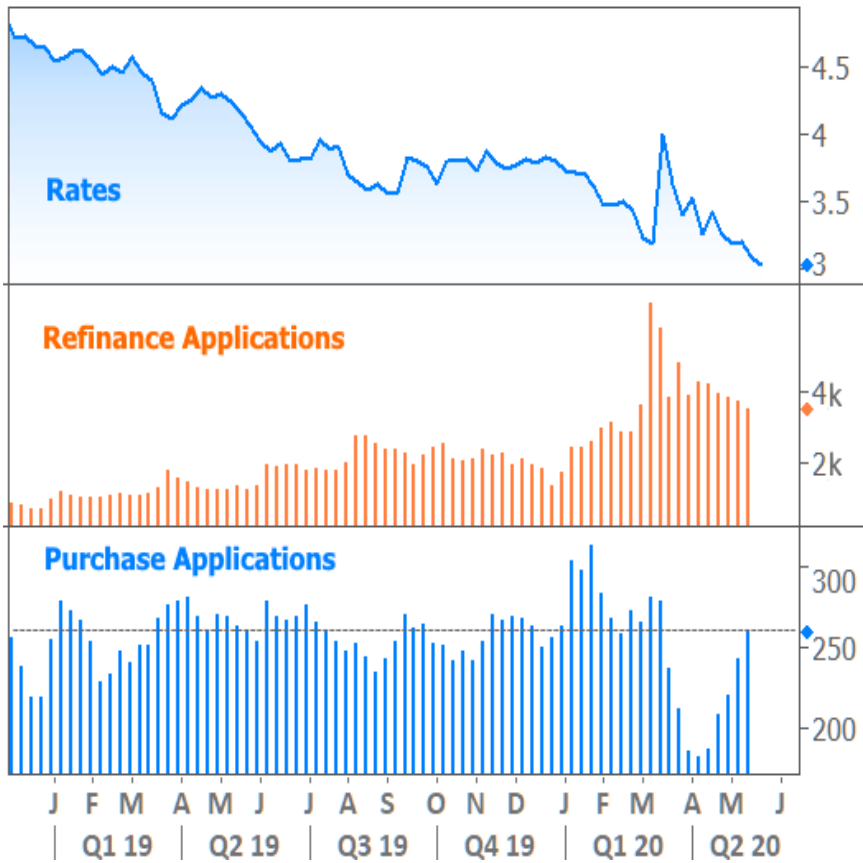
The Existing Home Sales report doesn't capture activity in new construction. For that, we have to turn to other data released this week on new building permits and housing starts (the ground-breaking phase of new construction). Here too, things are quite a bit weaker, but the differences between "starts" and "permits" offer a **clue**. Specifically, the bigger drop in housing starts suggests quarantine measures are **physically preventing** new home construction to a greater degree than a lack of demand.



Perhaps that's why builder confidence has already managed to find its footing. The National Association of Homebuilders (NAHB) reported a **7 point uptick** in confidence on Monday after hitting 8-year lows in last month's survey.



The Mortgage Banker Association's weekly mortgage app survey offers **significantly more detail** on the shift in purchase activity. To be fair, this bounce is greatly benefiting from seasonality (i.e. March and April are typically the strongest months). Even so, if someone says last week's purchase applications were right in line with 2019's average, **they're not lying.**



Can we find fault with the chart above? Is there **cause for concern**? How about the decline in refinance applications? And how does the current level of purchase applications stack up historically? Here's how:

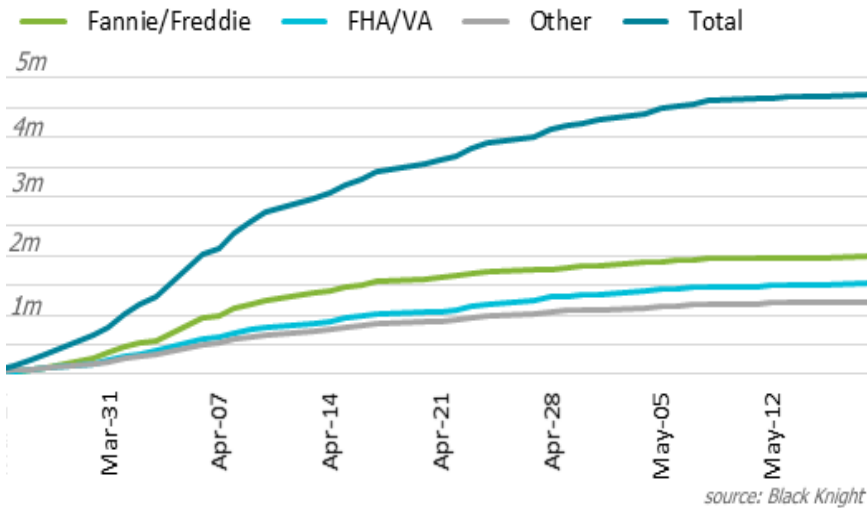


In other words, refi activity is **still higher** than it was in 2016 and not much lower than the last major refi boom in 2011-2013. That's a **staggering** accomplishment considering the operational impediments due to social distancing. It must have something to do with rates hitting all time lows several times in the past 2 weeks.



Is there a counterpoint to the low rate narrative? Several recent newsletters have discussed the mortgage market being in a very precarious state due to the forbearance tidal wave. And while that definitely kept rates higher for certain loan programs, the wave is clearly beginning to level-off now.

ACTIVE FORBEARANCE PLANS



The flattening of **this** curve means mortgage investors are beginning to calm down. As a result, credit availability is improving and puzzlingly high rates are starting to move lower for certain programs and borrowers. This won't happen overnight, but at least it's **beginning** to happen.

That last thought can be applied to the **entire** coronavirus saga. Things have been very bad in ways we've never experienced. Things won't immediately get better for obvious reasons. Nonetheless, we can **still** observe progress and improvement if we know where to look.

Subscribe to my newsletter online at: <http://housingnewsletters.com/mcateeteam>

Recent Economic Data

Date	Event	Actual	Forecast	Prior
Monday, May 18				
10:00AM	May NAHB housing market indx	37	35	30
Tuesday, May 19				
8:30AM	Apr House starts mm: change (%)	-30.2		-22.3
8:30AM	Apr Build permits: change mm (%)	-20.8		-7.0
8:30AM	Apr Housing starts number mm (ml)	0.891	0.927	1.216
8:30AM	Apr Building permits: number (ml)	1.074	1.000	1.350
Wednesday, May 20				
7:00AM	w/e MBA Purchase Index	258.9		243.3
7:00AM	w/e Mortgage Refinance Index	3474.1		3709.3
Thursday, May 21				
8:30AM	May Philly Fed Business Index	-43.1	-41.5	-56.6
8:30AM	w/e Jobless Claims (k)	2438	2400	2981

Event Importance:

- No Stars = Insignificant
- ☆ Low
- ★ Moderate
- ★★ Important
- ★★★ Very Important

Date	Event	Actual	Forecast	Prior
8:30AM	w/e Continued jobless claims (ml)	25.073	24.765	22.833
9:45AM	May PMI-Composite (source:Markit)	36.4		27.0
10:00AM	Apr Existing home sales (ml)	4.33	4.30	5.27
10:00AM	Apr Exist. home sales % chg (%)	-17.8	-18.9	-8.5
Tuesday, May 26				
9:00AM	Mar CaseShiller 20 yy (%)	+3.9	3.4	3.5
9:00AM	Mar Monthly Home Price yy (%)	5.9		5.7
10:00AM	May Consumer confidence	86.6	87.5	86.9
10:00AM	Apr New home sales chg mm (%)	0.6	-21.9	-15.4
10:00AM	Apr New home sales-units mm (ml)	0.623	0.480	0.627
1:00PM	2-Yr Note Auction (bl)	44		
Wednesday, May 27				
7:00AM	w/e MBA Purchase Index	281.2		258.9
7:00AM	w/e Mortgage Refinance Index	3466.2		3474.1
1:00PM	5-Yr Note Auction (bl)	45		
Thursday, May 28				
8:30AM	Q1 GDP Prelim (%)	-5.0	-4.8	-4.8
8:30AM	Apr Durable goods (%)	-17.2	-19.0	-14.7
10:00AM	Apr Pending Sales Index	69.0		88.2
10:00AM	Apr Pending Home Sales (%)	-21.8	-15.0	-20.8
1:00PM	7-Yr Note Auction (bl)	38		
Friday, May 29				
8:30AM	Apr Core PCE Inflation (y/y) (%)	1.0	1.1	1.7
9:45AM	May Chicago PMI	32.3	40.0	35.4
10:00AM	May Consumer Sentiment (ip)	72.3	74.0	73.7

Experience, Responsive, Expertise

Whether you're buying, selling, refinancing, or building your dream home, you have a lot riding on your loan specialist. Since market conditions and mortgage programs change frequently, you need to make sure you're dealing with a top professional who is able to give you quick and accurate financial advice. I have the expertise and knowledge you need to explore the many financing options available.

Ensuring that you make the right choice for you and your family is my ultimate goal. And I am committed to providing my customers with mortgage services that exceed their expectations.

Guy McAtee

