



**Guy McAtee**

Sr Loan Officer, American Financial Lending, Inc  
 NMLS #154570  
 20860 N Tatum Blvd #160 BK#0910057 Phoenix, AZ 85050

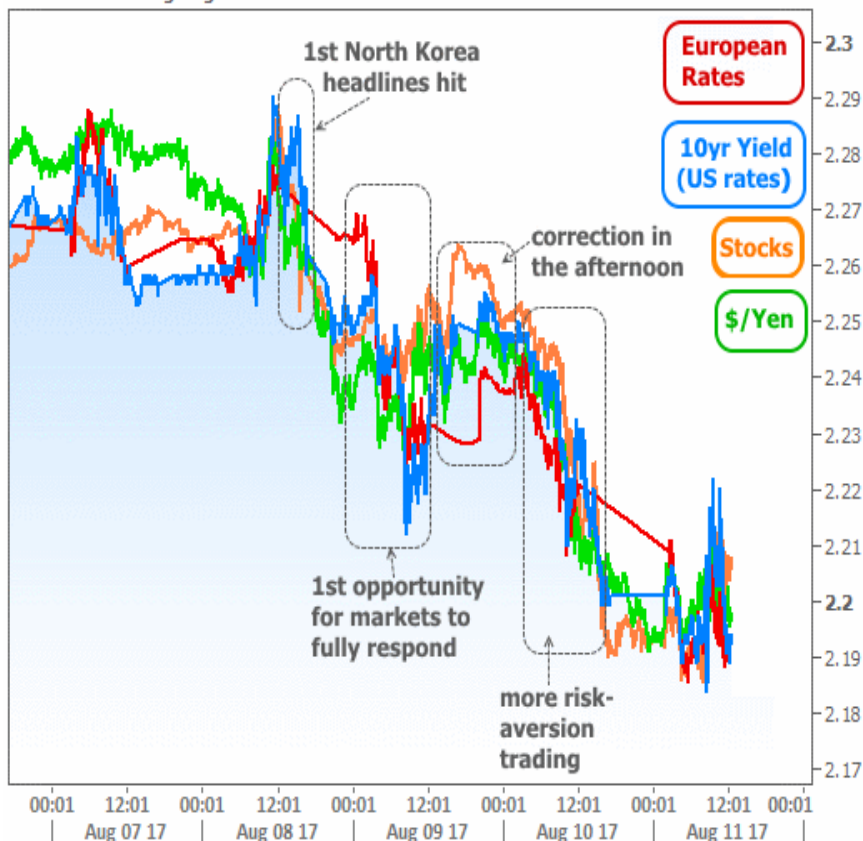
Office: 602-277-3800  
 Mobile: 602-448-3464  
 Fax: 602-631-9788  
[guy@aflending.com](mailto:guy@aflending.com)

## Nuclear Headlines and New Lows For Rates. Coincidence?

This week's news was primarily focused on escalating nuclear rhetoric between the US and North Korea. Meanwhile, mortgage rates dropped to the lowest levels since November 2016. The **connection** between those two developments, however, is debatable.

Right off the bat, let me be clear that the North Korea headlines **absolutely** had an impact on financial markets. The following chart includes stocks, bonds, European rates, and \$/Yen (a great gauge of the broader sentiment toward risk). It shows a clear shift **away from risk** following the North Korea headlines.

Markets Huddling Together



Moreover, the way these metrics are huddling together is typical of a market that is **uncertain** and reacting to **unexpected** geopolitical headlines. In other words, it's just what you'd expect when the threat of global nuclear conflict suddenly takes center stage.

## National Average Mortgage Rates



	Rate	Change	Points
<b>Mortgage News Daily</b>			
30 Yr. Fixed	6.87%	-0.02	0.00
15 Yr. Fixed	6.32%	-0.01	0.00
30 Yr. FHA	6.33%	0.00	0.00
30 Yr. Jumbo	7.05%	0.00	0.00
5/1 ARM	6.59%	+0.01	0.00
<b>Freddie Mac</b>			
30 Yr. Fixed	6.77%	-0.09	0.00
15 Yr. Fixed	6.05%	-0.11	0.00

Rates as of: 7/23

## Market Data

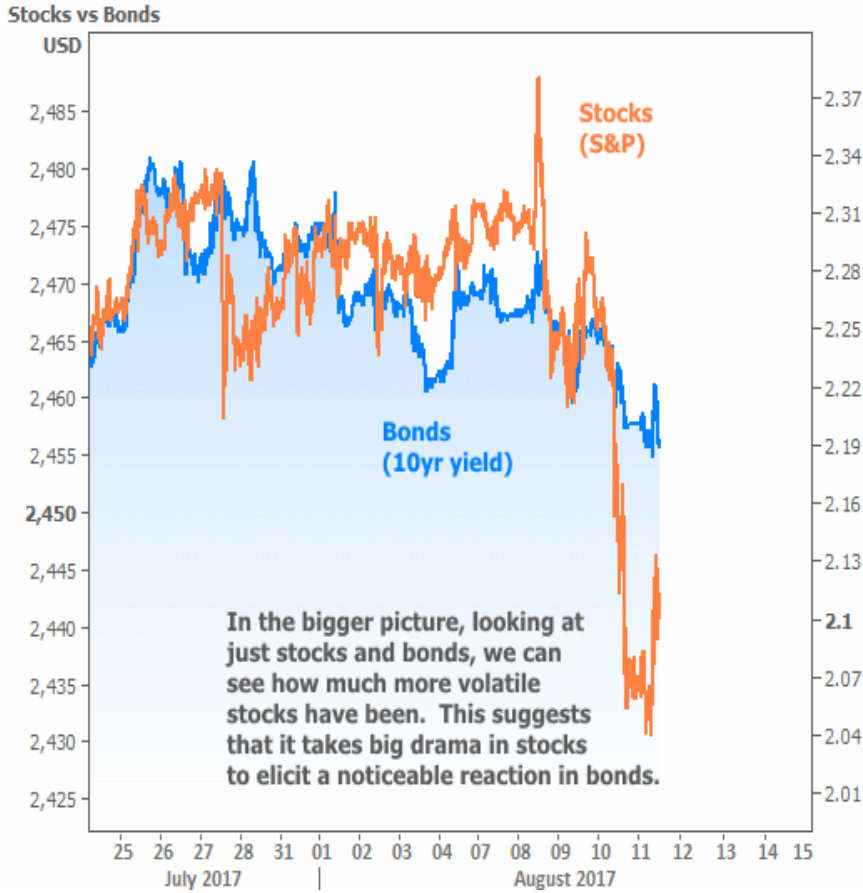
	Price / Yield	Change
MBS UMBS 5.5	99.46	+0.07
MBS GNMA 5.5	99.79	+0.01
10 YR Treasury	4.2291	-0.0234
30 YR Treasury	4.4538	-0.0187

Pricing as of: 7/23 12:56PM EST

## Recent Housing Data

	Value	Change
Mortgage Apps	Jul 10 206.1	-0.19%
Building Permits	Mar 1.46M	-3.95%
Housing Starts	Mar 1.32M	-13.15%
New Home Sales	Mar 693K	+4.68%
Pending Home Sales	Feb 75.6	+1.75%
Existing Home Sales	Feb 3.97M	-0.75%
Builder Confidence	Mar 51	+6.25%

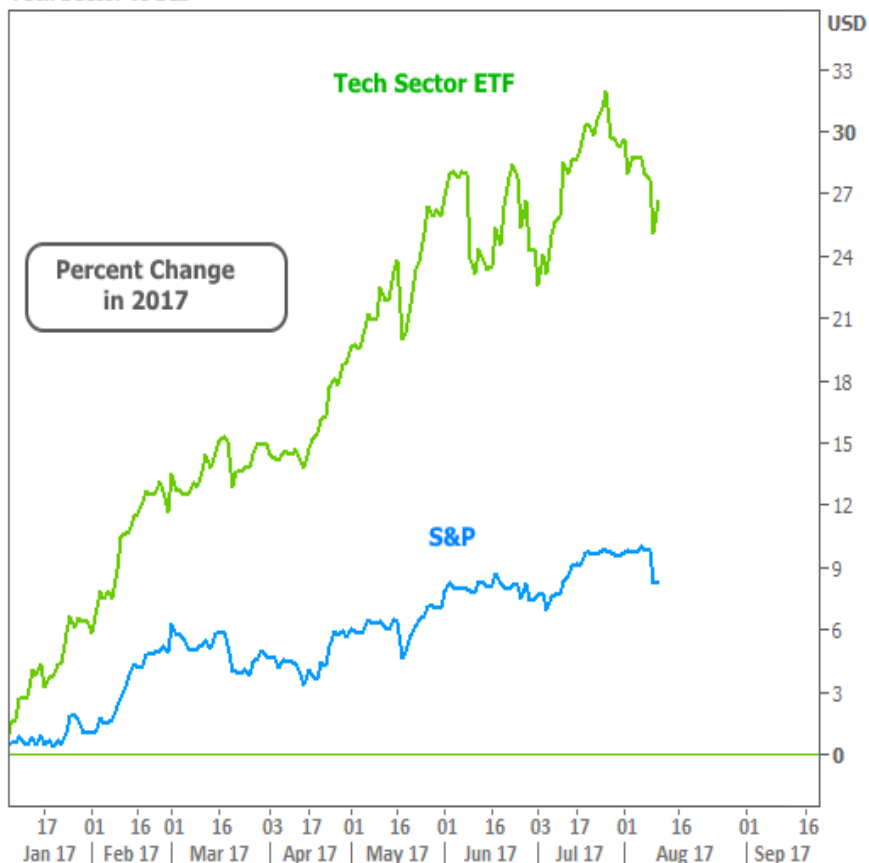
If we zoom out and focus solely on stocks and bonds, the conclusions start to change. The following chart is scaled to the highs and lows that occurred **before** this week. That allows us to see this week's movement **relative** to its recent range.



Clearly, this week was a **much bigger deal for stocks** whereas bonds didn't make it much lower than last week's best levels. That begs the question: was the movement all about the nuclear headlines? After all, we'd expect a more unified response (i.e. a bigger drop in rates) if markets were strictly reacting to geopolitics.

Indeed there were other factors in play (there always are). By mass media accounts, it was the tech sector that resulted in stocks taking a much bigger bath than bonds. It's true that on Thursday alone, several tech giants saw shares drop more than twice as fast as major averages. But that could be just as much a reflection of tech's **massive outperformance** in 2017, combined with recent jitters. In short, the tech sector was more vulnerable and there was more concern about potential weakness coming into the week.

Tech Sector vs S&P



"Vulnerability and concern for potential weakness" is really the theme here. Nuclear headlines simply served as the spark. The tech sector is an extreme example of general investor sentiment. The higher they go, the more worried some investors are about a correction. Because stocks have been **calmly** trading water near all-time highs since late July, and because rates were already close to the lowest levels of the year, stocks had much more to lose this week than rates had to gain.

Rates did make gains though. Mortgage rates, specifically, managed to hit **new lows for the year**, thanks to the modest improvements throughout the week. The broader benchmark for rate momentum--the 10yr Treasury yield--is not yet back to its best levels and there's still a fair amount of ground to cover before making it back to June's lows (just over 2.10%).

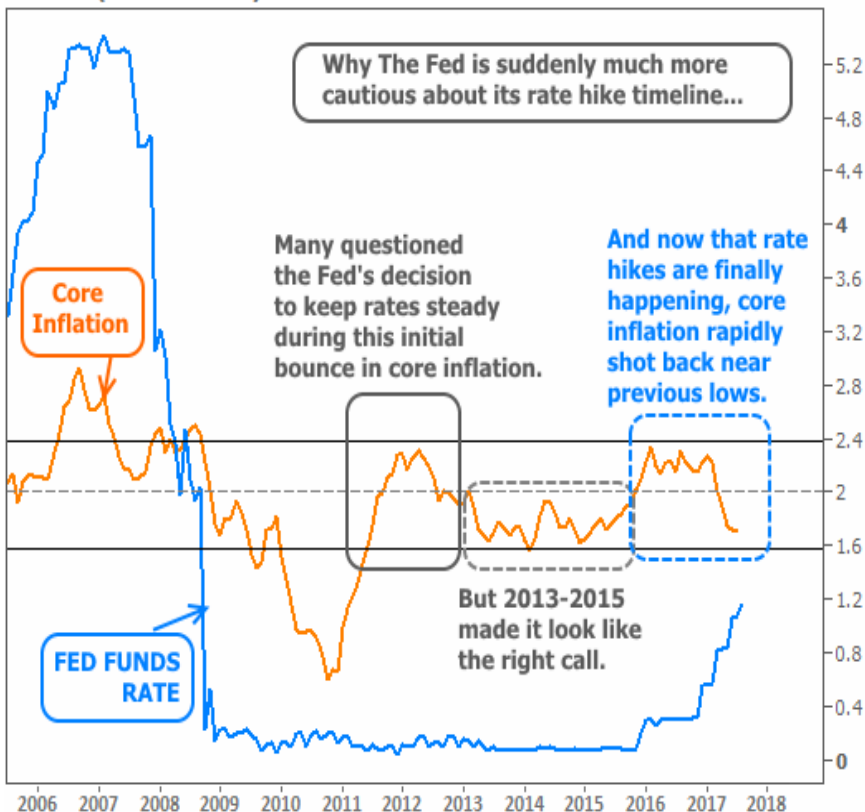


As long as 10yr yields remain above those lows, mortgage rates **won't be willing** to move too much lower. Whether or not those lows are broken depends on several factors.

Naturally, if tensions were to escalate to a certain point with North Korea, bonds would be obliged to soak up some of the money fleeing out of other sectors (excess demand for bonds = lower rates). Even without such dire developments, if that **elusive stock market correction** takes shape, rates would also likely benefit.

One thing we can be sure of is that interest rates will **always** care about what the big central banks are doing. To that end, we've increasingly seen the Fed shy away from its previous commitment to multiple rate hikes in the coming year. The following chart helps explain why.

Core CPI (Year-Over-Year)



In other words, core inflation has fallen too quickly for the Fed to keep harping on an aggressive rate hike schedule. Not all Fed members agree, but some are now saying we don't really need to hike rates until we see how inflation evolves. Most at the Fed agree that now's the time to start tapering the Fed's bond-buying balance sheet, and have generally indicated that September would be the month to implement the plan announced in June.

Given that the European Central Bank is also rumored to open discussion on its own tapering process (not quite the same as what the Fed's doing, but both will impact rates), the next few months of monetary policy are extremely important. Both Janet Yellen and Mario Draghi (head of the European Central Bank) will be attending the Jackson Hole symposium at the end of the month, and investors expect them to use the event to prep financial markets for any upcoming changes.

Subscribe to my newsletter online at: <http://housingnewsletters.com/mcateeteam>

Recent Economic Data

Date	Event	Actual	Forecast	Prior
<b>Tuesday, Aug 08</b>				
1:00PM	3-Yr Note Auction (bl)	24		
<b>Wednesday, Aug 09</b>				
7:00AM	w/e Mortgage Market Index	418.7		406.6
7:00AM	w/e MBA Purchase Index	237.3		235.4
8:30AM	Q2 Labor Costs Preliminary (%)	+0.6	1.2	2.2
8:30AM	Q2 Productivity Preliminary (%)	+0.9	0.7	0.0
10:00AM	Jun Wholesale inventories mm (%)	+0.7	0.6	0.6

Event Importance:

- No Stars = Insignificant
- ☆ Low
- ★ Moderate
- ★★ Important
- ★★★ Very Important

Date	Event	Actual	Forecast	Prior
<b>Thursday, Aug 10</b>				
8:30AM	Jul Producer Prices (%)	-0.1	0.1	0.1
8:30AM	Jul Core Producer Prices YY (%)	+1.8	2.1	1.9
8:30AM	w/e Initial Jobless Claims (k)	244	240	240
<b>Friday, Aug 11</b>				
8:30AM	Jul CPI mm, sa (%)	+0.1	0.2	0.0
8:30AM	Jul Core CPI Year/Year (%)	+1.7	1.7	1.7
<b>Tuesday, Aug 15</b>				
8:30AM	Jul Retail sales mm (%)	0.6	0.4	-0.2
8:30AM	Jul Import prices mm (%)	+0.1	0.1	-0.2
8:30AM	Jul Export prices mm (%)	+0.4	0.2	-0.2
10:00AM	Jun Business inventories mm (%)	+0.5	0.4	0.3
10:00AM	Aug NAHB housing market indx	68	65	64
<b>Wednesday, Aug 16</b>				
7:00AM	w/e Mortgage Market Index	419.1		418.7
8:30AM	Jul Housing starts number mm (ml)	1.155	1.220	1.215
8:30AM	Jul Building permits: number (ml)	1.223	1.250	1.275
<b>Thursday, Aug 17</b>				
8:30AM	Aug Philly Fed Business Index	18.9	18.5	19.5
9:15AM	Jul Industrial Production (%)	+0.2	0.3	0.4
9:15AM	Jul Capacity Utilization (%)	76.7	76.7	76.6
10:00AM	Jul Leading index chg mm (%)	0.3	0.3	0.6
<b>Friday, Aug 18</b>				
10:00AM	Aug Consumer Sentiment Prelim	97.6	94.0	93.4
<b>Wednesday, Oct 11</b>				
1:00PM	10-yr Note Auction (bl)	20		
<b>Thursday, Oct 12</b>				
1:00PM	30-Yr Bond Auction (bl)	12		

## Experience, Responsive, Expertise

Whether you're buying, selling, refinancing, or building your dream home, you have a lot riding on your loan specialist. Since market conditions and mortgage programs change frequently, you need to make sure you're dealing with a top professional who is able to give you quick and accurate financial advice. I have the expertise and knowledge you need to explore the many financing options available.

Ensuring that you make the right choice for you and your family is my ultimate goal. And I am committed to providing my customers with mortgage services that exceed their expectations.

**Guy McAtee**

