



**Guy McAtee**

Sr Loan Officer, American Financial Lending, Inc  
 NMLS #154570  
 20860 N Tatum Blvd #160 BK#0910057 Phoenix, AZ 85050

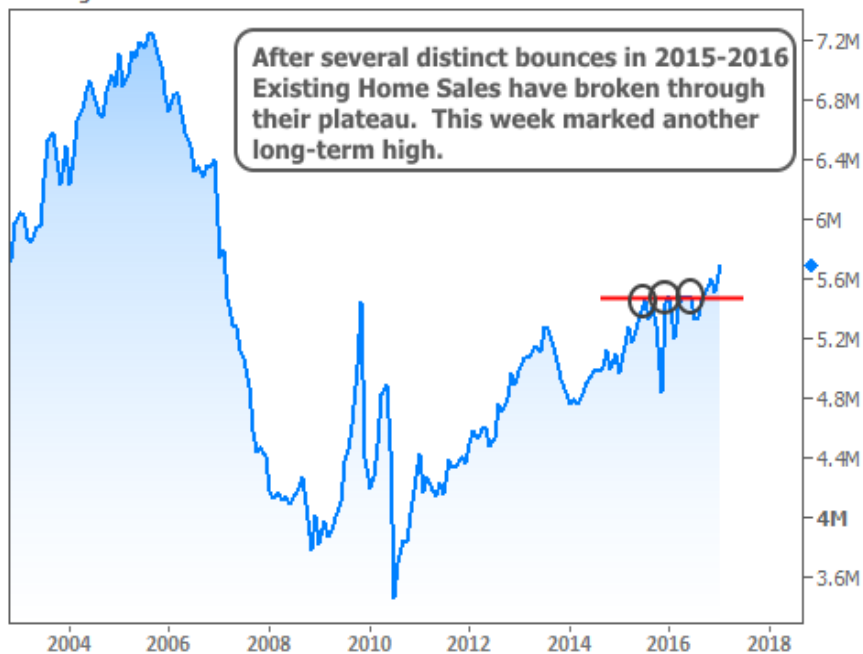
Office: 602-277-3800  
 Mobile: 602-448-3464  
 Fax: 602-631-9788  
[guy@aflending.com](mailto:guy@aflending.com)

## Housing Market Resilience Defying The Odds

Given an ongoing plateau in home sales figures in 2015-2016, many housing economists thought the late 2016 rate spike would cement a slow-down for the housing market. Although purchase applications definitely took a hit at first, sales metrics have come roaring back.

Nowhere has this been more apparent than in Existing Home Sales, which hit another near-decade-long high this week. Granted, we haven't returned to 2004-2006 levels, but some would say that's a good thing as the current annual pace of 5.69 mln homes is more sustainable.

Existing Home Sales



New Home Sales haven't hit new highs for several months, but the positive trend remains very much intact. They improved this week to an annual pace of 555k vs 535k previously.

## National Average Mortgage Rates



|  | Rate | Change | Points |
|--|------|--------|--------|
|--|------|--------|--------|

### Mortgage News Daily

|              |       |       |      |
|--------------|-------|-------|------|
| 30 Yr. Fixed | 6.87% | -0.02 | 0.00 |
| 15 Yr. Fixed | 6.32% | -0.01 | 0.00 |
| 30 Yr. FHA   | 6.33% | 0.00  | 0.00 |
| 30 Yr. Jumbo | 7.05% | 0.00  | 0.00 |
| 5/1 ARM      | 6.59% | +0.01 | 0.00 |

### Freddie Mac

|              |       |       |      |
|--------------|-------|-------|------|
| 30 Yr. Fixed | 6.77% | -0.09 | 0.00 |
| 15 Yr. Fixed | 6.05% | -0.11 | 0.00 |

Rates as of: 7/23

## Market Data

|                | Price / Yield | Change  |
|----------------|---------------|---------|
| MBS UMBS 5.5   | 99.43         | +0.04   |
| MBS GNMA 5.5   | 99.81         | +0.03   |
| 10 YR Treasury | 4.2413        | -0.0112 |
| 30 YR Treasury | 4.4720        | -0.0005 |

Pricing as of: 7/23 2:51PM EST

## Recent Housing Data

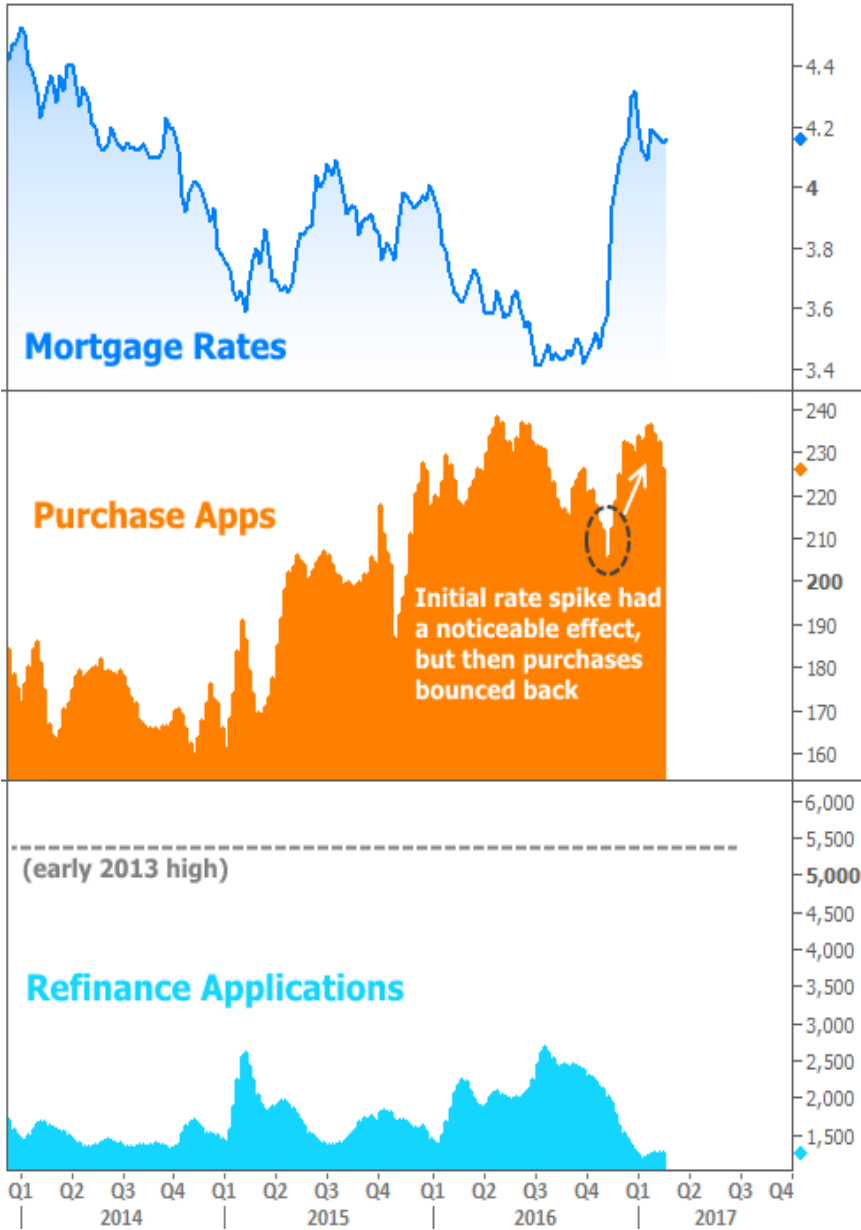
|                     |        | Value | Change  |
|---------------------|--------|-------|---------|
| Mortgage Apps       | Jul 10 | 206.1 | -0.19%  |
| Building Permits    | Mar    | 1.46M | -3.95%  |
| Housing Starts      | Mar    | 1.32M | -13.15% |
| New Home Sales      | Mar    | 693K  | +4.68%  |
| Pending Home Sales  | Feb    | 75.6  | +1.75%  |
| Existing Home Sales | Feb    | 3.97M | -0.75%  |
| Builder Confidence  | Mar    | 51    | +6.25%  |

New Home Sales



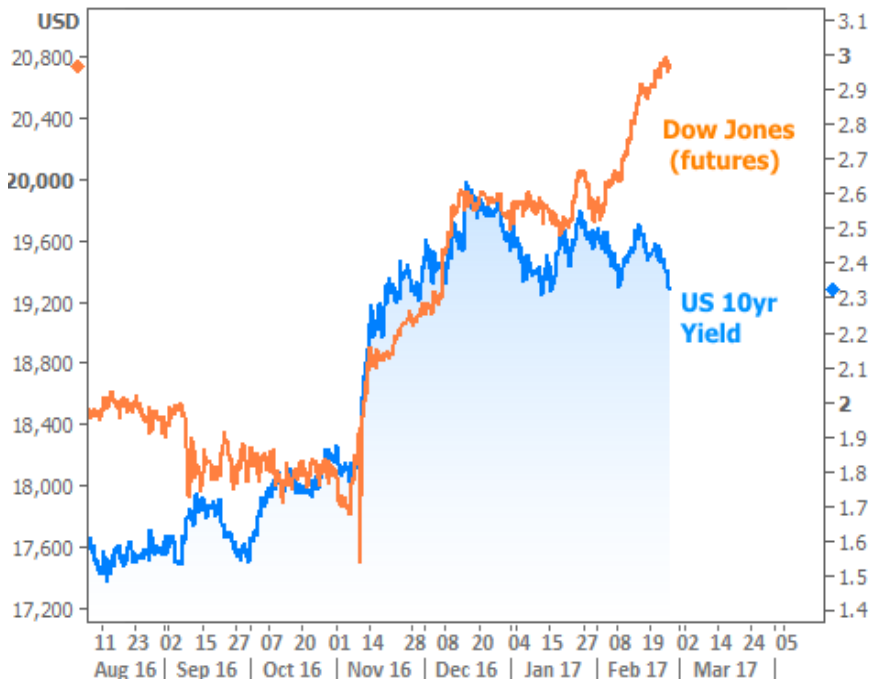
Perhaps just as heartening (or disheartening, depending on your position) is the current level of **price appreciation** seen in home sales figures as well as dedicated home price reports. Median prices in January rose **7.1 percent** for existing homes and **7.4 percent** for New Homes. In [separate data](#), the FHFA (which oversees Fannie and Freddie) reported a 6.2 percent annual rate of appreciation at the end of 2016, citing tight inventory as a key factor.

Forward-Looking indicators suggest the sales trends should remain in pretty good shape. While the Mortgage Bankers Association reported a [decline in applications](#) this week, **purchase apps** are still in pretty strong territory relative to the recent post-rate-spike lows. Refi applications have already taken the brunt of their expected damage and continue bouncing along their typical long-term lows.



If the resilience in housing metrics wasn't encouraging enough, this week also saw **emerging resilience in interest rates**--a phenomenon made all the more interesting by the fact that rates have diverged from other indicators like stocks. In the post-election time-frame, rates and stocks had generally been moving together until this month.

Stocks vs Bonds



While it's tempting to chalk this divergence up to "earnings season" (something that occasionally accounts for stocks marching to their own beat), we have just as much evidence of rates marching to **their** own beat. Case in point, 10yr yields (a good proxy for mortgage rate momentum) have **broken away** from their strong correlation with Fed rate hike expectations.

Divergence Between Bonds and Rate Hike Expectations



**What does this mean for you?** Quite simply, rates are in a consolidation pattern. The highs are getting lower and the lows are holding steady. Such patterns are not uncommon after the sort of rate spike seen at the end of 2016. We'll explore the historical implications of a breakout as soon as it happens, but until then, it makes more sense to expect rates to bounce when they approach recent highs or lows.

US 10yr Yield



Next week brings a **hefty slate** of scheduled economic data and potential market-movers. Note that the big jobs report is postponed from its typical "first Friday of the month" time slot and will instead be out on Friday March 10th.

Subscribe to my newsletter online at: <http://housingnewsletters.com/mcateeteam>

## Recent Economic Data

| Date                     | Event                           | Actual | Forecast | Prior |
|--------------------------|---------------------------------|--------|----------|-------|
| <b>Tuesday, Feb 21</b>   |                                 |        |          |       |
| 1:00PM                   | 2-Yr Note Auction (bl)          | 26     |          |       |
| <b>Wednesday, Feb 22</b> |                                 |        |          |       |
| 7:00AM                   | w/e Mortgage Market Index       | 371.5  |          | 379.0 |
| 10:00AM                  | Jan Existing home sales (ml)    | 5.69   | 5.54     | 5.49  |
| 1:00PM                   | 5-Yr Note Auction (bl)          | 34     |          |       |
| <b>Thursday, Feb 23</b>  |                                 |        |          |       |
| 8:30AM                   | w/e Initial Jobless Claims (k)  | 244    | 245      | 239   |
| 9:00AM                   | Dec Monthly Home Price yy (%)   | 6.2    |          | 6.1   |
| 9:00AM                   | Dec Monthly Home Price mm (%)   | 0.4    |          | 0.5   |
| 1:00PM                   | 7-Yr Note Auction (bl)          | 28     |          |       |
| <b>Friday, Feb 24</b>    |                                 |        |          |       |
| 10:00AM                  | Jan New home sales chg mm (%)   | +3.7   | 6.3      | -10.4 |
| 10:00AM                  | Feb U Mich Sentiment Final (ip) | 96.3   | 96.0     | 95.7  |
| <b>Monday, Feb 27</b>    |                                 |        |          |       |
| 8:30AM                   | Jan Durable goods (%)           | +1.8   | 1.8      | -0.5  |

## Event Importance:

No Stars = Insignificant

☆ Low

★ Moderate

★★ Important

★★★ Very Important

| Date                     | Event                            | Actual | Forecast | Prior |
|--------------------------|----------------------------------|--------|----------|-------|
| <b>Tuesday, Feb 28</b>   |                                  |        |          |       |
| 8:30AM                   | Q4 GDP Prelim (%)                | +1.9   | 2.1      | 1.9   |
| 9:00AM                   | Dec CaseShiller 20 yy (%)        | +5.6   | 5.3      | 5.3   |
| 9:45AM                   | Feb Chicago PMI                  | 57.4   | 53.0     | 50.3  |
| 10:00AM                  | Feb Consumer confidence          | 114.8  | 111.0    | 111.8 |
| <b>Wednesday, Mar 01</b> |                                  |        |          |       |
| 7:00AM                   | w/e Mortgage Market Index        | 392.9  |          | 371.5 |
| 8:30AM                   | Jan Personal income mm (%)       | +0.4   | 0.3      | 0.3   |
| 8:30AM                   | Jan Consumption, adjusted mm (%) | +0.2   | 0.3      | 0.5   |
| 8:30AM                   | Jan Core PCE price index yy (%)  | +1.7   |          | 1.7   |
| 10:00AM                  | Feb ISM Manufacturing PMI        | 57.7   | 56.0     | 56.0  |
| 10:00AM                  | Jan Construction spending (%)    | -1.0   | 0.6      | -0.2  |
| <b>Thursday, Mar 02</b>  |                                  |        |          |       |
| 9:45AM                   | Feb ISM-New York index           | 731.9  |          | 731.3 |
| <b>Friday, Mar 03</b>    |                                  |        |          |       |
| 10:00AM                  | Feb ISM N-Mfg PMI                | 57.6   | 56.5     | 56.5  |
| <b>Wednesday, Apr 05</b> |                                  |        |          |       |
| 2:00PM                   | FOMC Minutes                     |        |          |       |

## Experience, Responsive, Expertise

Whether you're buying, selling, refinancing, or building your dream home, you have a lot riding on your loan specialist. Since market conditions and mortgage programs change frequently, you need to make sure you're dealing with a top professional who is able to give you quick and accurate financial advice. I have the expertise and knowledge you need to explore the many financing options available.

Ensuring that you make the right choice for you and your family is my ultimate goal. And I am committed to providing my customers with mortgage services that exceed their expectations.

Guy McAtee

