



Guy McAtee

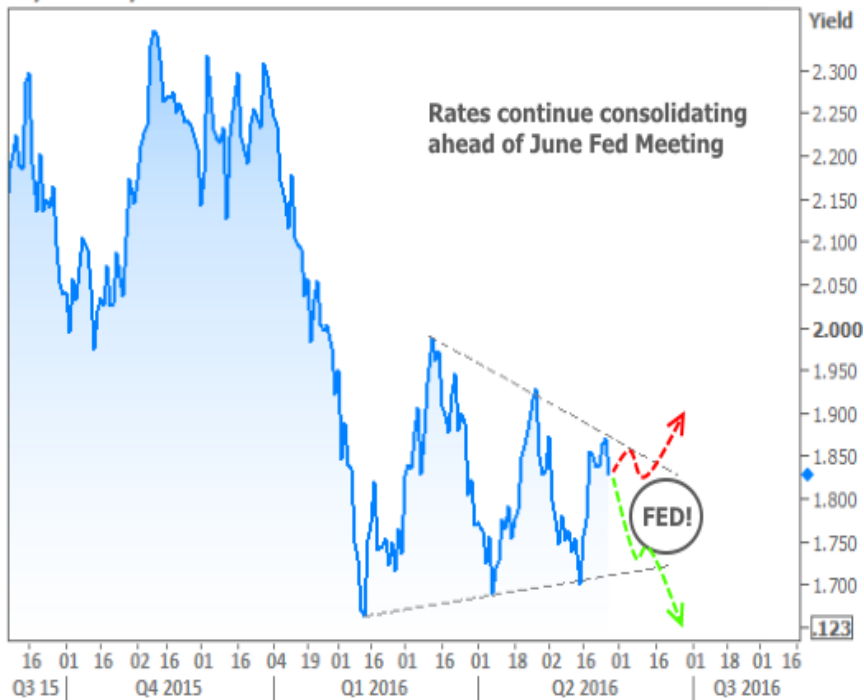
Sr Loan Officer, American Financial Lending, Inc
 NMLS #154570
 20860 N Tatum Blvd #160 BK#0910057 Phoenix, AZ 85050

Office: 602-277-3800
 Mobile: 602-448-3464
 Fax: 602-631-9788
guy@aflending.com

Rates Surge Lower After Massively Weak Jobs Report

Back and forth and back and forth... Rates have been bouncing reliably in an increasingly narrow range for most of 2016. The regularity of these bounces is **somewhat astonishing**--almost as if markets set a course for the June 2016 Fed meeting and said "we'll decide which way to break out when the time comes." Here's the chart I used to convey this sentiment last week:

10yr Treasury Yield



Rates remained under a fair amount of pressure during this most recent visit to the high side of the range (last week), but **began to find their footing** on this holiday-shortened week. The first positive clue came on Thursday as rates reacted favorably to a press conference with European Central Bank (ECB) President Mario Draghi.

The ECB already has a negative policy rate, which definitely qualifies as "accommodative" in terms of monetary policy. Some investors were worried that Draghi might back down from the accommodative stance in some small way. This wasn't a major source pressure on interest rates, but it was enough to prevent a meaningful move lower.

National Average Mortgage Rates



	Rate	Change	Points
Mortgage News Daily			
30 Yr. Fixed	6.87%	-0.02	0.00
15 Yr. Fixed	6.32%	-0.01	0.00
30 Yr. FHA	6.33%	0.00	0.00
30 Yr. Jumbo	7.05%	0.00	0.00
5/1 ARM	6.59%	+0.01	0.00

Freddie Mac

30 Yr. Fixed	6.77%	-0.09	0.00
15 Yr. Fixed	6.05%	-0.11	0.00

Rates as of: 7/23

Market Data

	Price / Yield	Change
MBS UMBS 5.5	99.37	-0.02
MBS GNMA 5.5	99.74	-0.04
10 YR Treasury	4.2530	+0.0005
30 YR Treasury	4.4842	+0.0117

Pricing as of: 7/23 4:52PM EST

Recent Housing Data

		Value	Change
Mortgage Apps	Jul 10	206.1	-0.19%
Building Permits	Mar	1.46M	-3.95%
Housing Starts	Mar	1.32M	-13.15%
New Home Sales	Mar	693K	+4.68%
Pending Home Sales	Feb	75.6	+1.75%
Existing Home Sales	Feb	3.97M	-0.75%
Builder Confidence	Mar	51	+6.25%

Instead, Draghi doubled down, saying that rates would stay at current levels **or lower** (even more negative!) until well after the ECB's bond buying programs end in March 2017. With that, rates at home and abroad began shifting lower from the very narrow range they'd been holding since May 18th.

The following day brought the big Employment Situation report (aka "the jobs report," or simply "NFP" because of its chief component Nonfarm Payrolls).

NFP is the **undisputed all-time king** of bond market movers when it comes to economic data. It ALWAYS has the ability to shake things up in a big way on the day of its release. Historically, it's shaken things up well beyond that, often setting the trading tone for an entire month.

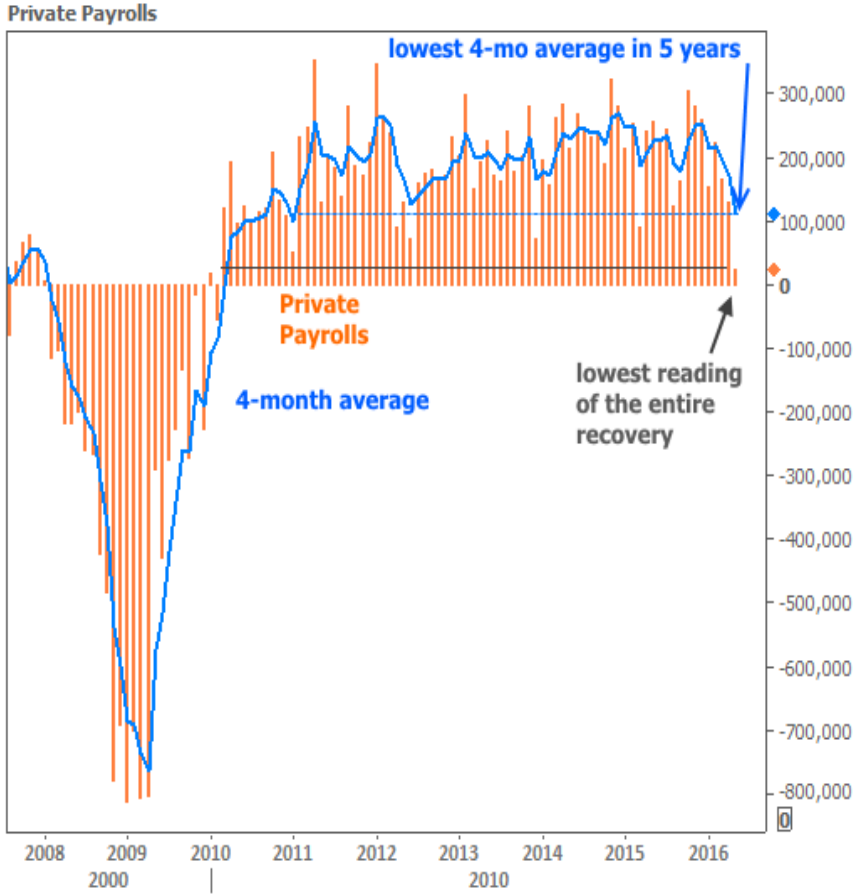
That longer-term capability has been **consistently waning** as job creation has remained refreshingly strong and steady--so much so that markets have been able to gloss over several recent jobs reports without much of a reaction.

This was/is quite logical. After all, **the Fed isn't as concerned** with payroll growth as much as inflation and global economic stability. With inflation holding steady enough on top of ongoing labor market strength, fears ramped up for a June or July rate hike.

The only thorn in the Fed's side when it came to committing to a June hike is the chance that the U.K. votes to exit the European Union on June 23rd. This could cause significant disruptions in currency markets and end up making a **Fed hike** on June 15th look premature.

With all of the above in mind, the Fed has been preoccupied with getting a read on the likelihood of a **British EU exit (aka "Brexit")**. As such, markets have reacted to Brexit-related headlines as they've become available. In general, the more possible Brexit is, the more markets trade like there's no chance of a Fed hike in June.

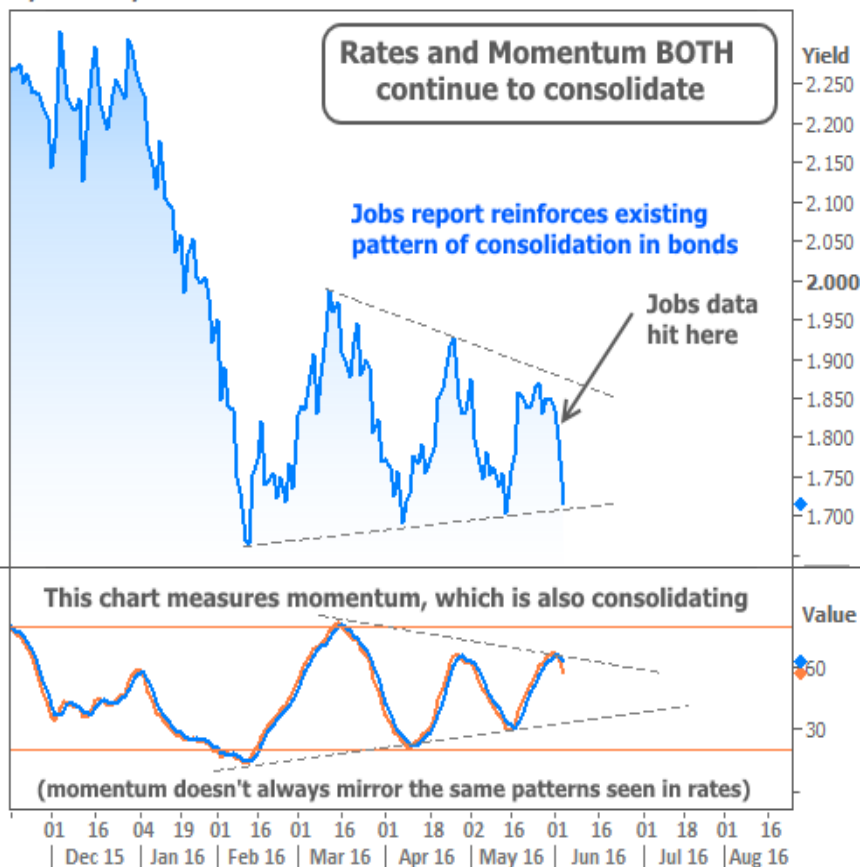
Enter this week's jobs report. Whereas Brexit was the only major hurdle for the Fed to clear, this Employment report was **so catastrophically weak** that the Fed may, once again, be forced to consider the state of the labor market before hiking. Nonfarm Payrolls came in at a paltry 38k versus a median forecast of 164k. In the following long term chart of private payrolls (a more stable metric than nonfarm payrolls, which are periodically distorted due to Census-related hiring), it's easy to see just how different this particular report was compared to most any other report in recent memory.



Granted, we have several historical examples of ultra-weak jobs reports being revised stronger in the following month, but the Fed certainly can't assume that will happen again this time. They'll be **forced to wait and see** how the next jobs report comes out--something that all but eliminates the risk of a rate hike in June.

Bond markets wasted no time in trading accordingly. 10yr Treasury yields and mortgage rates **surged lower**, almost fully closing the gap on that long-term range. In addition to the consolidation in rates themselves, momentum is also consolidating. That's not always the case, and it simply speaks to a sincere level of indecision about what the future holds for rates.

10yr Treasury Yield and Momentum



Bottom line: the long-term pattern has been reinforced in a major way this week. We've gone from being at risk of an unfriendly breakout to the possibility of a friendly breakout (of the lower side of the range).

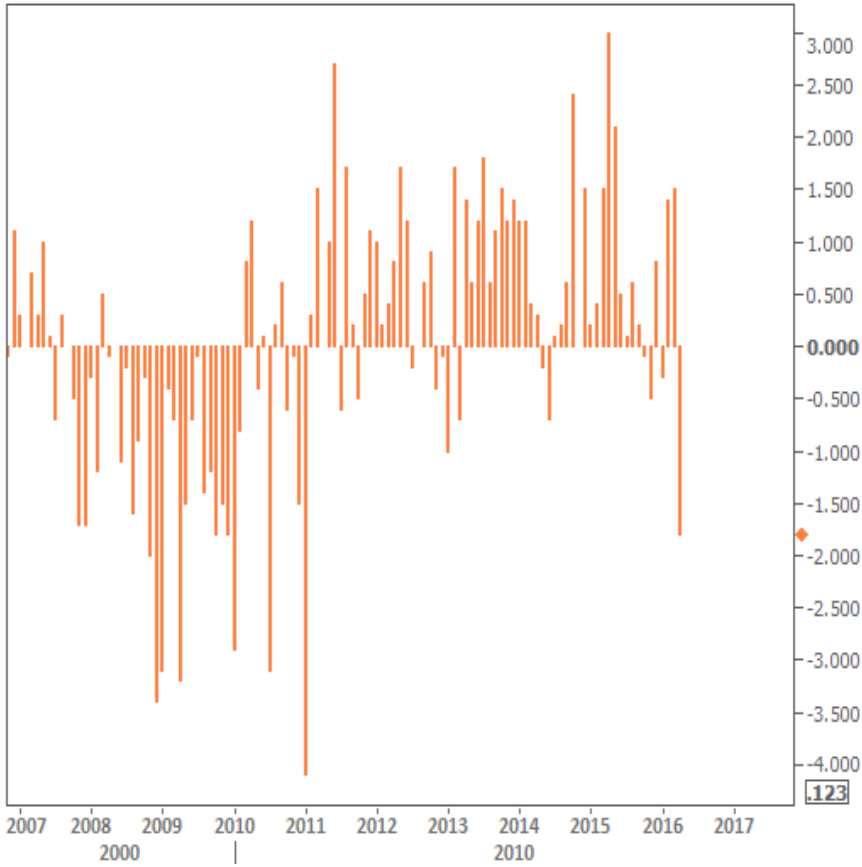
Other Economic Data and Housing-Specific News

Among the week's more interesting stories, a [Redfin survey](#) suggests that buyers are **increasingly worried about other buyers**. Whereas affordability and inventory concerns are right in line with Q4 2015 levels, concerns over competition have risen by 8 percent.

In somewhat of a departure from last week's FHFA news that had annual **home price appreciation** running over 6%, this week's [Case-Shiller data](#) pegs the figure at 5.2 percent, down a bit from last month's 5.4 percent reading. Notably, several Western regions remain in double digit territory.

Not that it's a particularly highly regarded piece of data, but [Construction Spending](#) asked for some of this week's spotlight, falling at the fastest pace in **more than 5 years**. As the chart shows, this data is prone to volatility, not to mention the fact that we're still dealing with less than a 2 percent drop.

Construction Spending (% change)



Subscribe to my newsletter online at: <http://housingnewsletters.com/mcateeteam>

Recent Economic Data

Date	Event	Actual	Forecast	Prior
Tuesday, May 31				
9:45AM	May Chicago PMI	49.3	50.7	50.4
10:00AM	May Consumer confidence	92.6	96.0	94.2
Wednesday, Jun 01				
10:00AM	May ISM Manufacturing PMI	51.3	50.4	50.8
10:00AM	Apr Construction spending (%)	-1.8	0.6	0.3
Thursday, Jun 02				
8:15AM	May ADP National Employment (k)	173.0	175	156
8:30AM	w/e Initial Jobless Claims (k)	267	270	268
Friday, Jun 03				
8:30AM	May Non-farm payrolls (k)	+38	164	160
8:30AM	May Unemployment rate mm (%)	4.7	4.9	5.0
10:00AM	May ISM N-Mfg Bus Act	55.1		58.8
10:00AM	May ISM N-Mfg PMI	52.9	55.5	55.7

Event Importance:

- No Stars = Insignificant
- ☆ Low
- ★ Moderate
- ★★ Important
- ★★★ Very Important

Date	Event	Actual	Forecast	Prior
Tuesday, Jun 07				
1:00PM	3-Yr Note Auction (bl)	24		
Wednesday, Jun 08				
7:00AM	w/e Mortgage Market Index	520.4		476.1
Thursday, Jun 09				
10:00AM	Apr Wholesale inventories mm (%)	+0.6	0.1	0.1
Tuesday, Jul 12				
1:00PM	10-yr Note Auction (bl)	20		
Wednesday, Jul 13				
1:00PM	30-Yr Bond Auction (bl)	12		

Experience, Responsive, Expertise

Whether you're buying, selling, refinancing, or building your dream home, you have a lot riding on your loan specialist. Since market conditions and mortgage programs change frequently, you need to make sure you're dealing with a top professional who is able to give you quick and accurate financial advice. I have the expertise and knowledge you need to explore the many financing options available.

Ensuring that you make the right choice for you and your family is my ultimate goal. And I am committed to providing my customers with mortgage services that exceed their expectations.

Guy McAtee

