Mark Foley
Marketing Technologist - Licensed Loan Originator,
Homestead Funding Corp
148387
8 Airline Drive Albany, NY 12205

Office: 518-292-1614
Mobile: 518-369-9993
mfoley@homesteadfunding.com
View My Website

Fed May Be Hiking in March, But Higher Rates Are Here Today

In the past 2 weeks, press coverage of the Federal Reserve's policy outlook has ramped up significantly. The Fed is now expected to start **hiking rates in March** and to hike more than previously expected in 2022. If you think that gives you time to get a mortgage before rates go up, think again.

While Fed policy has an impact on the entire financial market, the only major rate they control is the Fed Funds Rate--an overnight rate that applies to the shortest term borrowing between large financial institutions. That's a **distinctly different** animal than mortgage rates.

The Fed Funds Rate is currently expressed as a target range between 0% and 0.25% also known as the **lower bound** or simply "zero." In 2015, the Fed managed to embark on a series of hikes culminating in a 2.25-2.50% range by the end of 2018, but from 2009 through most of 2015, it was also at the lower bound.

Despite that, mortgage rates found a way to **jump by more than 1%** in less than 2 months in the middle of 2013 (a brutally fast move in the mortgage world). The culprit was the taper tantrum: the market's reaction to the Fed signaling that it was considering winding down (or "tapering") its rate-friendly asset purchases.

The most sincere tapering threats began in May 2013. Fed policy officially mentioned tapering on June 19. By the first week in July, the damage was done. It was **almost 6 months later** before the Fed officially announced the tapering plan, and almost another 2 years before they finally lifted rates from the zero lower bound.

National Average Mortgage Rates

Mortgage News Daily	Rate	Change	Points
30YR Fixed	7.29%	-0.06	0.00
15YR Fixed	6.95%	-0.05	0.00
30YR FHA	6.91%	-0.08	0.00
30YR Jumbo	7.55%	-0.05	0.00
7/6 SOFR	6.88%	+0.02	0.00
30YR VA	6.92%	-0.08	0.00

Rates as of: 10/29

MBS and Treasury

	Price / Yield	Change
MBS UMBS 6.0	99.68	+0.09
10 YR Treasury	4.9705	-0.0460
30 YR Treasury	5.3125	-0.0328

Pricing as of: 10/29 3:43PM EST

Recent Housing Data

		Value	Change
Mortgage Apps	Oct 14	188.6	-5.32%
Building Permits	Sep	1.4M	+0.43%
Housing Starts	Sep	1.22M	-4.24%
New Home Sales	Aug	684K	+12.69%
Pending Home Sales	Aug	71.2	0%
Existing Home Sales	Oct	3.99M	+0.25%
Builder Confidence	Oct	29	-9.38%

© 2026 MBS Live, LLC. - This newsletter is a service of MarketNewsletters.com.

The interest rates provided in this newsletter are national averages from independent data sources. Rate/APR terms may differ from those listed above based on the creditworthiness of the borrower. All information provided "as is" for informational purposes only, not intended for trading purposes or financial advice.

Read or subscribe to my newsletter online at: http://housingnewsletters.com/markfoley-homesteadfunding

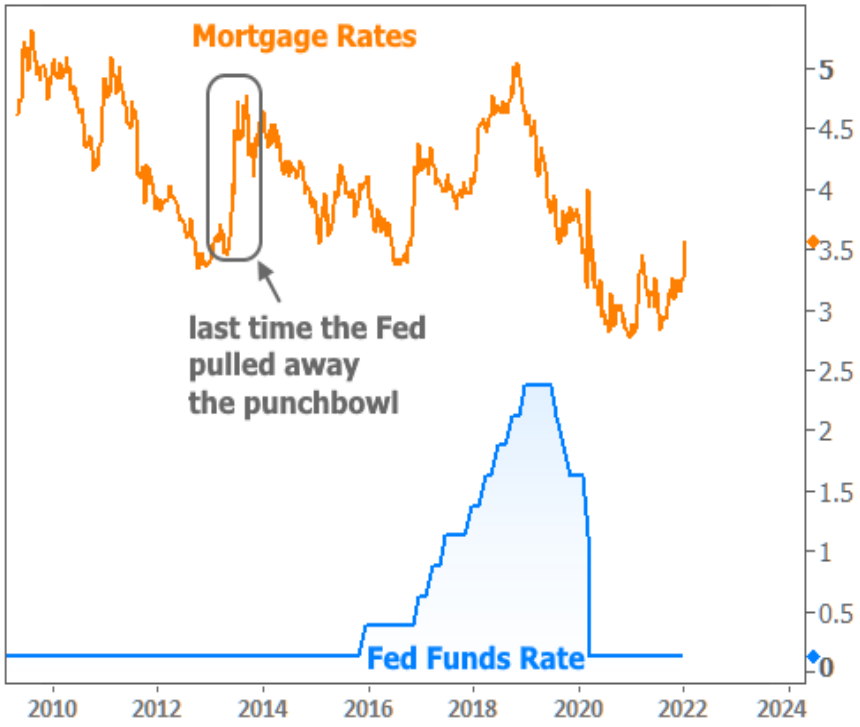

Things are **different** this time around, and we're **not** likely to see rates spike abruptly as they did in the past. But in relative terms, this winter is the modern day equivalent of the taper tantrum months in 2013. There was plenty to discuss on this topic last week, which had already taken rates to their highest levels in nearly 2 years.

This week initially brought a brief **respite** from the chaos. Rates were slightly higher on Monday, but fell over the next 2 days. Thursday was mixed, but still strong enough to hold out hope that rates had found their near-term ceiling.

Then came Friday. It began with a sliver of hope. Retail Sales (an important economic report) came in weaker than expected. That's not good for the economy, but interest rates tend to benefit from bad economic news. Nonetheless, the bond market (which dictates rates) barely budged. One theory is that traders can look past month-to-month volatility when sales have been generally much higher than normal. Even now, the 12 month average of Retail Sales is 1.5%, roughly double the highest pre-covid levels.

© 2026 MBS Live, LLC. - This newsletter is a service of MarketNewsletters.com.

The interest rates provided in this newsletter are national averages from independent data sources. Rate/APR terms may differ from those listed above based on the creditworthiness of the borrower. All information provided "as is" for informational purposes only, not intended for trading purposes or financial advice.

Read or subscribe to my newsletter online at: http://housingnewsletters.com/markfoley-homesteadfunding

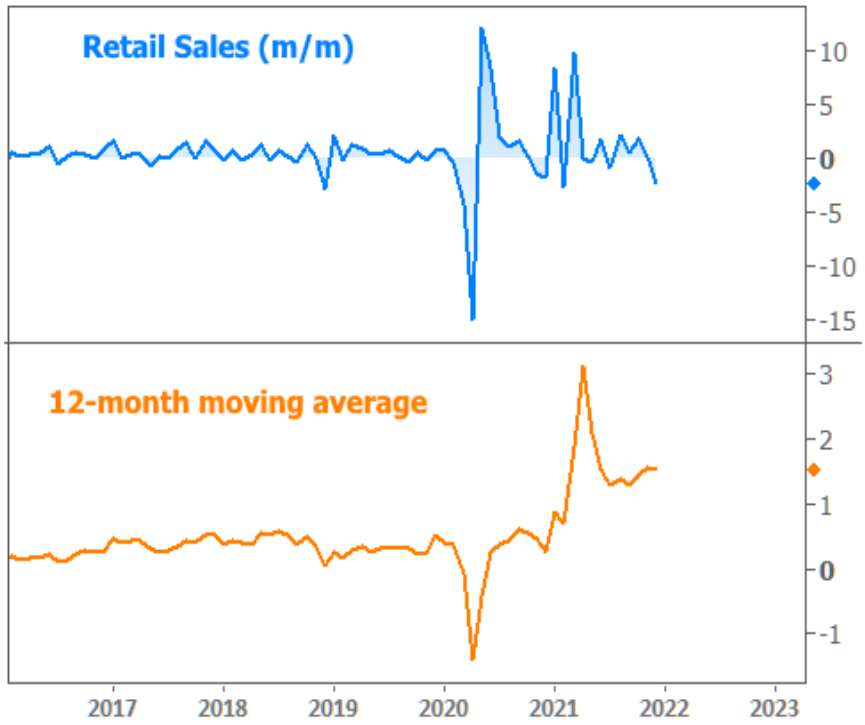

Caveats aside, there may not have been a low enough number to save rates. Traders are interested in other data because **the Fed** is interested in other data--specifically: **inflation**. 90 minutes after the Retail Sales data, the Consumer Sentiment Survey showed the highest inflation expectations in more than a decade. This is a metric the Fed often mentions as being important to the outlook.

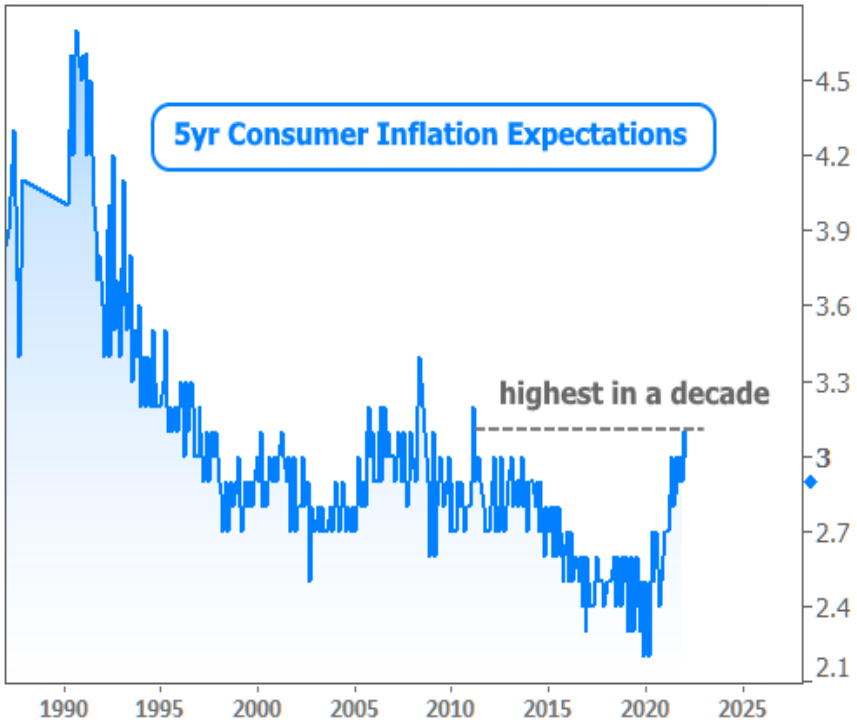

So was it the Sentiment data that tanked the bond market and sent rates screaming higher on Friday?

© 2026 MBS Live, LLC. - This newsletter is a service of MarketNewsletters.com.

The interest rates provided in this newsletter are national averages from independent data sources. Rate/APR terms may differ from those listed above based on the creditworthiness of the borrower. All information provided "as is" for informational purposes only, not intended for trading purposes or financial advice.

Read or subscribe to my newsletter online at: http://housingnewsletters.com/markfoley-homesteadfunding

It probably didn't help, but it wasn't the culprit. After all, 2 days prior, the Consumer Price Index--one of the two biggest inflation reports in the US--sent a similar message.

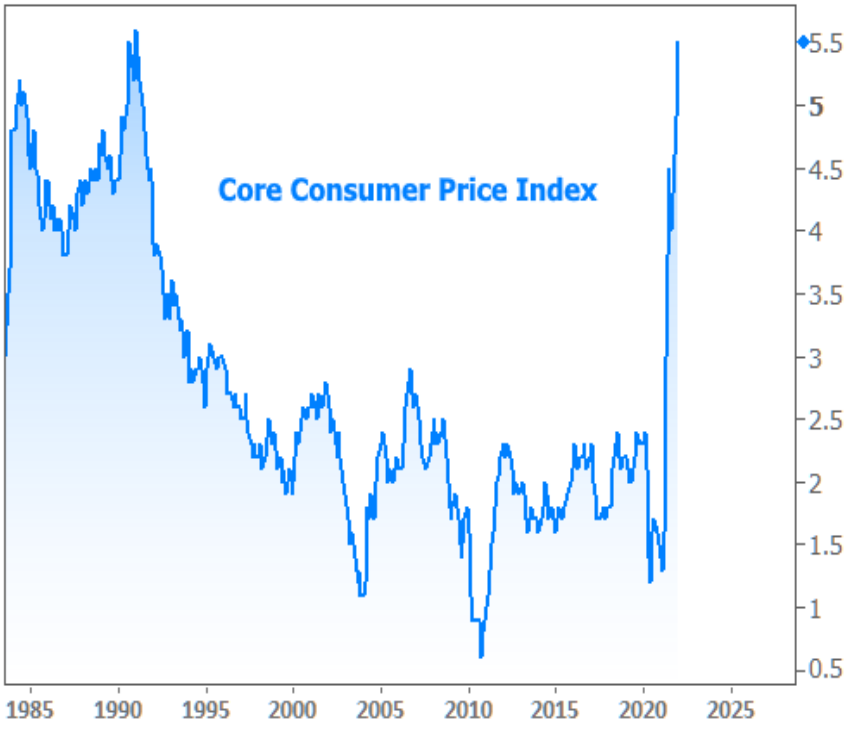

Despite the scary chart above, there very little bond market drama on Wednesday. Moreover, the most responsive gauge of inflation fear (market-based inflation expectations derived from bond trading) is well off November's highs. It didn't even increase after Friday's Consumer Sentiment data.

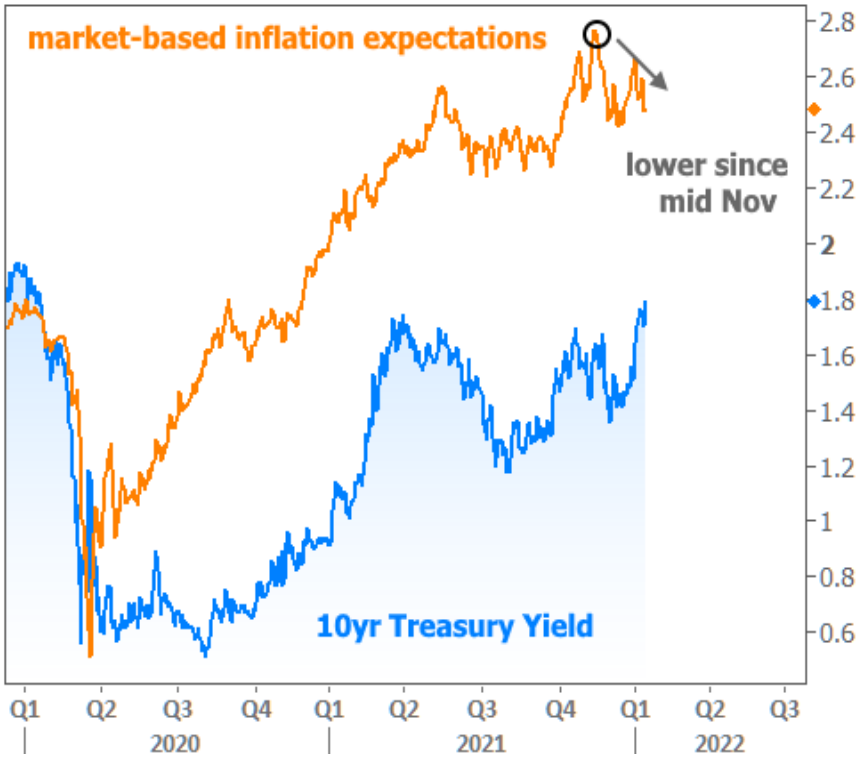

So why did rates spike on Friday?

© 2026 MBS Live, LLC. - This newsletter is a service of MarketNewsletters.com.

The interest rates provided in this newsletter are national averages from independent data sources. Rate/APR terms may differ from those listed above based on the creditworthiness of the borrower. All information provided "as is" for informational purposes only, not intended for trading purposes or financial advice.

Read or subscribe to my newsletter online at: http://housingnewsletters.com/markfoley-homesteadfunding

This is actually a bit of a trick question. Rates have been rising in general since late 2020. The current rate spike really began last week. The first 4 days of the week were mostly a lull in the bigger picture. They had a chance to be the start of a bigger reversal, but ultimately revealed themselves to be a breath-catching exercise before more pain. **In other words, it was a trap--at least for anyone hoping that rates would do something better than catch their breath.**

The response is varied among mortgage lenders in terms of scope and timing, but on average, 30yr fixed rates are nearly 3/8ths of a point higher in the first 2 weeks of 2022. Even the notoriously stale but widely-cited Freddie Mac weekly rate survey **mostly** caught up to reality with their biggest jump since the start of the pandemic.

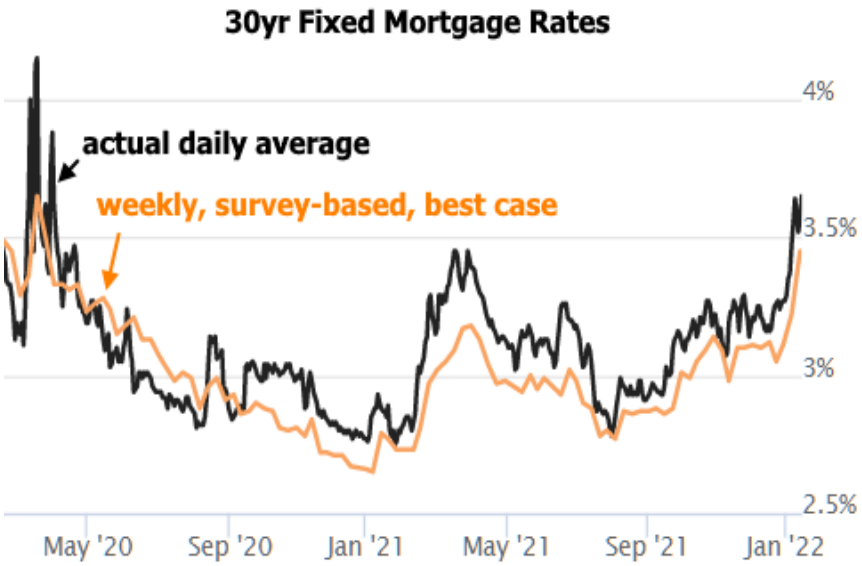

Is there any hope? Will rates continue higher and higher?

There's always hope. It's just a question of when it's justified. In the short term, optimists might consider that the Friday before 3-day weekends is often a day for big moves in the bond market that are subsequently moderated when traders are back in the office. Additionally, let 2013 serve as an example that the bond market is already doing its best to get ahead of future Fed moves. To be fair, that process may be far from over, but the point is that it has clearly been underway in various forms for quite some time.

In terms of events that will inform the outlook, after a bit of a lull next week, attention turns to the next Fed announcement on Wednesday, January 26th. This won't be a venue for any policy changes, but it will give the Fed a chance to update its official verbiage in light of recent market volatility, geopolitical risks, and the omicron surge.

Subscribe to my newsletter online at: http://housingnewsletters.com/markfoley-homesteadfunding

Recent Economic Data

Date	Event	Actual	Forecast	Prior
Monday, Jan 10				
10:00AM	Nov Wholesale inventories mm (%)	1.4	1.2	1.2
Tuesday, Jan 11				
10:30AM	Powell Renomination Testimony			
1:00PM	3-Yr Note Auction (bl)	52		

Event Importance:

No Stars = Insignificant
☆ Low
★ Moderate
★★ Important
★★ Very Important

© 2026 MBS Live, LLC. - This newsletter is a service of MarketNewsletters.com.

The interest rates provided in this newsletter are national averages from independent data sources. Rate/APR terms may differ from those listed above based on the creditworthiness of the borrower. All information provided "as is" for informational purposes only, not intended for trading purposes or financial advice.

Read or subscribe to my newsletter online at: http://housingnewsletters.com/markfoley-homesteadfunding

Date	Event	Actual	Forecast	Prior
Wednesday, Jan 12				
7:00AM	w/e MBA Purchase Index	283.4		277.3
7:00AM	w/e MBA Refi Index	2349.8		2351.3
8:30AM	Dec Core CPI (Annual) (%)	5.5	5.4	4.9
8:30AM	Dec CPI (annual) (%)	7.0	7.0	6.8
8:30AM	Dec Consumer Price Index (CPI) (%)	0.5	0.4	0.8
10:30AM	w/e Crude Oil Inventory (ml)	-4.553	-1.904	-2.144
1:00PM	10-yr Note Auction (bl)	36		
Thursday, Jan 13				
8:30AM	Dec Producer Prices (%)	+0.2	0.4	0.8
8:30AM	Dec Core Producer Prices YY (%)	+8.3	8.0	7.7
8:30AM	w/e Jobless Claims (k)	230	200	207
8:30AM	w/e Continued Claims (ml)	1.559	1.733	1.754
1:00PM	30-Yr Bond Auction (bl)	22		
Friday, Jan 14				
8:30AM	Dec Retail Sales (%)	-1.9	0.0	0.3
8:30AM	Dec Import prices mm (%)	-0.2	0.3	0.7
9:15AM	Dec Industrial Production (%)	-0.1	0.3	0.5
10:00AM	Jan 1yr Inflation Outlook (%)	4.9		4.8
10:00AM	Jan 5yr Inflation Outlook (%)	3.1		2.9
10:00AM	Jan Consumer Sentiment	68.8	70.0	70.6
Monday, Jan 17				
12:00AM	Martin Luther King Jr. Day			
Tuesday, Jan 18				
8:30AM	Jan NY Fed Manufacturing	-0.7	25.00	31.90
10:00AM	Jan NAHB housing market indx	83	84	84
Wednesday, Jan 19				
7:00AM	w/e MBA Purchase Index	305.7		283.4
7:00AM	w/e MBA Refi Index	2276.3		2349.8
8:30AM	Dec House starts mm: change (%)	1.4		11.8
8:30AM	Dec Housing starts number mm (ml)	1.702	1.650	1.679
8:30AM	Dec Build permits: change mm (%)	9.1		3.9
8:30AM	Dec Building permits: number (ml)	1.873	1.701	1.717
Thursday, Jan 20				
8:30AM	Jan Philly Fed Business Index	23.2	20.0	15.4
10:00AM	Dec Existing home sales (ml)	6.18	6.44	6.46
10:00AM	Dec Exist. home sales % chg (%)	-4.6		1.9
Friday, Jan 21				
10:00AM	Dec Leading index chg mm (%)	+0.8	0.8	1.1

© 2026 MBS Live, LLC. - This newsletter is a service of MarketNewsletters.com.

The interest rates provided in this newsletter are national averages from independent data sources. Rate/APR terms may differ from those listed above based on the creditworthiness of the borrower. All information provided "as is" for informational purposes only, not intended for trading purposes or financial advice.

Read or subscribe to my newsletter online at: http://housingnewsletters.com/markfoley-homesteadfunding

Your Trusted Home Loan Expert

Experience, knowledge, professionalism, and honesty are the cornerstones of my service. If this is what you are looking for in your Mortgage Loan Originator, then look no further. As a direct lender, Homestead Funding offers loan program options to fit your financial needs. I look forward to helping you understand the qualifications and differences of each. Trust your next home loan to a seasoned expert and contact me today.

Mark Foley

© 2026 MBS Live, LLC. - This newsletter is a service of MarketNewsletters.com.

The interest rates provided in this newsletter are national averages from independent data sources. Rate/APR terms may differ from those listed above based on the creditworthiness of the borrower. All information provided "as is" for informational purposes only, not intended for trading purposes or financial advice.

Read or subscribe to my newsletter online at: http://housingnewsletters.com/markfoley-homesteadfunding