Mark Foley
Marketing Technologist - Licensed Loan Originator,
Homestead Funding Corp
148387
8 Airline Drive Albany, NY 12205

Office: 518-292-1614
Mobile: 518-369-9993
mfoley@homesteadfunding.com
View My Website

Are Rates Doomed to Continue Higher?

After a calm summer at historic lows, interest rate volatility has ramped up heading into the fall. What are rates worried about, and is this just the beginning of more drama?

In a word: maybe!

Because they're based on bonds, rates are **always** worried about anything that can have a big impact on the supply/demand equation in the bond market.

Since March 2020, virtually any major supply/demand consideration can be traced back to the pandemic in some way. In general, as covid case counts drop, the **higher** the outlook is for rates, and vice versa.

National Average Mortgage Rates

Mortgage News Daily	Rate	Change	Points
30YR Fixed	7.29%	-0.06	0.00
15YR Fixed	6.95%	-0.05	0.00
30YR FHA	6.91%	-0.08	0.00
30YR Jumbo	7.55%	-0.05	0.00
7/6 SOFR	6.88%	+0.02	0.00
30YR VA	6.92%	-0.08	0.00

Rates as of: 10/29

MBS and Treasury

	Price / Yield	Change
MBS UMBS 6.0	99.68	+0.09
10 YR Treasury	4.9705	-0.0460
30 YR Treasury	5.3125	-0.0328

Pricing as of: 10/29 3:43PM EST

Recent Housing Data

		Value	Change
Mortgage Apps	Oct 14	188.6	-5.32%
Building Permits	Sep	1.4M	+0.43%
Housing Starts	Sep	1.22M	-4.24%
New Home Sales	Aug	684K	+12.69%
Pending Home Sales	Aug	71.2	0%
Existing Home Sales	Oct	3.99M	+0.25%
Builder Confidence	Oct	29	-9.38%

© 2026 MBS Live, LLC. - This newsletter is a service of MarketNewsletters.com.

The interest rates provided in this newsletter are national averages from independent data sources. Rate/APR terms may differ from those listed above based on the creditworthiness of the borrower. All information provided "as is" for informational purposes only, not intended for trading purposes or financial advice.

Read or subscribe to my newsletter online at: http://housingnewsletters.com/markfoley-homesteadfunding

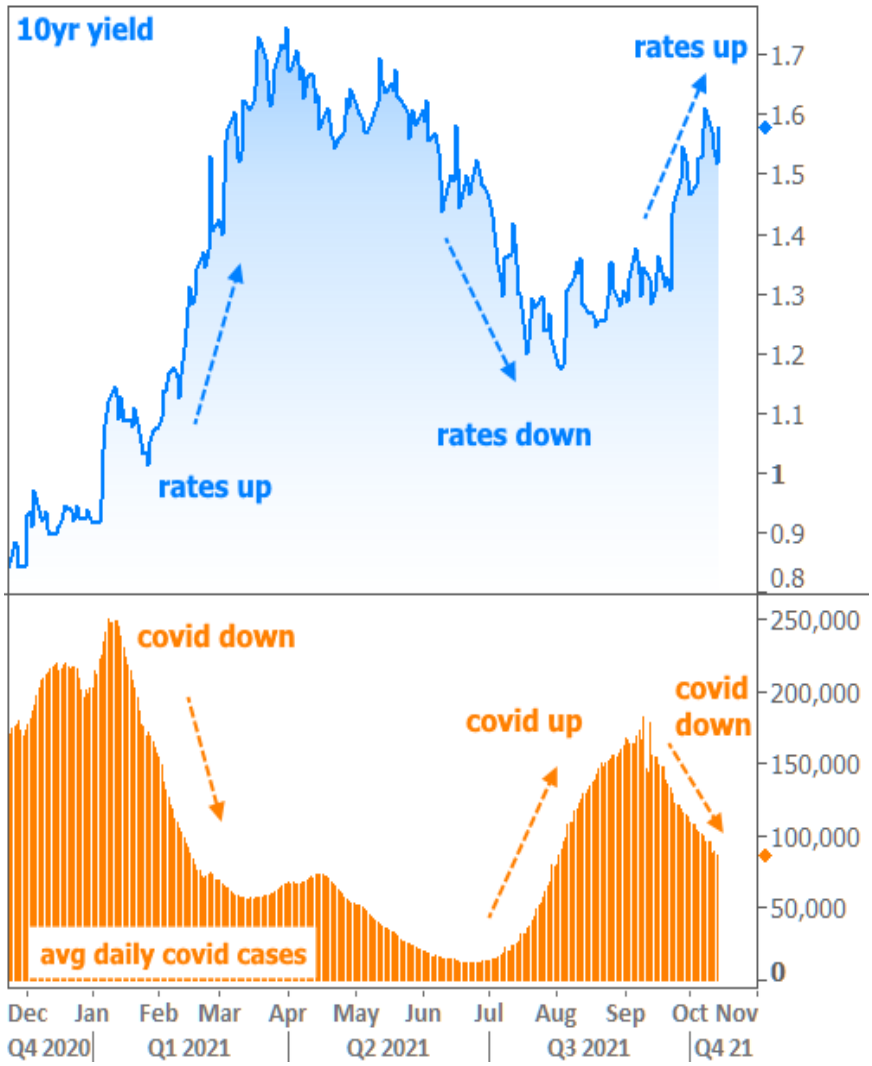

Rates have **other** concerns too.

Inflation is a constant consideration for bonds/rates because bonds are repaid on a fixed schedule that cannot adjust for inflation over time. If investors think inflation will move higher, they would demand higher and higher rates before buying bonds (in order to offset the loss of purchasing power due to higher inflation).

This can be a bit of an esoteric concept at first glance, but consider this simple example. If the price of "everything" is increasing at **4%** annually, would you purchase a bond that only pays you **3%** annually? Not if you had other investment options! Your lack of demand would contribute to bond sellers gradually lowering their prices (which, in the bond market, is the same thing as offering higher rates of return).

It just so happens that inflation is one of the most obvious places where covid has made a mess of things. The following chart shows one of the main inflation indices in the US (CPI). After the most recent update earlier this week, it remains reluctant to descend.

© 2026 MBS Live, LLC. - This newsletter is a service of MarketNewsletters.com.

The interest rates provided in this newsletter are national averages from independent data sources. Rate/APR terms may differ from those listed above based on the creditworthiness of the borrower. All information provided "as is" for informational purposes only, not intended for trading purposes or financial advice.

Read or subscribe to my newsletter online at: http://housingnewsletters.com/markfoley-homesteadfunding

We've all heard about **supply chain drama** and we've seen the debate about how permanent some of the price increases are likely to be. Markets debate that in their own way by trading different versions of US Treasuries that factor out future inflation fluctuations.

In other words, there's a **free market** to bet on how inflation will actually pan out. This is viewed as one of the more reliable inflation indicators, and it's definitely the most timely (big data reports are just now coming out for September while the market-based numbers are moving every minute of every day).

So how have they been moving? In a nutshell, inflation expectations (the orange line below) came off their highs in May and had been flat until just a few weeks ago. Since then, they've moved back up, ultimately matching **long-term highs** right at the end of the week.

© 2026 MBS Live, LLC. - This newsletter is a service of MarketNewsletters.com.

The interest rates provided in this newsletter are national averages from independent data sources. Rate/APR terms may differ from those listed above based on the creditworthiness of the borrower. All information provided "as is" for informational purposes only, not intended for trading purposes or financial advice.

Read or subscribe to my newsletter online at: http://housingnewsletters.com/markfoley-homesteadfunding

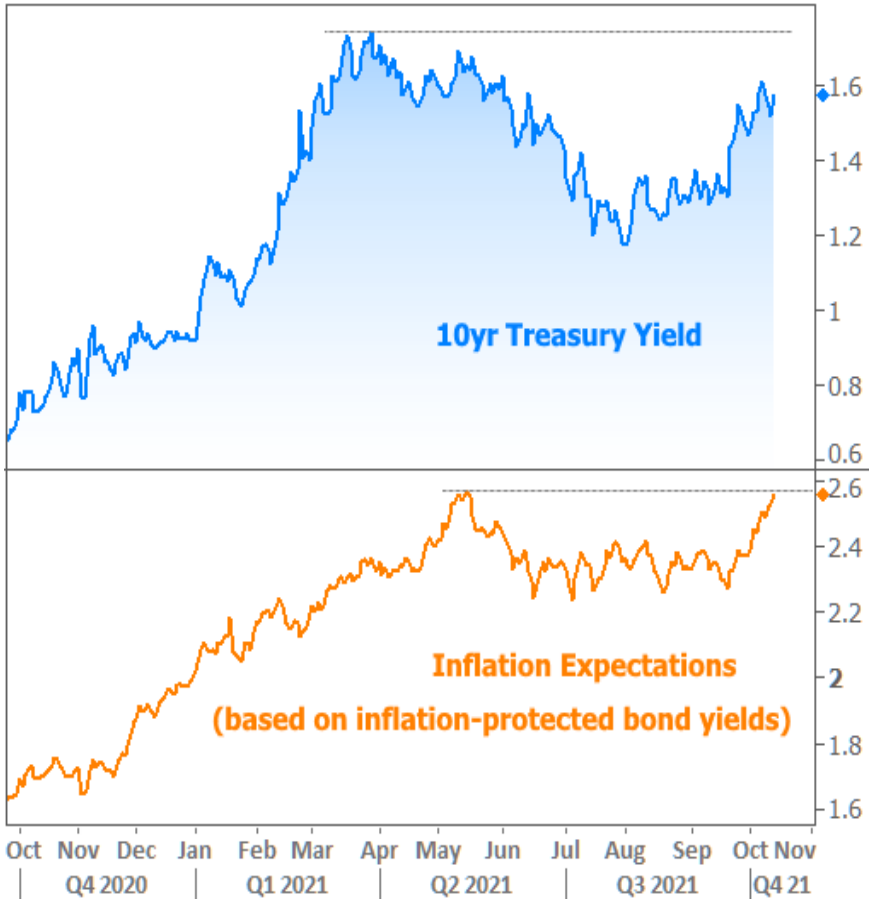

In the chart above, note that 10yr Treasury yields are **not** yet back to their recent highs. That means "real" rates (those that factor out the inflation) will be lower, but how much lower? The answer is a bit **surprising** and it's seen in the green line in the following chart (the orange line from the previous chart is also included for reference).

© 2026 MBS Live, LLC. - This newsletter is a service of MarketNewsletters.com.

The interest rates provided in this newsletter are national averages from independent data sources. Rate/APR terms may differ from those listed above based on the creditworthiness of the borrower. All information provided "as is" for informational purposes only, not intended for trading purposes or financial advice.

Read or subscribe to my newsletter online at: http://housingnewsletters.com/markfoley-homesteadfunding

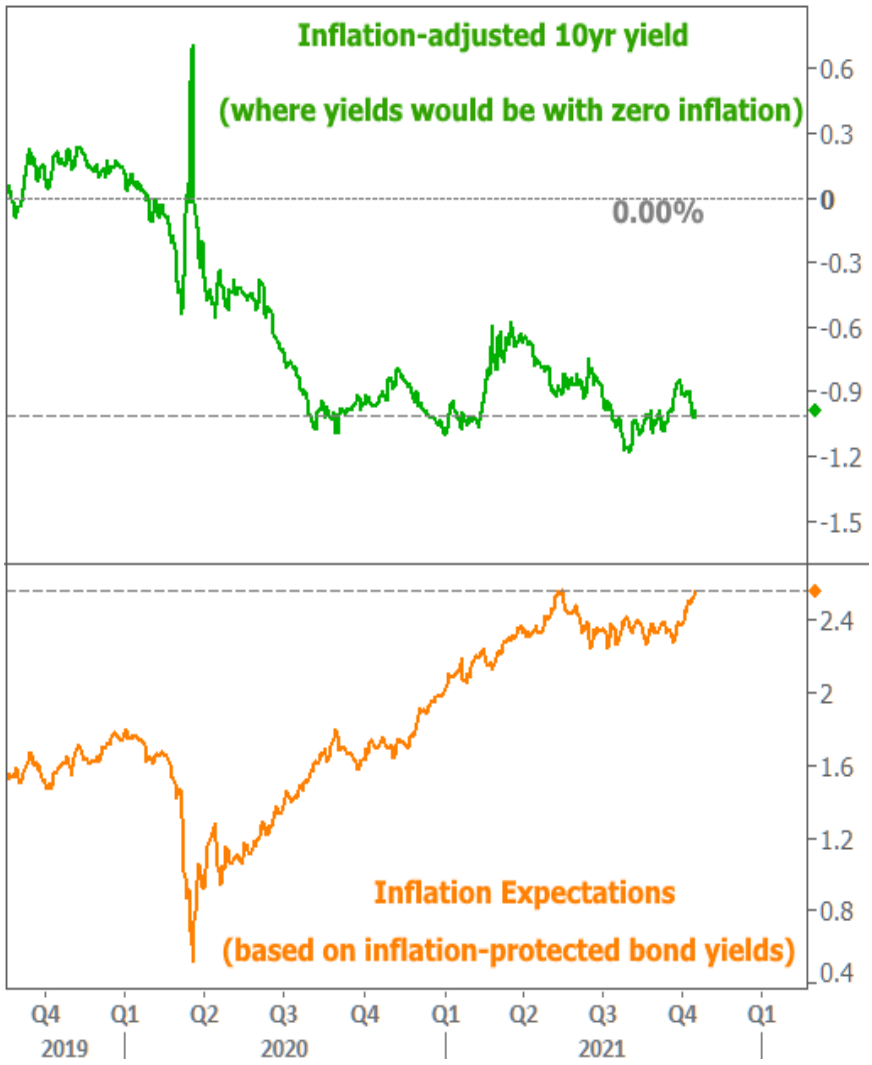

And here's the bigger-picture context, with 10yr yields in blue, inflation expectations in orange, and the difference between the two (inflation-protected yield) in green. Note: the green line dips below zero when the blue line dips below the orange line.

© 2026 MBS Live, LLC. - This newsletter is a service of MarketNewsletters.com.

The interest rates provided in this newsletter are national averages from independent data sources. Rate/APR terms may differ from those listed above based on the creditworthiness of the borrower. All information provided "as is" for informational purposes only, not intended for trading purposes or financial advice.

Read or subscribe to my newsletter online at: http://housingnewsletters.com/markfoley-homesteadfunding

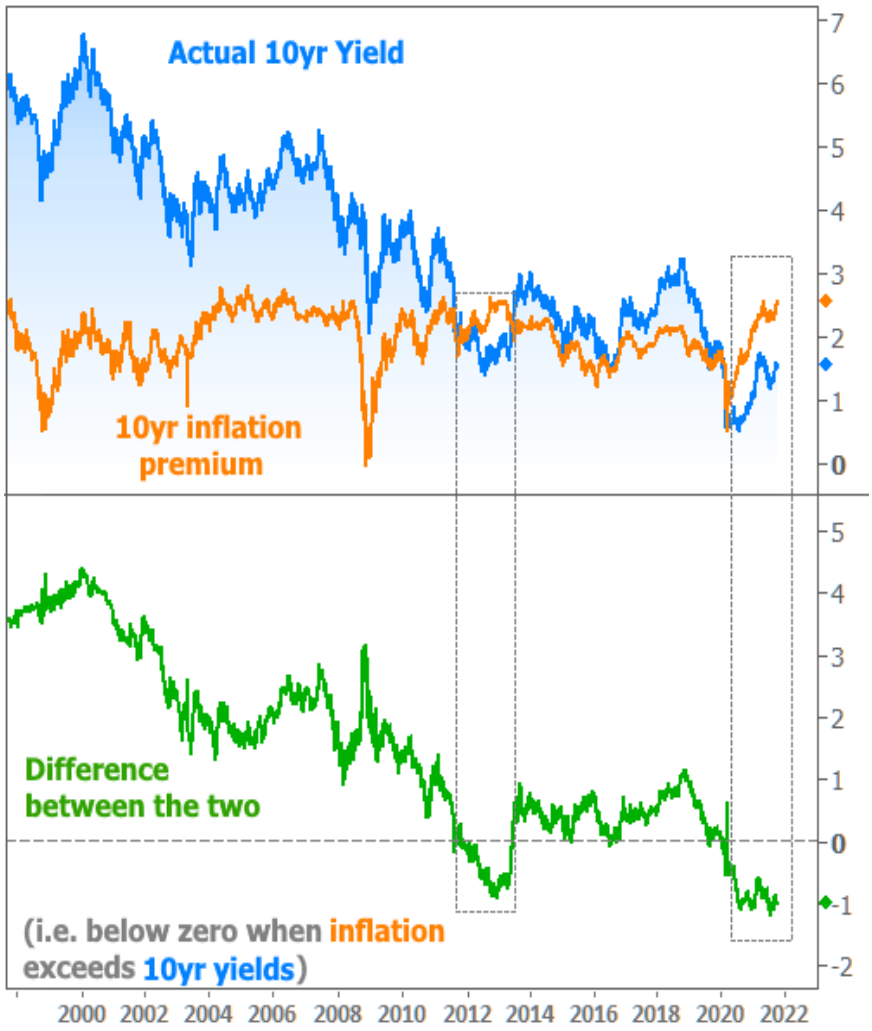

Translation: if it weren't for the inflation surge, **rates would be very close to all-time lows.** For those of you thinking three steps ahead: yes, there is a bit of an interdependency here because higher inflation is seen as a brake on the economy (and economic strength pushes rates higher), but the point is that rates would certainly be a bit lower than they are now.

There is **hope** and **caution** here. On one hand, we could hope to see inflation subside, thus allowing rates to calm down. On the other hand, there are times where inflation is falling while rates are rising. The middle of 2013 was a relevant example.

© 2026 MBS Live, LLC. - This newsletter is a service of MarketNewsletters.com.

The interest rates provided in this newsletter are national averages from independent data sources. Rate/APR terms may differ from those listed above based on the creditworthiness of the borrower. All information provided "as is" for informational purposes only, not intended for trading purposes or financial advice.

Read or subscribe to my newsletter online at: http://housingnewsletters.com/markfoley-homesteadfunding

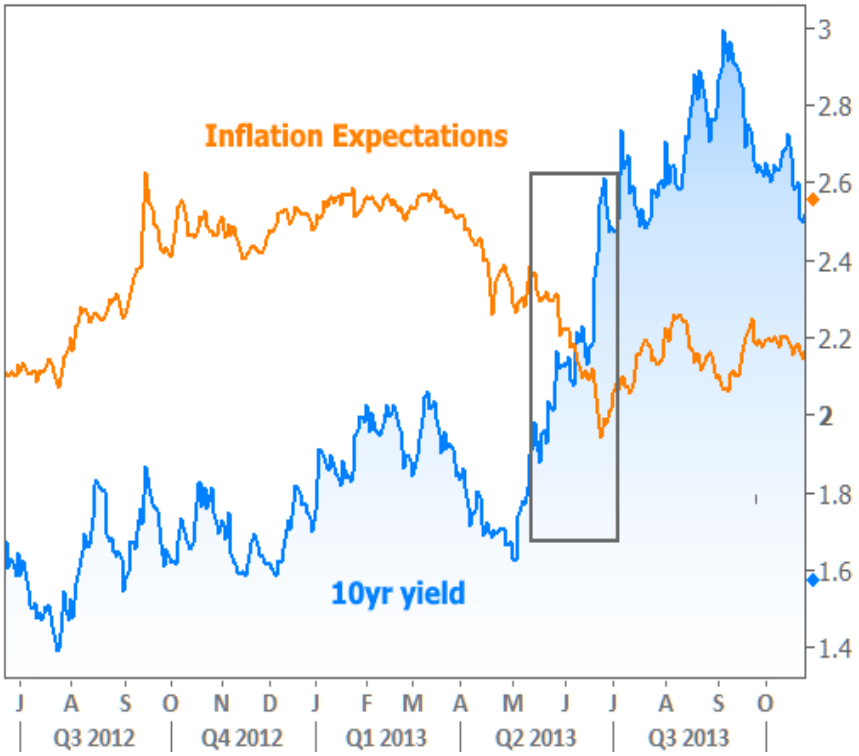

Why was 2013 relevant? That's the last time the Federal Reserve indicated it would begin reducing the pace of its massive bond buying program (i.e. "**tapering**"). If you've heard of the "taper tantrum," that was ground zero.

The Fed will begin to taper its current bond buying efforts shortly and they'll almost certainly announce that in **November**. Does that mean rates are **doomed** by yet another fate? Yes and no. We'll examine this in greater detail next time, but here's a sneak preview.

The following chart shows the Fed's 3 major stints of bond buying in the past (officially "quantitative easing" or "QE"). It's common practice to credit Fed bond buying for ultra low rates--so common that people are invariably **shocked** when they see that rates actually rise fairly reliably during the time that the Fed is buying, and that they begin falling even more reliably after the Fed is done buying.

© 2026 MBS Live, LLC. - This newsletter is a service of MarketNewsletters.com.

The interest rates provided in this newsletter are national averages from independent data sources. Rate/APR terms may differ from those listed above based on the creditworthiness of the borrower. All information provided "as is" for informational purposes only, not intended for trading purposes or financial advice.

Read or subscribe to my newsletter online at: http://housingnewsletters.com/markfoley-homesteadfunding

Of course the current environment may not play by the same rules, but if it does, the best thing that could happen for rates would be for the Fed to taper quickly and completely.

Subscribe to my newsletter online at: http://housingnewsletters.com/markfoley-homesteadfunding

Recent Economic Data

Date	Event	Actual	Forecast	Prior
Tuesday, Oct 12				
11:30AM	3-Yr Note Auction (bl)	58		
1:00PM	10-yr Note Auction (bl)	38		
Wednesday, Oct 13				
7:00AM	w/e MBA Refi Index	3023.0		3037.6
7:00AM	w/e MBA Purchase Index	279.8		275.7
8:30AM	Sep Core CPI (Annual) (%)	4.0	4.0	4.0
1:00PM	30-Yr Bond Auction (bl)	24		
Thursday, Oct 14				
8:30AM	Sep Core Producer Prices YY (%)	6.8	7.1	6.7
8:30AM	w/e Jobless Claims (k)	293	319	326
Friday, Oct 15				
8:30AM	Sep Retail Sales (%)	0.7	-0.2	0.7
10:00AM	Oct 1yr Inflation Outlook (%)	4.8		4.6
10:00AM	Oct 5yr Inflation Outlook (%)	2.8		3.0
10:00AM	Oct Consumer Sentiment	71.4	73.1	72.8

Event Importance:

No Stars = Insignificant
☆ Low
★ Moderate
★★ Important
★★ Very Important

© 2026 MBS Live, LLC. - This newsletter is a service of MarketNewsletters.com.

The interest rates provided in this newsletter are national averages from independent data sources. Rate/APR terms may differ from those listed above based on the creditworthiness of the borrower. All information provided "as is" for informational purposes only, not intended for trading purposes or financial advice.

Read or subscribe to my newsletter online at: http://housingnewsletters.com/markfoley-homesteadfunding

Date	Event	Actual	Forecast	Prior
10:00AM	Aug Business Inventories (%)	0.6	0.6	0.5
Monday, Oct 18				
9:15AM	Sep Industrial Production (%)	-1.3	0.2	0.4
10:00AM	Oct NAHB housing market indx	80	76	76
Tuesday, Oct 19				
8:30AM	Sep Housing starts number mm (ml)	1.555	1.620	1.615
8:30AM	Sep House starts mm: change (%)	-1.6		3.9
8:30AM	Sep Build permits: change mm (%)	-7.7		5.6
8:30AM	Sep Building permits: number (ml)	1.589	1.680	1.721
Wednesday, Oct 20				
7:00AM	w/e MBA Purchase Index	266.2		279.8
7:00AM	w/e MBA Refi Index	2807.9		3023.0
Thursday, Oct 21				
8:30AM	Oct Philly Fed Business Index	23.8	25.0	30.7
10:00AM	Sep Exist. home sales % chg (%)	7.0		-2.0
10:00AM	Sep Existing home sales (ml)	6.29	6.09	5.88
10:00AM	Sep Leading index chg mm (%)	+0.2	0.4	0.9

Your Trusted Home Loan Expert

Experience, knowledge, professionalism, and honesty are the cornerstones of my service. If this is what you are looking for in your Mortgage Loan Originator, then look no further. As a direct lender, Homestead Funding offers loan program options to fit your financial needs. I look forward to helping you understand the qualifications and differences of each. Trust your next home loan to a seasoned expert and contact me today.

Mark Foley

© 2026 MBS Live, LLC. - This newsletter is a service of MarketNewsletters.com.

The interest rates provided in this newsletter are national averages from independent data sources. Rate/APR terms may differ from those listed above based on the creditworthiness of the borrower. All information provided "as is" for informational purposes only, not intended for trading purposes or financial advice.

Read or subscribe to my newsletter online at: http://housingnewsletters.com/markfoley-homesteadfunding