Mark Foley
Marketing Technologist - Licensed Loan Originator,
Homestead Funding Corp
148387
8 Airline Drive Albany, NY 12205

Office: 518-292-1614
Mobile: 518-369-9993
mfoley@homesteadfunding.com
View My Website

Rising Rate Risks Returning

After spiking in early January, interest rates returned to near-all-time-low levels by the middle of the week. By the end, however, the market began to flash a **warning** about more volatility ahead.

The warning is fairly simple. It has to do with a pattern that's been **repeating** in the bond market (the key ingredient in determining rates). The pattern is technically referred to as a "trend channel," which is just a fancy way of saying that rates are steadily rising or falling in a relatively regular way. In the current case, they've been rising since August.

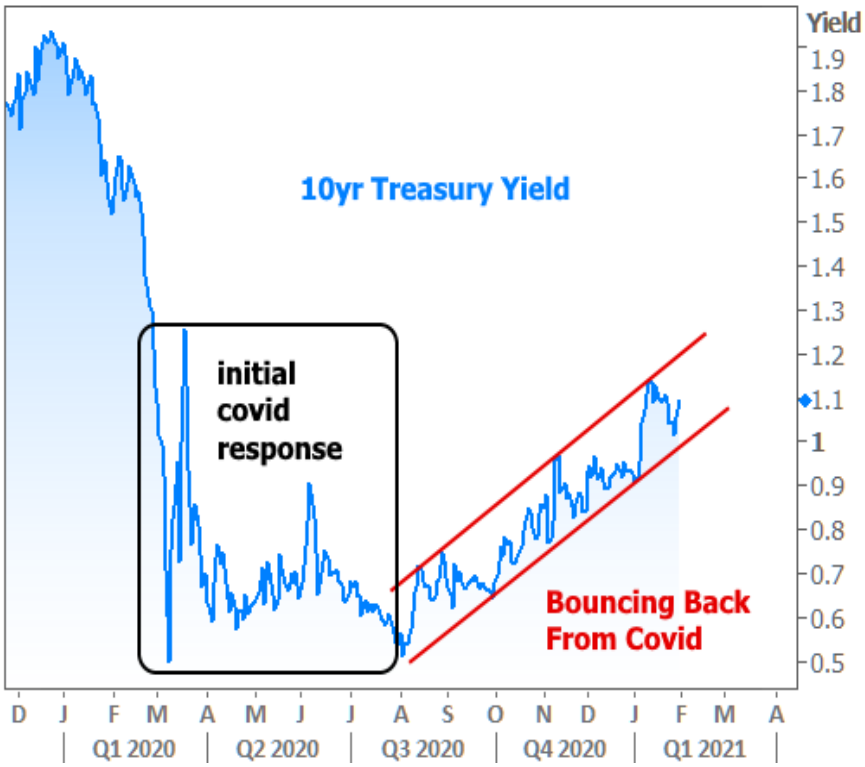

Rates tend to fall when the economic outlook is downbeat or uncertain. As such, it makes sense to see volatility and all-time lows during the first phase of the pandemic followed by gradual healing in the 2nd half of the year. Gradual healing = **gradually higher rates**.

If you mainly follow mortgage rates instead of the broader bond market, you may be thinking "but rates haven't been gradually higher!" and you'd be right. That's because mortgage rates cut a **very different** path for most of 2020. Here's the same chart with mortgage rates added on the left axis:

National Average Mortgage Rates

Mortgage News Daily	Rate	Change	Points
30YR Fixed	7.29%	-0.06	0.00
15YR Fixed	6.95%	-0.05	0.00
30YR FHA	6.91%	-0.08	0.00
30YR Jumbo	7.55%	-0.05	0.00
7/6 SOFR	6.88%	+0.02	0.00
30YR VA	6.92%	-0.08	0.00

Rates as of: 10/29

MBS and Treasury

	Price / Yield	Change
MBS UMBS 6.0	99.69	+0.10
10 YR Treasury	4.9684	-0.0481
30 YR Treasury	5.3109	-0.0344

Pricing as of: 10/29 3:45PM EST

Recent Housing Data

		Value	Change
Mortgage Apps	Oct 14	188.6	-5.32%
Building Permits	Sep	1.4M	+0.43%
Housing Starts	Sep	1.22M	-4.24%
New Home Sales	Aug	684K	+12.69%
Pending Home Sales	Aug	71.2	0%
Existing Home Sales	Oct	3.99M	+0.25%
Builder Confidence	Oct	29	-9.38%

© 2026 MBS Live, LLC. - This newsletter is a service of MarketNewsletters.com.

The interest rates provided in this newsletter are national averages from independent data sources. Rate/APR terms may differ from those listed above based on the creditworthiness of the borrower. All information provided "as is" for informational purposes only, not intended for trading purposes or financial advice.

Read or subscribe to my newsletter online at: http://housingnewsletters.com/markfoley-homesteadfunding

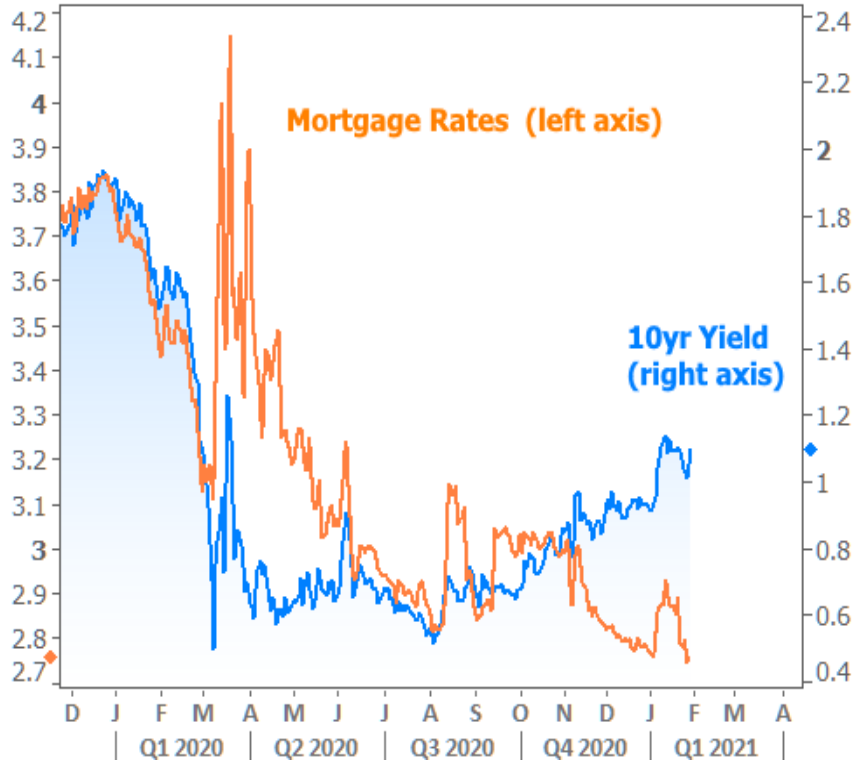

Keep in mind that this chart will look different depending on the time frame selected. For instance, if we zoom out a bit more and adjust the scaling, we get the impression that mortgage rates **were not** able to fall as much as Treasury yields at the start of the pandemic, but the two are now more-or-less **reconnected**.

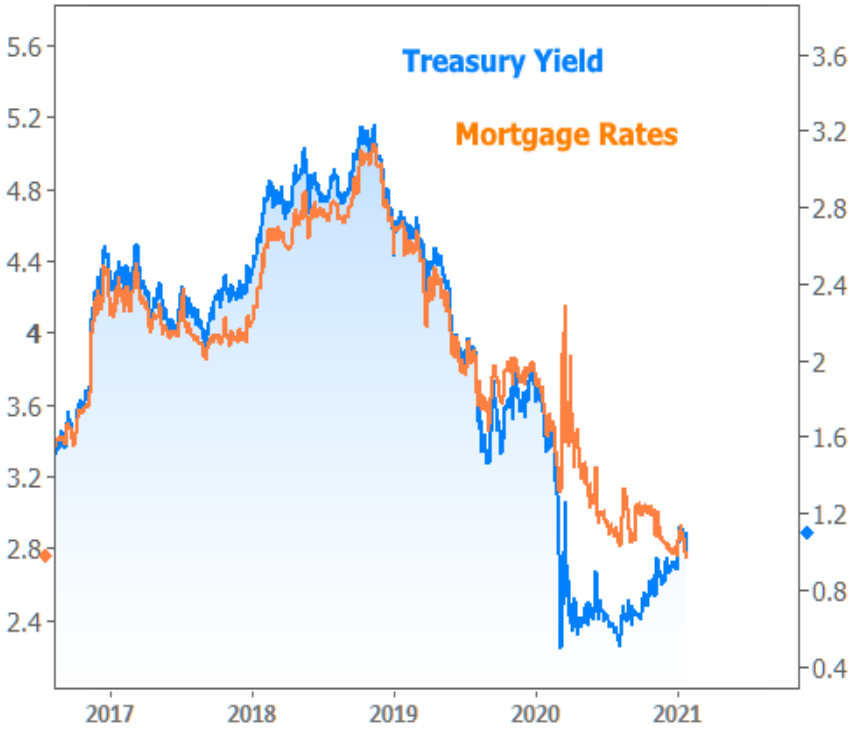

Indeed, that's the right way to view it. Why? Because there's an **established range** between Treasury yields and mortgage rates, and we're right back in the middle of it.

© 2026 MBS Live, LLC. - This newsletter is a service of MarketNewsletters.com.

The interest rates provided in this newsletter are national averages from independent data sources. Rate/APR terms may differ from those listed above based on the creditworthiness of the borrower. All information provided "as is" for informational purposes only, not intended for trading purposes or financial advice.

Read or subscribe to my newsletter online at: http://housingnewsletters.com/markfoley-homesteadfunding

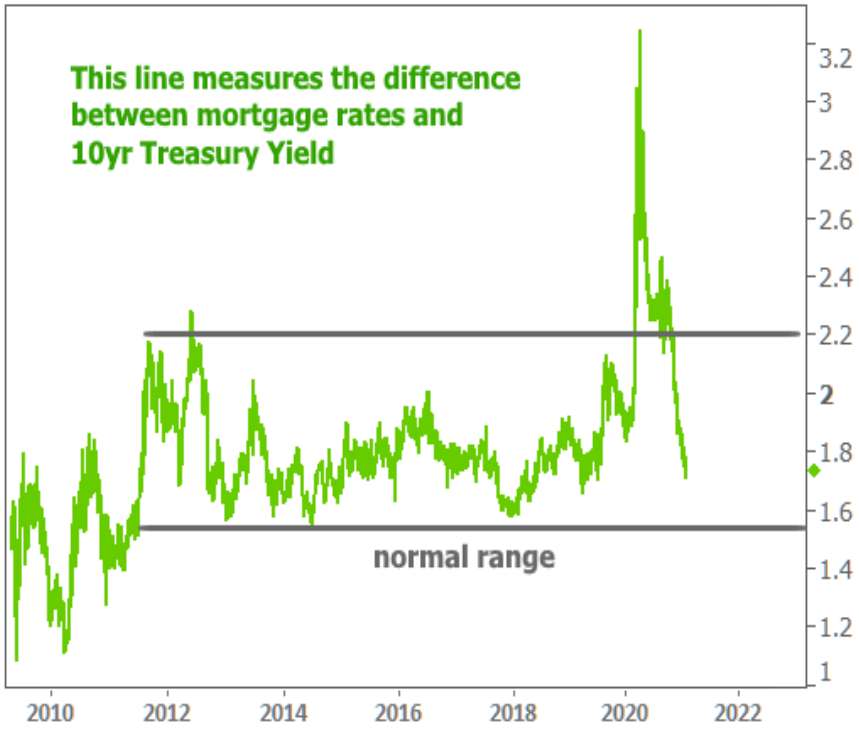

The implication is that mortgage rates will now be **less capable** of defying the will of the broader bond market. In other words, if Treasury yields keep rising, mortgage rates are more likely to follow than they were during the 2nd half of 2020.

One could rightfully argue that Treasury yields are far from the only consideration for mortgage rates (obviously, based on 2 of the charts above). But even when we look at the mortgage-backed-bonds that are directly responsible for mortgage rates, we're seeing a similar return to normalcy. Granted, it's not the "old normal" that existed before covid, but for the time being, there is a "new normal" that requires lenders to set rates a bit higher relative to the bond market than they have historically.

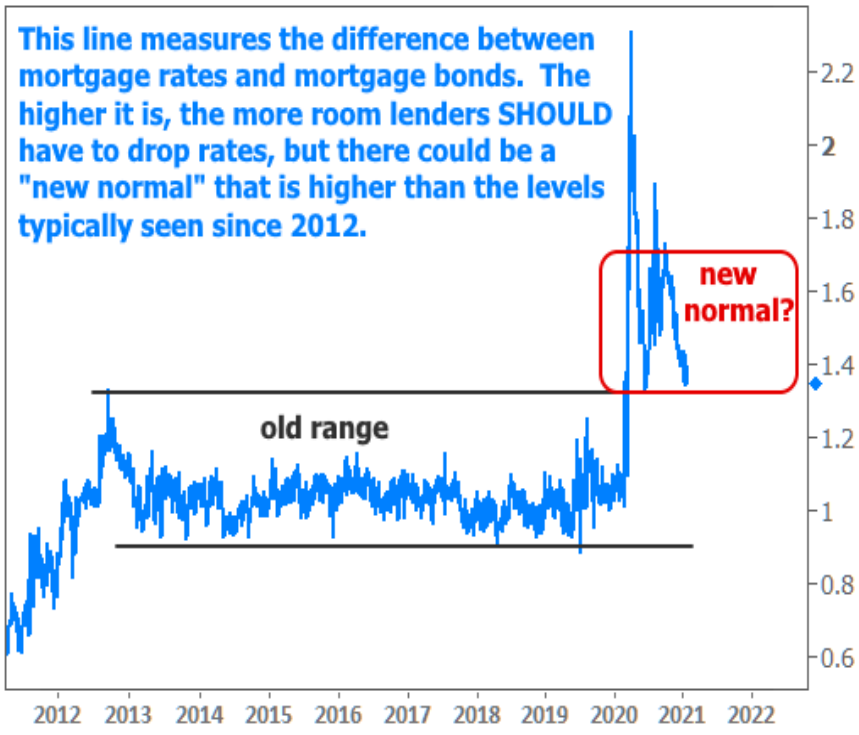

© 2026 MBS Live, LLC. - This newsletter is a service of MarketNewsletters.com.

The interest rates provided in this newsletter are national averages from independent data sources. Rate/APR terms may differ from those listed above based on the creditworthiness of the borrower. All information provided "as is" for informational purposes only, not intended for trading purposes or financial advice.

Read or subscribe to my newsletter online at: http://housingnewsletters.com/markfoley-homesteadfunding

If you're not exactly sure what you're looking at, **here's some more background:** mortgage-backed bonds set a baseline for the rates lenders can offer. But lenders have an additional margin that covers things like their profitability, servicing costs, regulatory fees, and any other "cushion" to insure against uncertain market conditions.

Covid caused many of these additional costs to spike, thus making mortgage rates MUCH higher than past precedent suggested they should be. The chart above shows that precedent as well as the "covid effect."

The **blue line represents lenders' cushion**, and although it's not yet back to the normal range, that normal range is probably higher than it used to be. So the fact that we've seen bounces at the same place 2 times now suggests the cushion is getting thin.

Bottom line: it's harder and harder for mortgage rates to **avoid** taking part in broader bond market volatility. So when we see Treasury yields bounce to remain in a rising trend as they did this week, we should be more concerned about mortgage rates following suit than we were conditioned to be in 2020.

Housing Data Recap

There were several housing related reports released this week. here's a quick run-down followed by charts:

- Home price data was stellar on Tuesday with both Case Shiller and FHFA reporting another big increase for the month of November.
- New Home Sales were roughly unchanged for December after pulling back from long-term highs in September. Apart from the past 5 months, December would have been a 15-year high.
- Pending Home Sales were also roughly unchanged for December. They too remain close to the long-term highs seen in September.

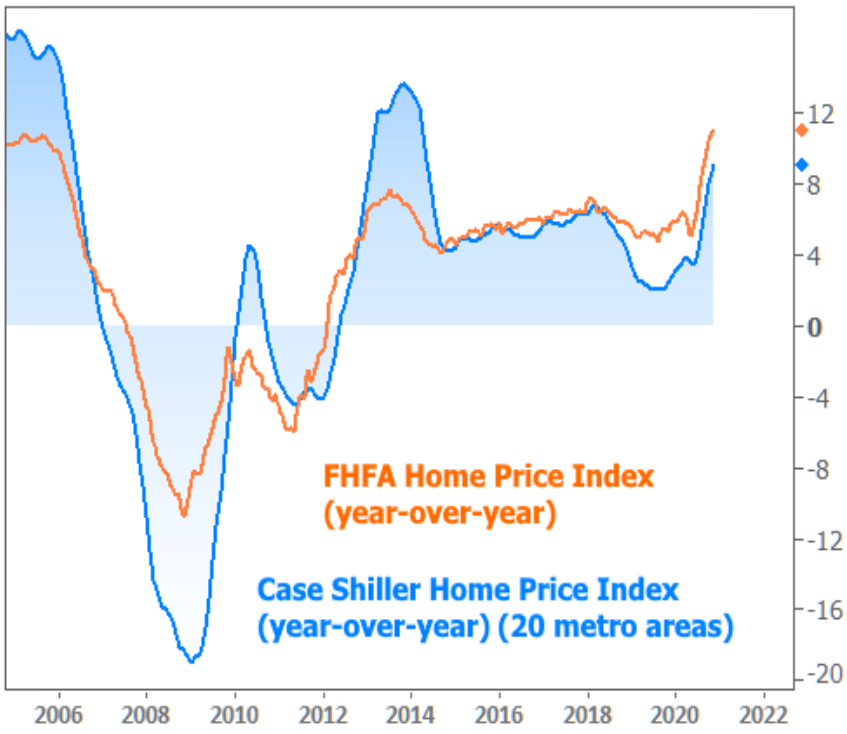

© 2026 MBS Live, LLC. - This newsletter is a service of MarketNewsletters.com.

The interest rates provided in this newsletter are national averages from independent data sources. Rate/APR terms may differ from those listed above based on the creditworthiness of the borrower. All information provided "as is" for informational purposes only, not intended for trading purposes or financial advice.

Read or subscribe to my newsletter online at: http://housingnewsletters.com/markfoley-homesteadfunding

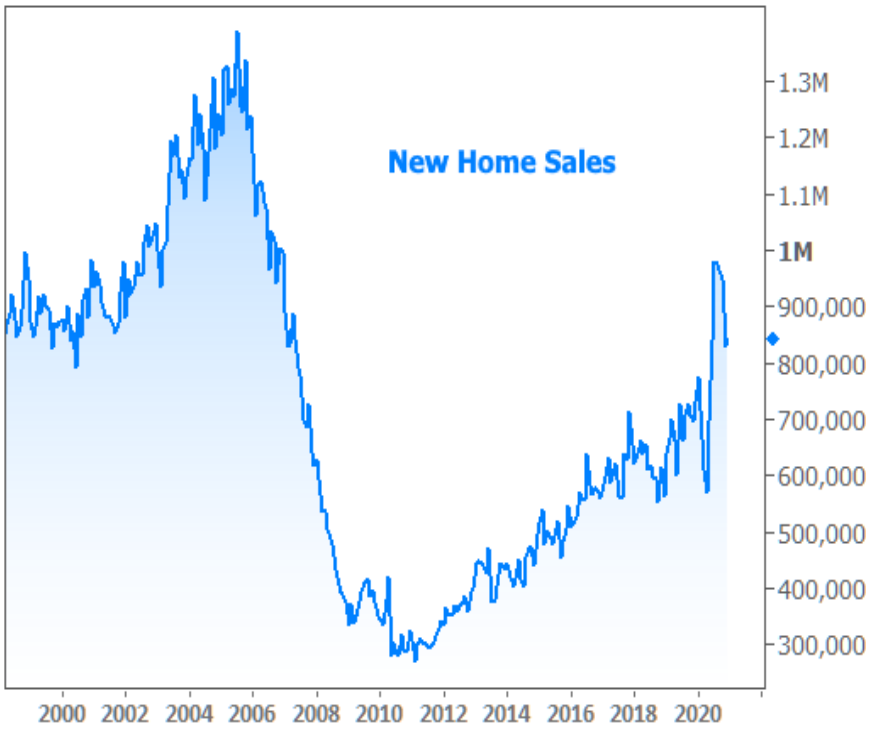

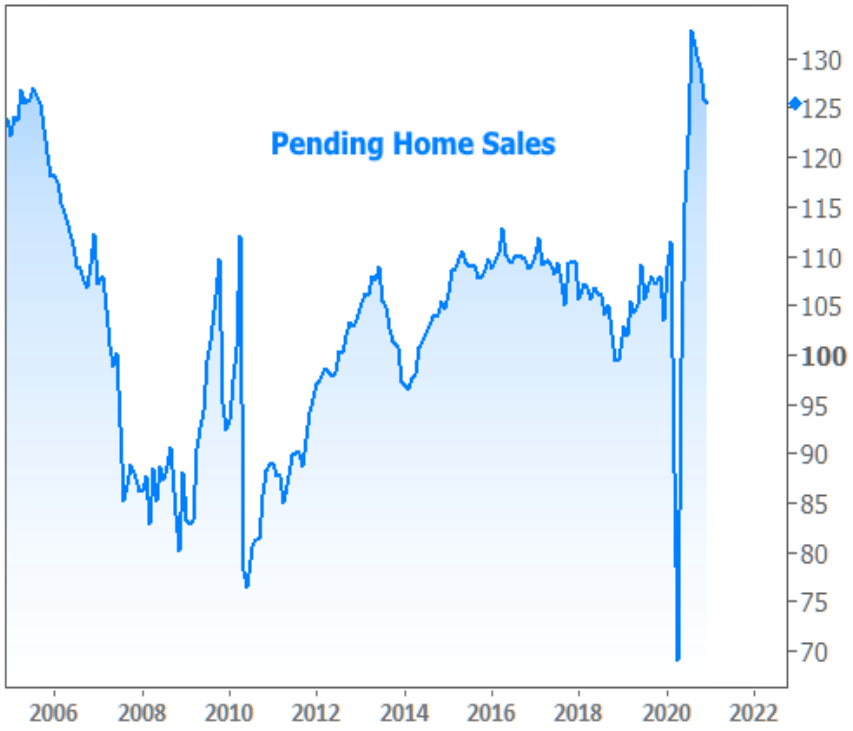

Subscribe to my newsletter online at: http://housingnewsletters.com/markfoley-homesteadfunding

Recent Economic Data

Date	Event	Actual	Forecast	Prior
Tuesday, Jan 26				

Event Importance:

No Stars = Insignificant
☆ Low
★ Moderate

© 2026 MBS Live, LLC. - This newsletter is a service of MarketNewsletters.com.

The interest rates provided in this newsletter are national averages from independent data sources. Rate/APR terms may differ from those listed above based on the creditworthiness of the borrower. All information provided "as is" for informational purposes only, not intended for trading purposes or financial advice.

Read or subscribe to my newsletter online at: http://housingnewsletters.com/markfoley-homesteadfunding

Date	Event	Actual	Forecast	Prior
9:00AM	Nov CaseShiller 20 yy (%)	+9.1	8.6	7.9
9:00AM	Nov Monthly Home Price yy (%)	+11.0		10.2
10:00AM	Jan Consumer confidence	89.3	89.0	88.6
Wednesday, Jan 27				
7:00AM	w/e MBA Refi Index	4261.5		4484.2
7:00AM	w/e MBA Purchase Index	334.2		348.2
8:30AM	Dec Durable goods (%)	0.2	0.9	1.0
2:00PM	N/A FOMC rate decision (%)	0.000 - 0.250	0.125	0.125
Thursday, Jan 28				
8:30AM	Q4 GDP Advance (%)	4.0	4.0	33.4
8:30AM	w/e Jobless Claims (k)	847	830	900
10:00AM	Dec New Home Sales (%) (%)	1.6	1.9	-11.0
10:00AM	Dec New Home Sales (ml)	0.842	0.865	0.841
10:00AM	Dec Leading index chg mm (%)	+0.3	0.3	0.6
Friday, Jan 29				
8:30AM	Dec Core PCE Inflation (y/y) (%)	1.5	1.3	1.4
9:45AM	Jan Chicago PMI	63.8	58.5	59.5
10:00AM	Dec Pending Sales Index	125.5		125.7
10:00AM	Jan Consumer Sentiment (ip)	79.0	79.2	79.2
10:00AM	Dec Pending Home Sales (%)	-0.3	-0.1	-2.6
Monday, Feb 01				
10:00AM	Dec Construction spending (%)	1.0	0.9	0.9
10:00AM	Jan ISM Manufacturing PMI	58.7	60.0	60.7
Tuesday, Feb 02				
9:45AM	Jan ISM-New York index	818.2		817.6
Wednesday, Feb 03				
7:00AM	w/e MBA Purchase Index	334.6		334.2
7:00AM	w/e MBA Refi Index	4746.2		4261.5
8:15AM	Jan ADP National Employment (k)	174	49	-123
10:00AM	Jan ISM N-Mfg PMI	58.7	56.8	57.2
Thursday, Feb 04				
8:30AM	Q4 Labor Costs Preliminary (%)	6.8	4.0	-6.6
10:00AM	Dec Factory orders mm (%)	1.1	0.7	1.0
Friday, Feb 05				
8:30AM	Jan Non-farm payrolls (k)	49	50	-140
8:30AM	Jan Unemployment rate mm (%)	6.3	6.7	6.7
8:30AM	Dec International trade mm $ (bl)	-66.6	-65.7	-68.1

☆☆ Important
★★ Very Important

© 2026 MBS Live, LLC. - This newsletter is a service of MarketNewsletters.com.

The interest rates provided in this newsletter are national averages from independent data sources. Rate/APR terms may differ from those listed above based on the creditworthiness of the borrower. All information provided "as is" for informational purposes only, not intended for trading purposes or financial advice.

Read or subscribe to my newsletter online at: http://housingnewsletters.com/markfoley-homesteadfunding

Your Trusted Home Loan Expert

Experience, knowledge, professionalism, and honesty are the cornerstones of my service. If this is what you are looking for in your Mortgage Loan Originator, then look no further. As a direct lender, Homestead Funding offers loan program options to fit your financial needs. I look forward to helping you understand the qualifications and differences of each. Trust your next home loan to a seasoned expert and contact me today.

Mark Foley

© 2026 MBS Live, LLC. - This newsletter is a service of MarketNewsletters.com.

The interest rates provided in this newsletter are national averages from independent data sources. Rate/APR terms may differ from those listed above based on the creditworthiness of the borrower. All information provided "as is" for informational purposes only, not intended for trading purposes or financial advice.

Read or subscribe to my newsletter online at: http://housingnewsletters.com/markfoley-homesteadfunding