Mark Foley
Marketing Technologist - Licensed Loan Originator, Homestead Funding Corp
148387
8 Airline Drive Albany, NY 12205

Office: 518-292-1614
Mobile: 518-369-9993
mfoley@homesteadfunding.com
View My Website

# All-Time Low Mortgage Rates!

Before coronavirus, the average 30yr fixed mortgage rate was almost always 1.6% to 2.0% higher than 10yr Treasury yields. When bond volatility was extreme (especially when Treasury yields were dropping quickly), that gap could be wider, but it was never even close to current levels. Why might this be?

When an investor buys a US Treasury Note, there's effectively **no risk** that the government will fail to send a payment on time. Believe it or not, this is largely the case with most of the mortgage market as well--or at least it was the case before coronavirus.

Mortgage investors have a safety net that guarantees timely payment even if homeowners **aren't** making payments. The problem with coronavirus is that the amount of non-paying homeowners is higher than ever thought possible. It led mortgage investors to question the strength of existing safety nets.

Even though investors have no doubt they'll get paid **eventually**, there has been plenty of uncertainty surrounding the timeliness of the payments as well as other costs that might arise in this unprecedented environment.

When a mortgage investor is guarding against uncertainty, it makes rates **higher** than they otherwise would be. When they're guarding against an unprecedented amount of uncertainty, it makes rates **MUCH** higher than they otherwise would be.

That can be seen in the following chart of average 30yr fixed rates versus the 10yr Treasury yield. The orange line is simply the difference between the two. The higher it is, the higher mortgage rates are relative to Treasury yields. As the pace of new forbearances subsides, they've been closing the gap surprisingly well.

## National Average Mortgage Rates

| Mortgage News Daily | Rate | Change | Points |
|---|---|---|---|
| 30YR Fixed | 7.29% | -0.06 | 0.00 |
| 15YR Fixed | 6.95% | -0.05 | 0.00 |
| 30YR FHA | 6.91% | -0.08 | 0.00 |
| 30YR Jumbo | 7.55% | -0.05 | 0.00 |
| 7/6 SOFR | 6.88% | +0.02 | 0.00 |
| 30YR VA | 6.92% | -0.08 | 0.00 |

Rates as of: 10/29

## MBS and Treasury

| | Price / Yield | Change |
|---|---|---|
| MBS UMBS 6.0 | 99.62 | +0.03 |
| 10 YR Treasury | 4.9917 | -0.0248 |
| 30 YR Treasury | 5.3297 | -0.0156 |

Pricing as of: 10/29 2:47PM EST

## Recent Housing Data

| | | Value | Change |
|---|---|---|---|
| Mortgage Apps | Oct 14 | 188.6 | -5.32% |
| Building Permits | Sep | 1.4M | +0.43% |
| Housing Starts | Sep | 1.22M | -4.24% |
| New Home Sales | Aug | 684K | +12.69% |
| Pending Home Sales | Aug | 71.2 | 0% |
| Existing Home Sales | Oct | 3.99M | +0.25% |
| Builder Confidence | Oct | 29 | -9.38% |

© 2026 MBS Live, LLC. - This newsletter is a service of MarketNewsletters.com.

The interest rates provided in this newsletter are national averages from independent data sources. Rate/APR terms may differ from those listed above based on the creditworthiness of the borrower. All information provided "as is" for informational purposes only, not intended for trading purposes or financial advice.

**Read or subscribe** to my newsletter online at: http://housingnewsletters.com/markfoley-homesteadfunding

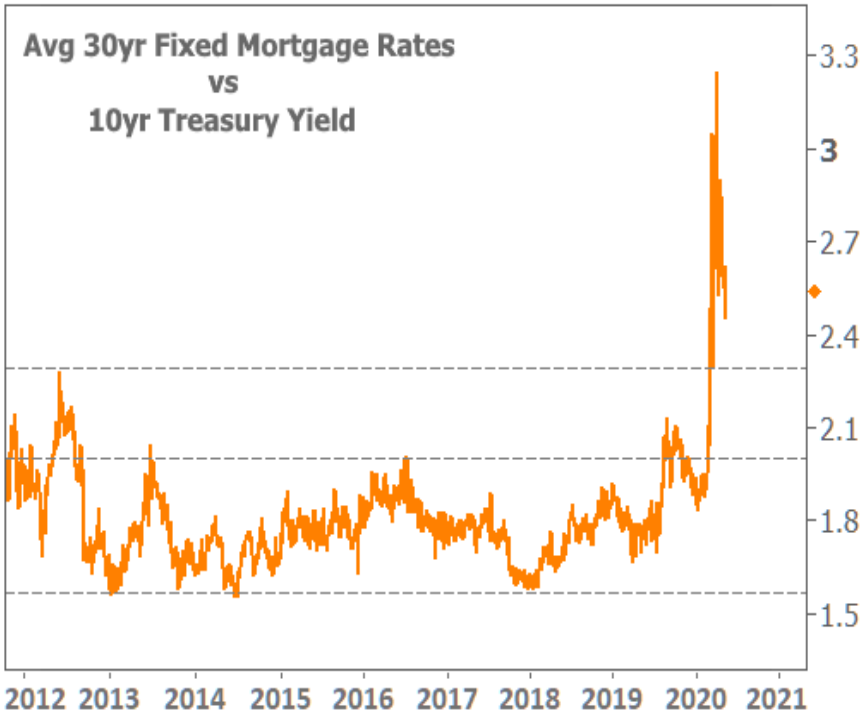


This **wouldn't** mean too much for the mortgage market if Treasuries happened to be following stock prices higher. Thankfully they're not.

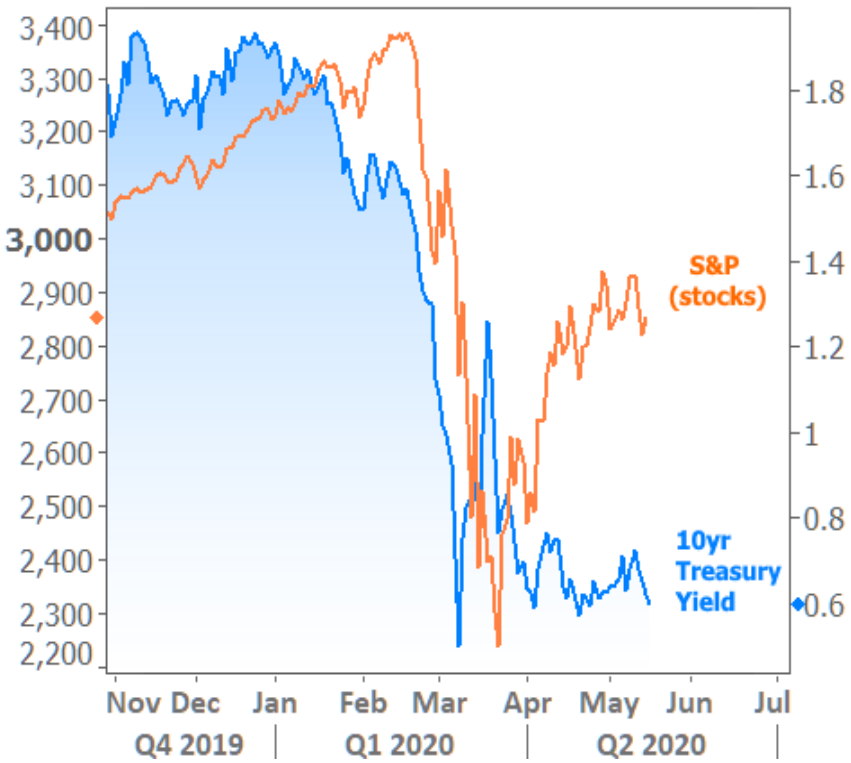


Actually, the notion of being thankful for the current stance in Treasuries is a double-edged sword because it amounts to being **thankful for bad news**. If there's a reason that Treasury yields have been able to remain so resiliently low, it's the incredibly downbeat economic outlook. The latest evidence came in the form of Friday morning's Retail Sales report, which was easily the weakest on record.

© 2026 MBS Live, LLC. - This newsletter is a service of MarketNewsletters.com.

The interest rates provided in this newsletter are national averages from independent data sources. Rate/APR terms may differ from those listed above based on the creditworthiness of the borrower. All information provided "as is" for informational purposes only, not intended for trading purposes or financial advice.

**Read or subscribe** to my newsletter online at: http://housingnewsletters.com/markfoley-homesteadfunding

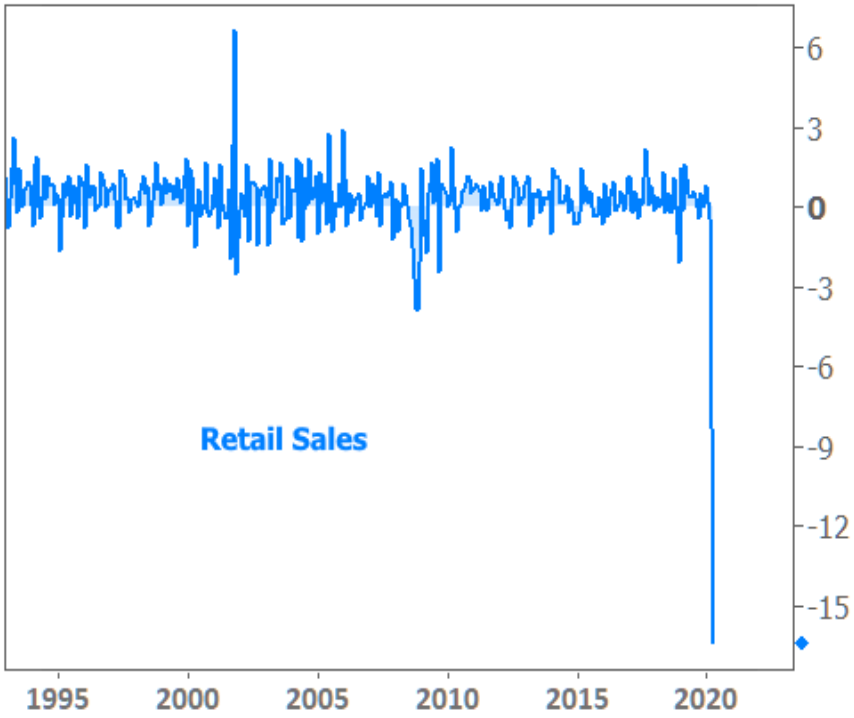


Let's put these pieces together. We have super low, relatively flat Treasury yields. We also have mortgage rates that are finally starting to close their historical gap with Treasury yields. Together, this adds up to a nice drop in mortgage rates. As of Friday, the average conforming conventional 30yr fixed rate set a new all-time low.

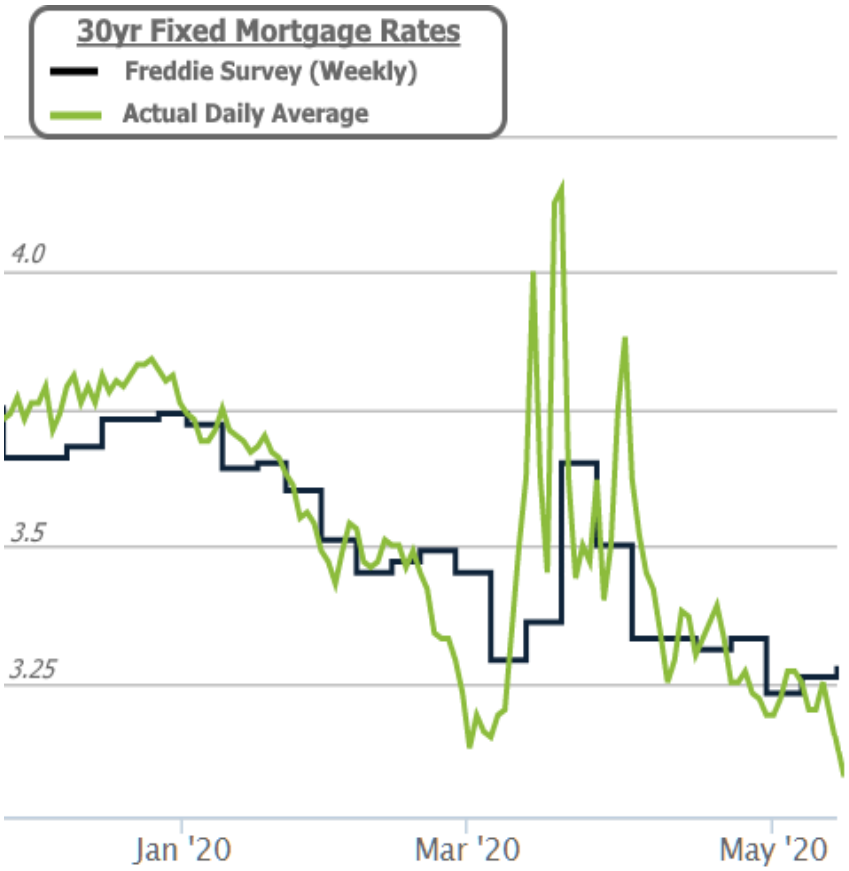


© 2026 MBS Live, LLC. - This newsletter is a service of MarketNewsletters.com.

The interest rates provided in this newsletter are national averages from independent data sources. Rate/APR terms may differ from those listed above based on the creditworthiness of the borrower. All information provided "as is" for informational purposes only, not intended for trading purposes or financial advice.

**Read or subscribe** to my newsletter online at: http://housingnewsletters.com/markfoley-homesteadfunding

This victory is tempered, for some, by the current reality of cautious mortgage investors. While they've begun to warm up to the most ideal loan scenarios, anything "off-the-beaten-path" isn't nearly as close to historical lows. This group includes risk factors like cash-out refinances, lower FICO scores, investment properties, and higher loan-to-value ratios. Combine more than a few of those factors and many lenders won't even do the loan, let alone offer a decent rate. This will change eventually, but it will take clarity on the reopening of the economy and plenty of **time.**

Subscribe to my newsletter online at: http://housingnewsletters.com/markfoley-homesteadfunding

## Recent Economic Data

| Date | Event | Actual | Forecast | Prior |
|---|---|---|---|---|
| **Tuesday, May 12** | | | | |
| 8:30AM | Apr Core CPI (Annual) (%) | 1.4 | 1.7 | 2.1 |
| **Wednesday, May 13** | | | | |
| 7:00AM | w/e MBA Purchase Index | 243.3 | | 220.0 |
| 7:00AM | w/e Mortgage Refinance Index | 3709.3 | | 3835.7 |
| 8:30AM | Apr Core Producer Prices YY (%) | 0.6 | 0.9 | 1.4 |
| **Thursday, May 14** | | | | |
| 8:30AM | w/e Jobless Claims (k) | 2981 | 2425 | 3169 |
| 8:30AM | w/e Continued jobless claims (ml) | 22.833 | 25.100 | 22.647 |
| **Friday, May 15** | | | | |
| 8:30AM | Apr Retail Sales (%) | -16.4 | -12.0 | -8.7 |
| 8:30AM | May NY Fed Manufacturing | -48.50 | -63.50 | -78.20 |
| 9:15AM | Apr Industrial Production (%) | -11.2 | -11.5 | -5.4 |
| 10:00AM | May Consumer Sentiment | 73.7 | 68.0 | 71.8 |
| 10:00AM | Mar Business Inventories (% ) | -0.2 | -0.2 | -0.4 |
| **Monday, May 18** | | | | |
| 10:00AM | May NAHB housing market indx | 37 | 35 | 30 |
| **Tuesday, May 19** | | | | |
| 8:30AM | Apr Build permits: change mm (%) | -20.8 | | -7.0 |
| 8:30AM | Apr Housing starts number mm (ml) | 0.891 | 0.927 | 1.216 |
| 8:30AM | Apr Building permits: number (ml) | 1.074 | 1.000 | 1.350 |
| 8:30AM | Apr House starts mm: change (%) | -30.2 | | -22.3 |
| **Wednesday, May 20** | | | | |
| 7:00AM | w/e MBA Purchase Index | 258.9 | | 243.3 |
| 7:00AM | w/e Mortgage Refinance Index | 3474.1 | | 3709.3 |
| **Thursday, May 21** | | | | |
| 8:30AM | May Philly Fed Business Index | -43.1 | -41.5 | -56.6 |
| 9:45AM | May PMI-Composite (source:Markit) | 36.4 | | 27.0 |
| 10:00AM | Apr Existing home sales (ml) | 4.33 | 4.30 | 5.27 |
| 10:00AM | Apr Exist. home sales % chg (%) | -17.8 | -18.9 | -8.5 |

## Event Importance:

No Stars = Insignificant
☆ Low
★ Moderate
★★ Important
★★ Very Important

© 2026 MBS Live, LLC. - This newsletter is a service of MarketNewsletters.com.

The interest rates provided in this newsletter are national averages from independent data sources. Rate/APR terms may differ from those listed above based on the creditworthiness of the borrower. All information provided "as is" for informational purposes only, not intended for trading purposes or financial advice.

**Read or subscribe** to my newsletter online at: http://housingnewsletters.com/markfoley-homesteadfunding

| Date | Event | Actual | Forecast | Prior |
|---|---|---|---|---|
| 10:00AM | Apr Leading index chg mm (%) | -4.4 | -5.5 | -6.7 |
| **Wednesday, Jul 08** | | | | |
| 1:00PM | 10-yr Note Auction (bl) | 29 | | |


## Your Trusted Home Loan Expert

Experience, knowledge, professionalism, and honesty are the cornerstones of my service. If this is what you are looking for in your Mortgage Loan Originator, then look no further. As a direct lender, Homestead Funding offers loan program options to fit your financial needs. I look forward to helping you understand the qualifications and differences of each. Trust your next home loan to a seasoned expert and contact me today.

**Mark Foley**

© 2026 MBS Live, LLC. - This newsletter is a service of MarketNewsletters.com.

The interest rates provided in this newsletter are national averages from independent data sources. Rate/APR terms may differ from those listed above based on the creditworthiness of the borrower. All information provided "as is" for informational purposes only, not intended for trading purposes or financial advice.

**Read or subscribe** to my newsletter online at: http://housingnewsletters.com/markfoley-homesteadfunding