



Jeffrey Russell

Mortgage Broker, JDR Mortgage

NMLS # 268631/1020499

30025 Alicia Pkwy, #557 Laguna Niguel, California 92677

Mobile: 949-627-3061

Fax: 949-449-8412

jeff@jdrmortgage.com

[View My Website](#)

Fed Hikes, But Rates Fall; Big News Next Week

The Federal Reserve (or "The Fed") hiked rates this week, but mortgage rates fell. While that might seem counterintuitive, it's actually relatively common and fairly logical.

There is more than one type of interest rate. Some are **fixed**. Some are **adjustable**. Some are for long-term loans while others only apply to overnight loans. The average consumer has little use for an overnight loan, but in the banking world, they're essential.

Short and long-term rates don't have much of an effect on each other. That said, things that make longer-term rates move higher can **indirectly** result in short-term rates moving higher.

Longer-term rates move higher for a **few key reasons**: faster economic growth, higher inflation, and increased supply in the bond market (i.e. government borrowing more money). Two of those three reasons (growth and inflation) are closely considered by the Fed.

The Fed Funds Rate (the thing people are talking about when they say "**the Fed hiked rates**") is strictly an overnight rate. The Fed moves its rate higher if it wants to tap the brakes on economic growth and rising inflation. It does this to promote financial stability or, simply put, to level out the peaks and valleys in boom/bust cycles.

The catch is that the Fed only meets to raise (or cut) rates 8 times a year. Moreover, they're taking a **gradual** approach at the moment and have clearly communicated their intention to hike 4 times in 2018. Given that the first two hikes were in March and June, the remaining two were almost certainly slated for September and December.

"**Almost certainly**" is actually a bit of an understatement when it came to this week's hike. It had been a foregone conclusion for more than a few weeks and could only have been derailed by an unexpected catastrophe.

Meanwhile, the rest of the interest rate world is free to move every day. That means longer-term rates like 10yr Treasury yields (the quintessential yardstick by which all other longer-term rates are measured) and mortgage rates had long since adjusted to the stronger economic data and decent inflation numbers reported so far this month.

National Average Mortgage Rates



	Rate	Change	Points
--	------	--------	--------

Mortgage News Daily

30 Yr. Fixed	7.08%	-0.05	0.00
15 Yr. Fixed	6.45%	-0.02	0.00
30 Yr. FHA	6.55%	-0.05	0.00
30 Yr. Jumbo	7.25%	-0.04	0.00
5/1 ARM	7.07%	-0.03	0.00

Freddie Mac

30 Yr. Fixed	6.86%	-0.01	0.00
15 Yr. Fixed	6.16%	+0.03	0.00

Rates as of: 7/3

Market Data

	Price / Yield	Change
MBS UMBS 6.0	100.39	+0.19
MBS GNMA 6.0	100.53	+0.14
10 YR Treasury	4.3602	-0.0724
30 YR Treasury	4.5297	-0.0761

Pricing as of: 7/3 5:59PM EST

Recent Housing Data

		Value	Change
Mortgage Apps	Jun 12	208.5	+15.58%
Building Permits	Mar	1.46M	-3.95%
Housing Starts	Mar	1.32M	-13.15%
New Home Sales	Mar	693K	+4.68%
Pending Home Sales	Feb	75.6	+1.75%
Existing Home Sales	Feb	3.97M	-0.75%
Builder Confidence	Mar	51	+6.25%

Because longer-term rates had already **taken their lumps**, so to speak, the Fed rate hike had no ill effects. It was merely getting caught up with the rest of the interest rate world.

All of the above accounts for why longer-term rates weren't forced **HIGHER** by the Fed, but it doesn't explain why rates moved **LOWER**.

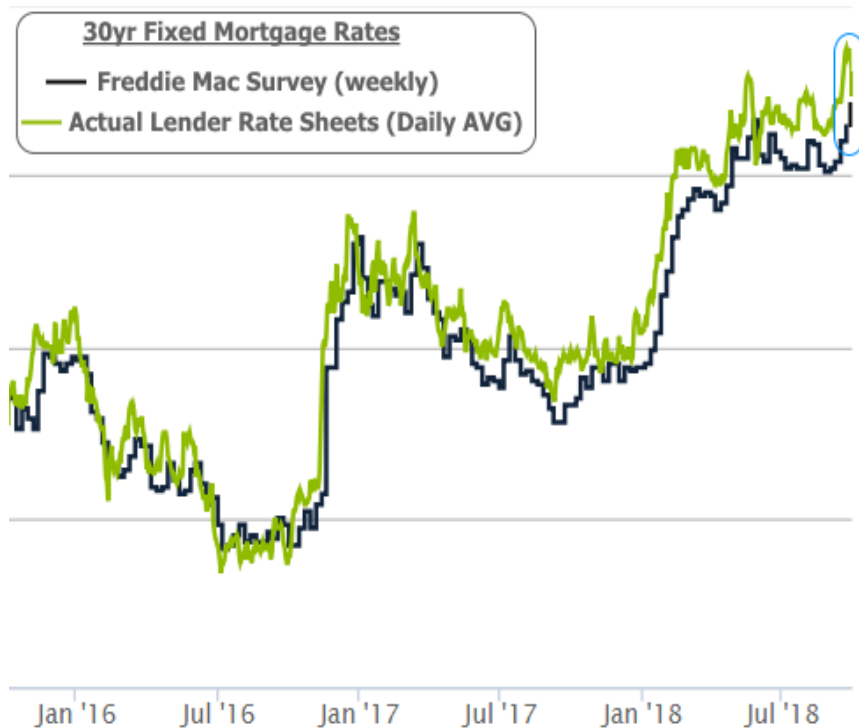
First of all, rates haven't moved **much** lower from the recent highs. It's been a token pull-back at best. Due to the small size of the improvement, the underlying reasons are open to debate, and arguably not that important. Nonetheless, here are a few that most would agree on:

- Fed Chair Powell mentioned the Fed is not worried about inflation rising surprisingly quickly
- Longer-term rates often get in a slightly overly-defensive position ahead of Fed rate hikes and then calm down modestly after the hike actually happens.
- Stocks have moved slightly lower throughout the week which could suggest some of the biggest money managers are reallocating assets from stocks to bonds before the end of the quarter (inflows into bonds would help push interest rates slightly lower)

To put the improvement in perspective, consider that 10yr yields only fell from recent highs of 3.10% on Tuesday to 3.05% by Friday afternoon. **Mortgage rates** fared slightly better, with some lenders nearly an eighth of a percentage point better compared to their recent highs.

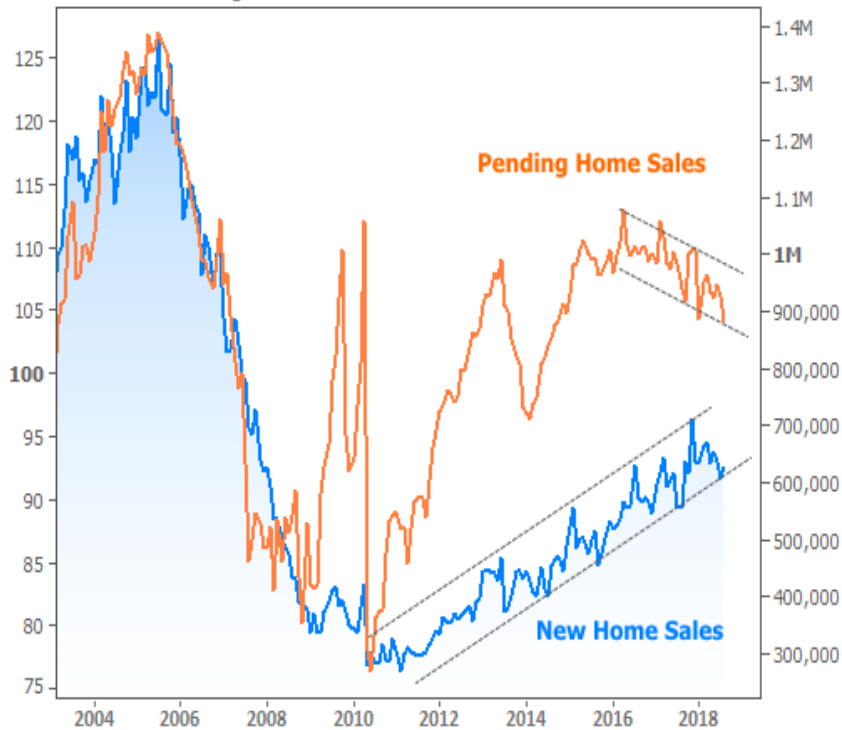
The notion that mortgage rates **fell** this week might run counter to other headlines you've seen. That has to do with the news media's reliance on Freddie Mac's weekly survey-based mortgage rate report.

Freddie's numbers are fine in the long run, but they only really capture Monday/Tuesday movement. Indeed, **rates stunk** on Tuesday and have moved lower since then. As such, Freddie is just now getting caught up with the long-term highs I told you about last week, while this week's rates were most certainly lower by Thursday and Friday.



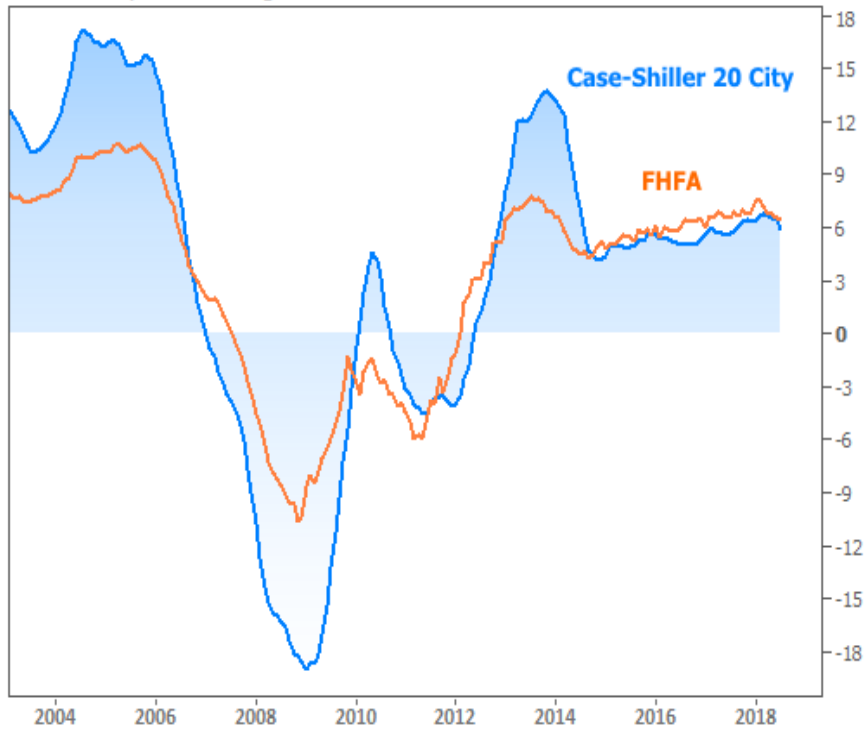
The mortgage and housing markets need all the help they can get at the moment, depending on your point of view. **Refinance** activity is definitely depressed in light of the rate situation. The pressure is even being felt in the **purchase** market, but as the following chart suggests, New Home Sales have been faring better compared to Pending Home Sales (which include existing homes). Both were updated this week, with Pending Sales continuing to slide and purchases holding steady.

New Home Sales vs Pending Home Sales



Despite the leveling-off in home sales numbers, **price growth** has yet to take significant damage. Both the Case-Shiller and FHFA price indices were updated this week. If it seems like price growth is staying stronger than your local experience suggests, keep in mind that there is a fair amount of lag in home price data (these reports cover July).

Home Prices, Annual Change



Next week brings several important economic reports. Investors are **more anxious than normal** to see Friday's big jobs report. It was the same data that arguably kicked off the bad times for rates in early September (due to the wage growth component). If wages remain strong in next week's data, rates could quickly face renewed pressure. On the other hand, if wages fall, and especially if last month's data is revised lower, rates could easily add to the fledgling recovery seen over the past 3 days.

Subscribe to my newsletter online at: <http://housingnewsletters.com/jdrmortgage>

Recent Economic Data

Date	Event	Actual	Forecast	Prior
Tuesday, Sep 25				
9:00AM	Jul CaseShiller 20 yy (%)	+5.9	6.2	6.3
9:00AM	Jul Monthly Home Price mm (%)	0.2		0.2
9:00AM	Jul Monthly Home Price yy (%)	6.4		6.5
10:00AM	Sep Consumer confidence	138.4	132.0	133.4
Wednesday, Sep 26				
7:00AM	w/e MBA Purchase Index	240.4		234.2
7:00AM	w/e Mortgage Refinance Index	946.8		917.1
10:00AM	Aug New home sales-units mm (ml)	0.629	0.630	0.627
10:00AM	Aug New home sales chg mm (%)	+3.5	0.5	-1.7
2:00PM	N/A FOMC rate decision (%)	2.125	2.125	1.875
Thursday, Sep 27				
8:30AM	Q2 GDP Final (%)	4.2	4.2	4.2

Event Importance:

- No Stars = Insignificant
- ☆ Low
- ★ Moderate
- ★★ Important
- ★★★ Very Important

Date	Event	Actual	Forecast	Prior
8:30AM	Aug Durable goods (%)	4.5	2.0	-1.7
8:30AM	Aug Nondefense ex-air (%)	-0.5	0.4	1.6
8:30AM	w/e Jobless Claims (k)	214	210	201
10:00AM	Aug Pending Sales Index	104.2		106.2
10:00AM	Aug Pending Home Sales (%)	-1.8	-0.4	-0.7
Friday, Sep 28				
8:30AM	Aug Personal Income (%)	+0.3	0.4	0.3
8:30AM	Aug Consumer Spending (Consumption) (%)	+0.3	0.3	0.4
8:30AM	Aug Core PCE (y/y) (%)	+2.0	2.0	2.0
9:45AM	Sep Chicago PMI	60.4	62.5	63.6
10:00AM	Sep U Mich 5-Yr Inf Final (%)	2.5		2.4
10:00AM	Sep U Mich Sentiment Final (ip)	100.1	100.8	100.8
10:00AM	Sep U Mich 1Yr Inf Final (%)	2.7		2.8
Monday, Oct 01				
10:00AM	Sep ISM Manufacturing PMI	59.8	60.1	61.3
10:00AM	Aug Construction spending (%)	0.1	0.4	0.1
10:00AM	Sep ISM Mfg Prices Paid	66.9	71.0	72.1
Tuesday, Oct 02				
9:45AM	Sep ISM-New York index	822.0		810.7
Wednesday, Oct 03				
7:00AM	w/e MBA Purchase Index	240.7		240.4
7:00AM	w/e Mortgage Refinance Index	945.9		946.8
8:15AM	Sep ADP National Employment (k)	230	185	163
10:00AM	Sep ISM N-Mfg PMI	61.6	58.0	58.5
10:00AM	Sep ISM N-Mfg Bus Act	65.2	60.3	60.7
Thursday, Oct 04				
8:30AM	w/e Jobless Claims (k)	207	210	214
10:00AM	Aug Factory orders mm (%)	2.3	2.1	-0.8
Friday, Oct 05				
8:30AM	Sep Average earnings mm (%)	0.3	0.3	0.4
8:30AM	Sep Non-farm payrolls (k)	134	185	201
8:30AM	Sep Unemployment rate mm (%)	3.7	3.8	3.9