



**James Rangel**

Mortgage Broker, Stewardship Lending Solutions

Company NMLS #2431447

2000 S Colorado Blvd, Bldg 1 suite 2000, Denver, CO 80222

Mobile: 720-838-4991

[james@stewardshiplending.com](mailto:james@stewardshiplending.com)

[View My Website](#)

## Rates Plummet as The Market Buys Into The Big Shift

The events of this past week serve as an exclamation point in one of the many sentences that tells the story of the big shift away from the generationally high rates seen at the end of 2023. The story has had its ups and down since then, but it had been going fairly well for fans of low rates over the past 3 months.

In fact, the last 3 months mark the first successful defeat of what had looked like yet another "false start" in the road toward lower rates. Measured in terms of 10yr Treasury yields, long term rates have only made 3 attempts to drop more than half a percent since they began skyrocketing in 2022. The first two attempts ultimately gave way to new highs. If rates had moved just a bit higher a few months ago, it would have happened again.



Zooming in on the past year, here's a general breakdown of the key motivations for these swings:

## National Average Mortgage Rates



	Rate	Change	Points
--	------	--------	--------

### Mortgage News Daily

30 Yr. Fixed	6.40%	-0.22	0.00
15 Yr. Fixed	5.89%	-0.26	0.00
30 Yr. FHA	6.10%	-0.03	0.00
30 Yr. Jumbo	6.68%	-0.12	0.00
5/1 ARM	6.25%	-0.08	0.00

### Freddie Mac

30 Yr. Fixed	6.73%	-0.13	0.00
15 Yr. Fixed	5.99%	-0.17	0.00

Rates as of: 8/2

## Market Data

	Price / Yield	Change
MBS UMBS 5.5	100.88	+0.53
MBS GNMA 5.5	100.87	+0.42
10 YR Treasury	3.7890	-0.1894
30 YR Treasury	4.1059	-0.1704

Pricing as of: 8/2 5:59PM EST

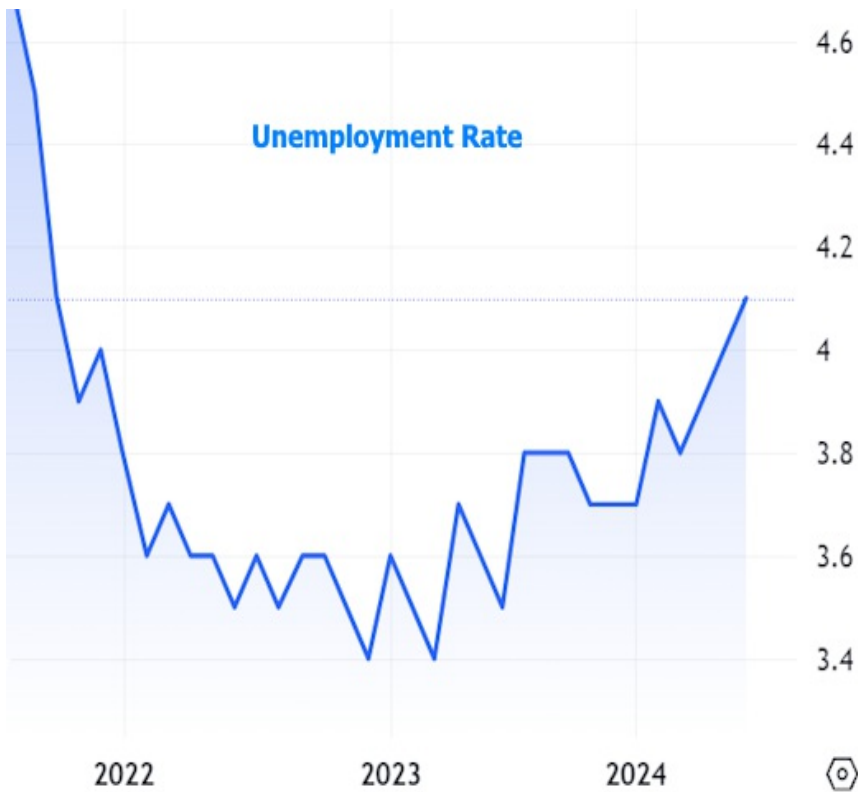
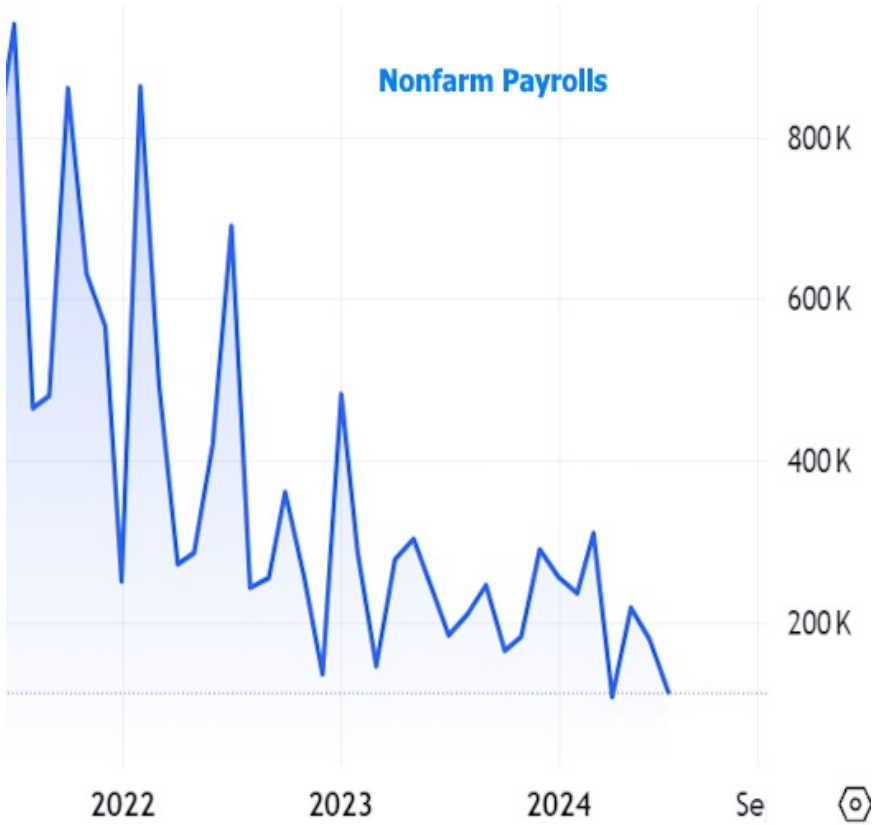
## Recent Housing Data

		Value	Change
Mortgage Apps	Jul 10	206.1	-0.19%
Building Permits	Mar	1.46M	-3.95%
Housing Starts	Mar	1.32M	-13.15%
New Home Sales	Mar	693K	+4.68%
Pending Home Sales	Feb	75.6	+1.75%
Existing Home Sales	Feb	3.97M	-0.75%
Builder Confidence	Mar	51	+6.25%



May through July could be described as cautiously optimistic due to well-received improvements in inflation data. During this time, the Fed said it was feeling more and more confident about cutting rates, but that it could be patient due to a labor market that was still rather strong. Similar sentiments were shared by the Fed as recently as this week, but that was before this week's jobs report came out.

Headline job creation (nonfarm payrolls) fell to 114k in July--well short of the forecast consensus of 175k. In addition, the unemployment rate ticked up to 4.3% from 4.1% and wage growth fell to 0.2% from 0.3% with annual growth hitting pre-pandemic levels for the first time since stabilizing at long-term highs.

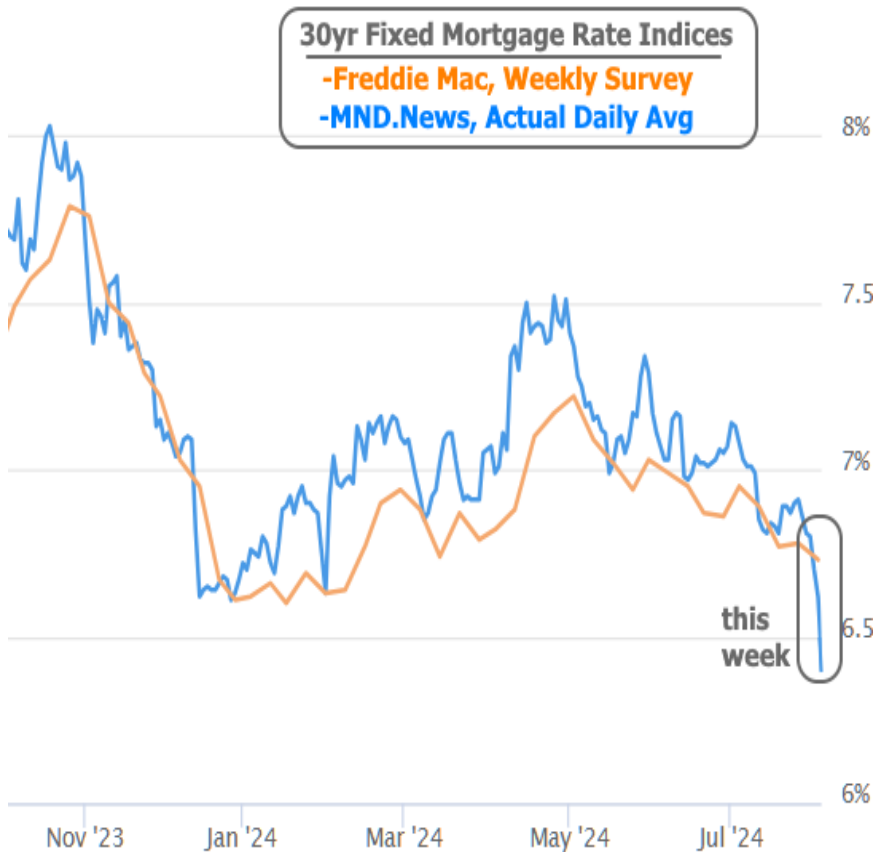




Bonds and rates were already in good spirits due to bad economic news on Thursday (higher Jobless Claims data and a weaker ISM Manufacturing Index), but the jobs report took the rally to the next level. Here's how it looked in terms of expectations for the Fed Funds Rate by the end of 2024 (notably, Wednesday's Fed announcement had very little impact on the outlook compared to Thu/Fri econ data):



In other words, traders were expecting the Fed to be able to cut rates by half a percent before this week, but now see at least a full point of cuts. At times like this, short term rates move much more than longer term rates like mortgages. Even so, Friday was one of only a few days in the past 2 decades with as big of a single day drop in average mortgage rates.



It's very fair to ask where we go from here. There is never a crystal ball and the lessons of early 2024 should be kept in mind. Additional improvement in rates will require a fresh supply of downbeat economic data and there aren't many big ticket reports on the horizon. Apart from Monday's ISM Services Index, we'll be waiting until the following week for the next installment of the Consumer Price Index (CPI)--the only other report that's as big of a deal as the jobs report these days.

Beyond the next 2 weeks, the next month and a half could be particularly volatile. As it stands, the market is second-guessing the Fed's decision to hold steady this week, and wondering if they'll be playing catch-up in mid September in the event econ data keeps trending weaker.

Subscribe to my newsletter online at: <http://housingnewsletters.com/stewardshiplending>

## Recent Economic Data

Date	Event	Actual	Forecast	Prior
<b>Tuesday, Jul 30</b>				
9:00AM	May FHFA Home Price Index m/m (%)	0%	0.2%	0.2%
9:00AM	May CaseShiller 20 mm nsa (%)	1%		1.4%
10:00AM	Jun USA JOLTS Job Openings	8.184M	8M	8.14M
<b>Wednesday, Jul 31</b>				
7:00AM	Jul/26 MBA Purchase Index	132.8		134.8

## Event Importance:

No Stars = Insignificant

☆ Low

★ Moderate

★★ Important

★★★ Very Important

Date	Event	Actual	Forecast	Prior
7:00AM	Jul/26 MBA Refi Index	570.7		614.9
8:15AM	Jul ADP jobs (k)	122K	150K	150K
8:30AM	Treasury Refunding Announcement (%)			
8:30AM	Q2 Employment costs (%)	0.9%	1%	1.2%
9:45AM	Jul Chicago PMI	45.3	45	47.4
10:00AM	Jun Pending Home Sales (%)	4.8%	1.5%	-2.1%
2:00PM	Fed Interest Rate Decision	5.5%	5.5%	5.5%
2:30PM	Fed Press Conference			
<b>Thursday, Aug 01</b>				
8:30AM	Jul/27 Jobless Claims (k)	249K	236K	235K
10:00AM	Jul ISM Manufacturing PMI	46.8	48.8	48.5
<b>Friday, Aug 02</b>				
8:30AM	Jul Non Farm Payrolls	114K	175K	206K
8:30AM	Jul Unemployment rate mm (%)	4.3%	4.1%	4.1%

## Upcoming Economic Data

Date	Event	Forecast	Prior
<b>Monday, Aug 05</b>			
9:45AM	Jul S&P Global Services PMI ★★	56	55.3
10:00AM	Jul ISM N-Mfg PMI ★★	51	48.8
<b>Thursday, Aug 08</b>			
8:30AM	Aug/03 Jobless Claims (k) ☆	250K	249K

## Stewardship Lending Solutions

Mortgage news update!

James Rangel

