



Wil Harmsen

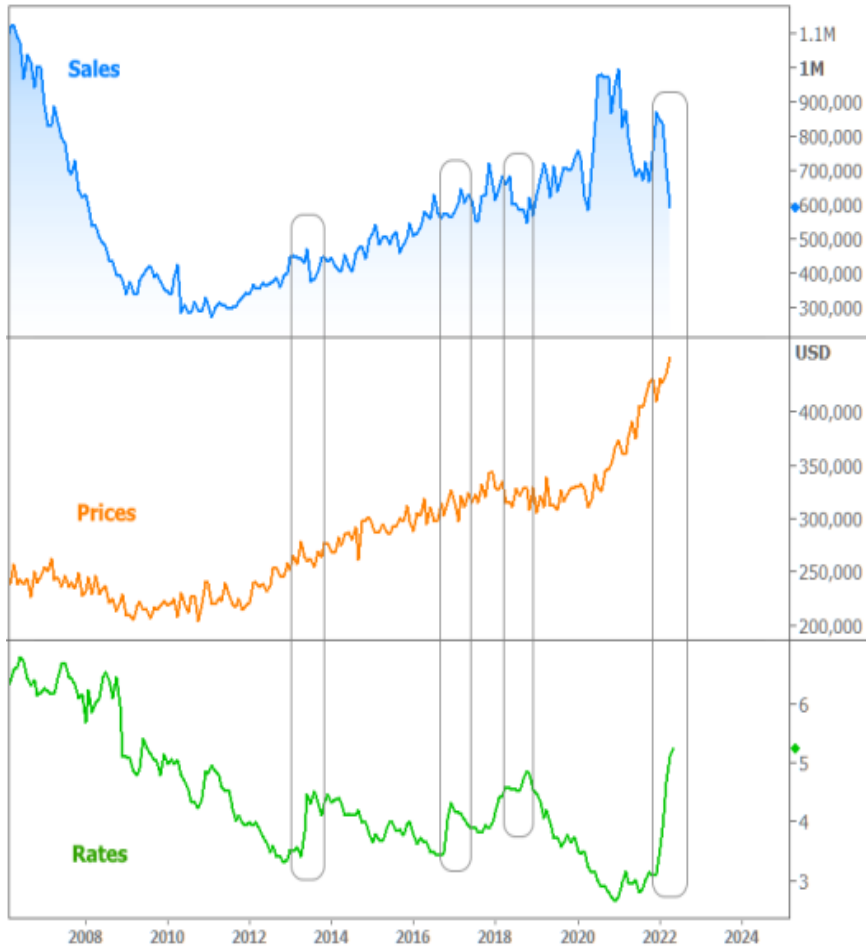
Loan Officer, Cornerstone Home Lending
 NMLS 420502
 1425 Hawk Parkway, Unit 4 Montrose, CO 81401

Office: 970-964-5005
 Mobile: 970-901-4029
wharmsen@houseloan.com
[View My Website](#)

Big Shift in Housing Numbers. Scary or Welcome?

The housing market has been keeping its head down, keeping calm, and carrying on in the face of the **biggest rate spike** since the 1980s. The ability to tune out rising rates is nothing new for home prices, **as discussed a few weeks back**. The same is often true for home sales, but sales tend to show more of an impact than prices, and sooner.

The following chart shows several of the biggest rate spikes of the past decade (and yes, they do look small in comparison to 2022) in conjunction with New Home Sales. One could argue that prices leveled off in 2018 as rates continued to rise, but the only case for immediate impact is on the sales front. Even then, it's minimal.



Market Data

	Price / Yield	Change
MBS UMBS 5.0	99.35	-0.16
MBS GNMA 5.0	99.91	-0.04
10 YR Treasury	3.9039	+0.0424
30 YR Treasury	4.1932	+0.0468

Pricing as of: 8/30 5:59PM EST

Recent Housing Data

	Value	Change
Mortgage Apps	Aug 28 226.9	+0.49%
Building Permits	Mar 1.46M	-3.95%
Housing Starts	Mar 1.32M	-13.15%
New Home Sales	Mar 693K	+4.68%
Pending Home Sales	Feb 75.6	+1.75%
Existing Home Sales	Feb 3.97M	-0.75%
Builder Confidence	Mar 51	+6.25%

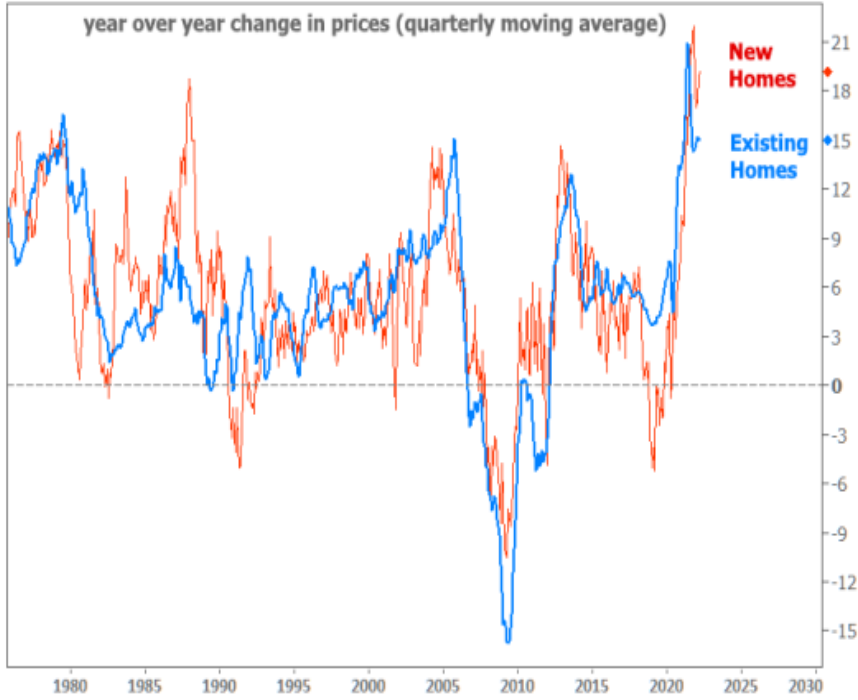
Whatever it was that accounts for the resilience in the past, it's clear that something new is happening right now. Moreover, it is happening QUICKLY. Just last month, New Home Sales were still higher than any other time in the 12 years leading up to the pandemic. Now in this week's new numbers from the Census Bureau, New Home Sales have plummeted to nearly the lowest levels in 5+ years.

And Pending Home Sales painted an even bleaker picture 2 days after the New Homes Sales data:

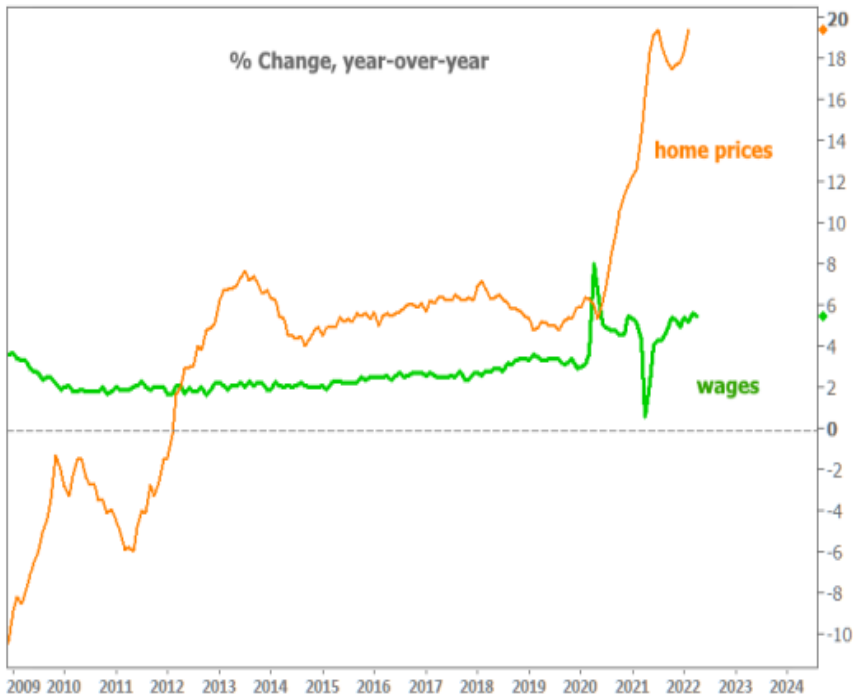


There are several ways to approach this. None of them are too complicated or surprising.

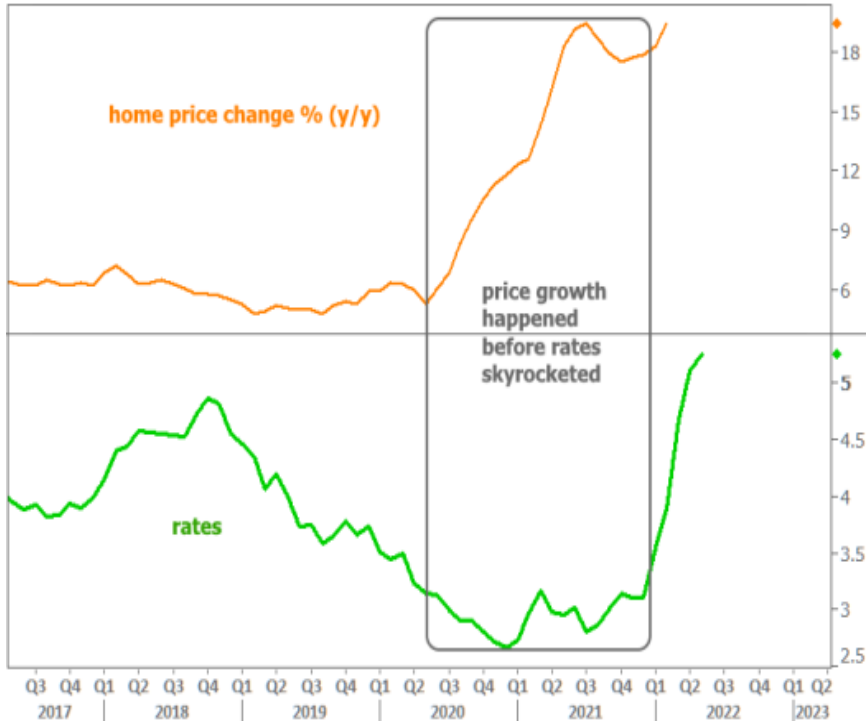
1. **Prices have surged unsustainably.** Whether we're talking about new or existing homes, prices have surged at the fastest pace on record.



This was never bound to continue, even if rates had remained low. Exponentially less aggressive wage growth is just one reason.



2. Rates have skyrocketed. Rapidly rising rates merely accelerate the much-needed cooling that housing market would have seen anyway. Some may wonder how prices continue to rise even as rates have skyrocketed, but rates didn't really begin to spike until a majority of the recent home price gains were in place. In other words, to whatever extent rates help to speed up the cooldown, we wouldn't expect to see the effect in home prices just yet.



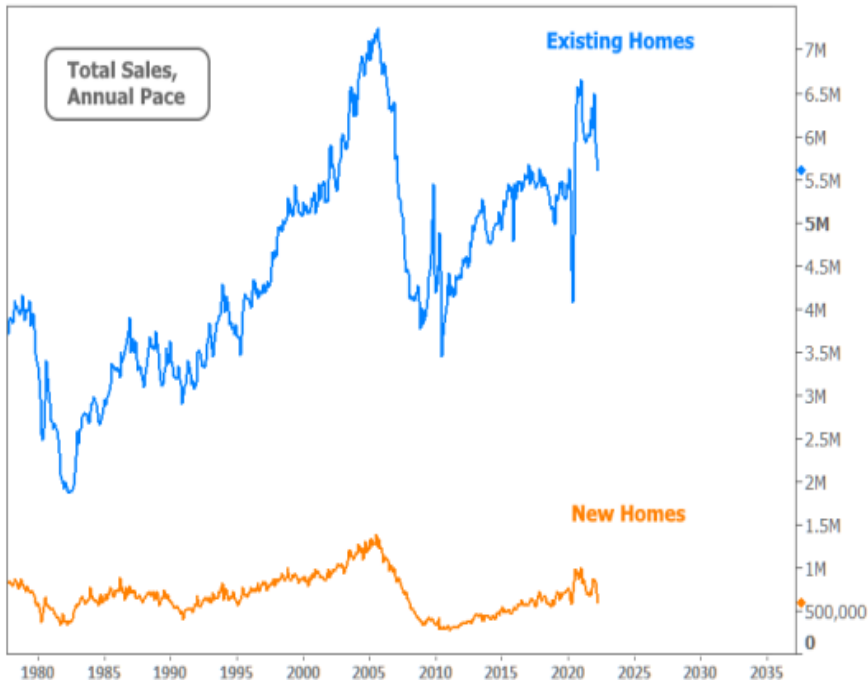
3. This has been a rare combination of price growth and higher rates. We have unprecedented home price growth followed by nearly unprecedented interest rate increases. The juxtaposition goes a long way in helping us reconcile the drop in sales (think "affordability").

4. Inventory isn't really helping. The notion that inventory is holding back the housing market is a common refrain, and it's often been true. It's even true right now depending on geography and price range. But it's universally true when considering existing homes compared to new homes, even though new home inventory has technically recovered.

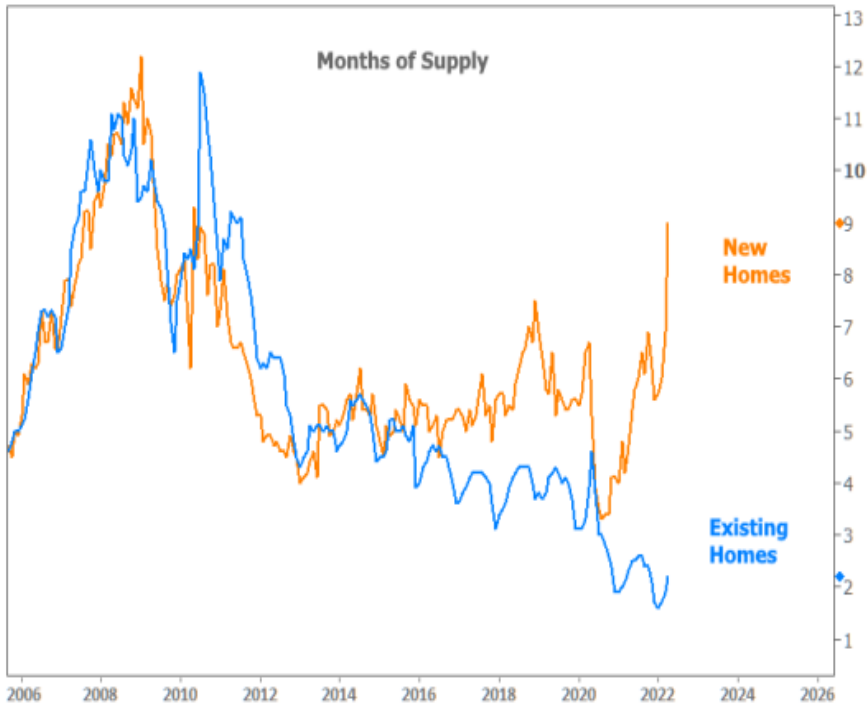


So inventory is no longer a problem for home sales? Eh... **not so fast**. Again, we're just talking about **new** homes. That market did much of the heavy lifting early in the pandemic when existing homes were nowhere to be found. Now they're suffering from rising material costs, rampant appreciation, and higher rates. All of that creates affordability issues that put many new homes out of reach for many prospective buyers. Last but not least, many new homes are simply "available for purchase" despite not being built yet.

Perhaps the **most important** thing to understand when it comes to inventory issues is the scope of new vs existing home sales. A chart says more than words:



With that scope in mind (roughly 10 times more existing homes vs new homes), here's how inventory compares. Note: most of the recent uptick in existing homes is seasonal.

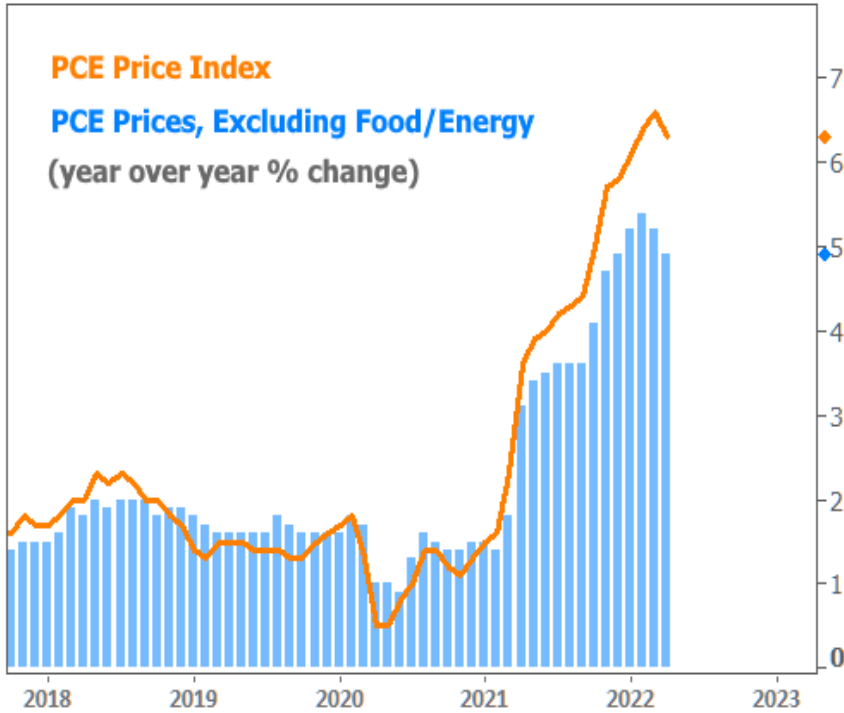


Bottom line: the housing market hasn't exactly turned on a dime to the extent suggested by the drop in New Home Sales. That said, there are signs of cooling. Just this week, The National Association of Realtors (NAR) noted an uptick in inventory versus the same week last year. Homes for sale were up 9% year-over-year. That's the fastest pace NAR has recorded since they began tracking the data in 2017.

Is this scary? It's actually promising. Housing overheated for understandable reasons. Cooling is welcome. Inventory is welcome. We need price gains to slow down to even begin to make a dent in affordability.

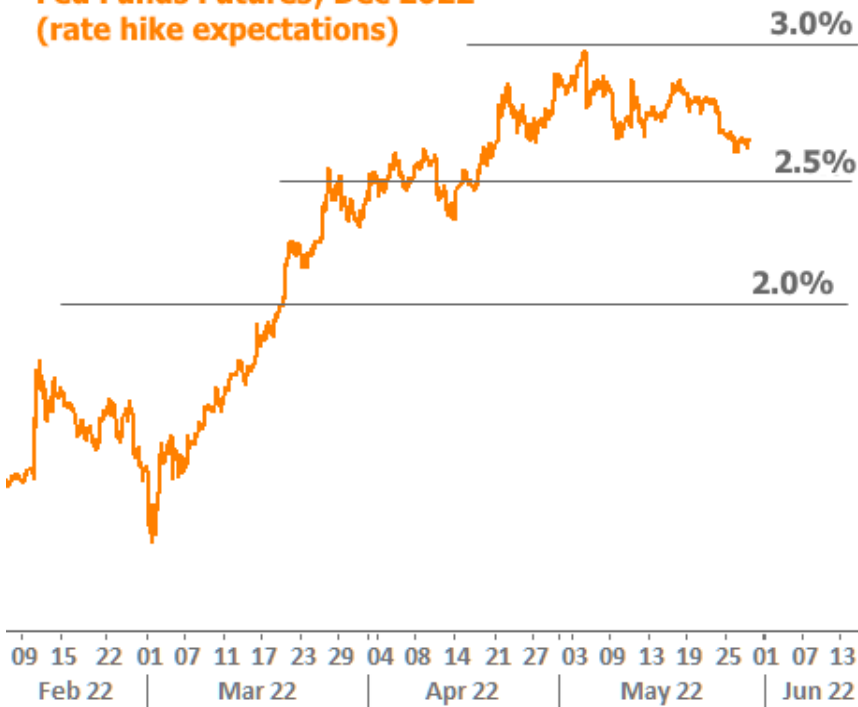
Speaking of prices cooling down, that's also important to the other side of the affordability equation: **rates!**

This week's inflation data showed a modest deceleration in both the headline price index and the "core" index (which excludes food and energy) for the first time since inflation really started surging in early 2021.

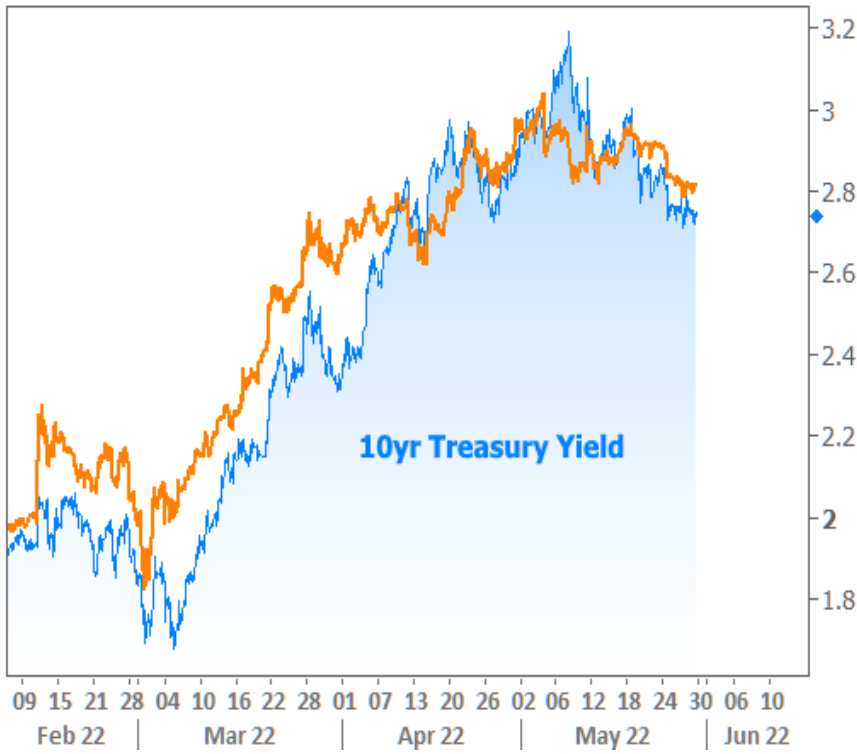


This is important because the bond market (which determines rates) has finally reached a point where traders are considering whether rates have risen enough to account for the inflation outlook as well as the Federal Reserve's response to inflation. Traders who bet on the future level of the Fed Funds Rate are thinking flatter and flatter thoughts over the next 6 months.

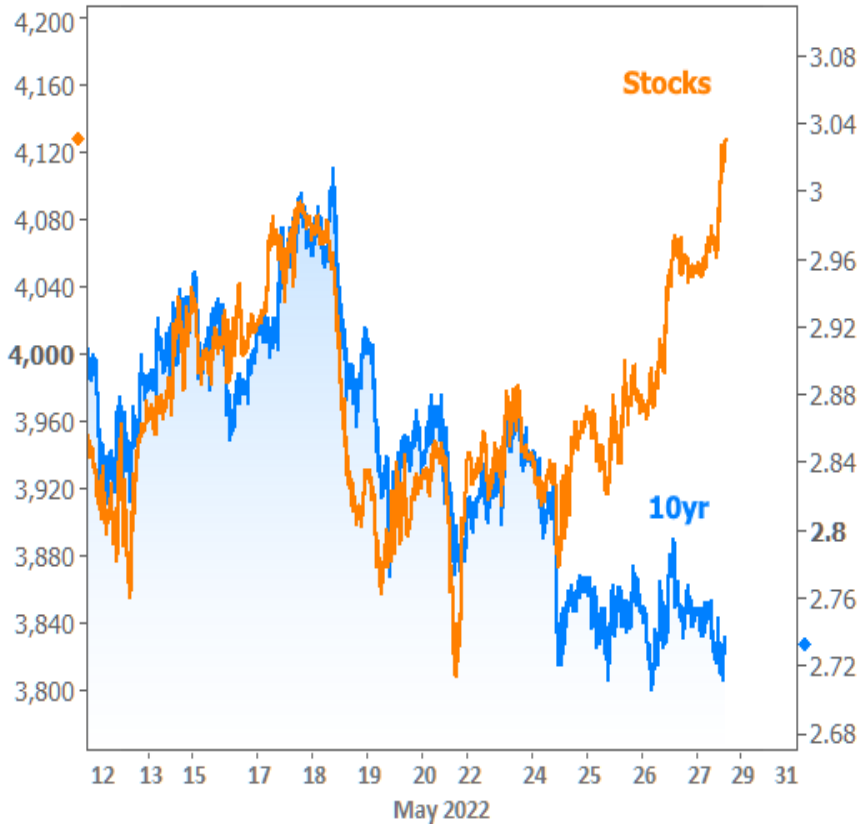
**Fed Funds Futures, Dec 2022
(rate hike expectations)**



The Fed Funds Rate doesn't directly affect longer term rates like mortgages and 10yr Treasury yields, but Fed rate EXPECTATIONS correlate much better. In other words, as expectations for Fed rate hikes have leveled off, so too have longer-term rates themselves.. The following chart has the same orange line from the chart above, plus 10yr Treasury yields:



Bonds are also showing resilience in the face of a bounce in the stock market. For most of the past month, bonds and stocks had been moving in lock step.



Is this good? Can it last?

Yes, it's very good, but there's no way to be certain it lasts. What really matters here is that this is the first time in 2022 where we have legitimately been able to entertain that rates have shifted gears from "skyrocketing" to "sideways."

Please understand, the ability to entertain such things is no guarantee of their continuance, nor does it mean there won't be days that would lead us to second guess the conclusion.

Ultimately, the staying power of the current ceiling will be determined by incoming data (primarily, inflation data), and it will take a few months to assess Ukraine-related commodity price shocks.

Subscribe to my newsletter online at: <http://housingnewsletters.com/harmsenteam>

Recent Economic Data

Date	Event	Actual	Forecast	Prior
Tuesday, May 24				
9:45AM	May Markit Manuf. PMI	57.5	57.5	59.2
9:45AM	May Markit Services PMI	53.5	55.2	55.6
10:00AM	Apr New Home Sales (%) (%)	-16.6		-8.6
10:00AM	Apr New Home Sales (ml)	0.591	0.750	0.763
1:00PM	2-Yr Note Auction (bl)	47		
Wednesday, May 25				
7:00AM	w/e MBA Purchase Index	225.5		225.0

Event Importance:

- No Stars = Insignificant
- ☆ Low
- ★ Moderate
- ★★ Important
- ★★★ Very Important

Date	Event	Actual	Forecast	Prior
7:00AM	w/e MBA Refi Index	794.9		826.9
8:30AM	Apr Durable goods (%)	0.4	0.6	1.1
1:00PM	5-Yr Note Auction (bl)	48		
2:00PM	FOMC Minutes			
Thursday, May 26				
8:30AM	Q1 GDP Prelim (%)	-1.5	-1.3	-1.4
8:30AM	w/e Jobless Claims (k)	210	215	218
10:00AM	Apr Pending Sales Index	99.3		103.7
10:00AM	Apr Pending Home Sales (%)	-3.9	-2.0	-1.2
1:00PM	7-Yr Note Auction (bl)	42		
Friday, May 27				
8:30AM	Apr Core PCE Inflation (y/y) (%)	4.9	4.9	5.2
10:00AM	May Sentiment: 5y Inflation (%)	3.0		3.0
10:00AM	May Sentiment: 1y Inflation (%)	5.3		5.4
10:00AM	May Consumer Sentiment (ip)	58.4	59.1	59.1

Who We Are

When choosing a mortgage loan officer, trust is a key component. You want a lender who will honor their commitments, create a satisfying customer experience and recommend and provide loan products that meet your financing goals. We are readily accessible and committed to serving you and your needs. We aim to not only meet, but to exceed your expectations. We are a lender you can trust.

Wil Harmsen

