

Mark Yecies

Vice President Mortgage Lending, Guaranteed Rate Affinity
18958
16 Arcadian Ave, Unit C-6 Paramus, NJ 07652

Office: 973-713-7964
Mobile: 9737137964
mark.yecies@grarate.com
View My Website

Don't Call it a Comeback: Flipping is Modest by Bubble Standards

Is flipping back in vogue? CoreLogic, in a two-part article published in its blog says activity is up, but so far we are seeing **nothing like the level of activity in 2005**. Flipping is defined as an investor purchasing a home, renovating and repairing it, and selling it at a profit within a short period of time.

Easy access to credit and home prices that were steadily marching upward fueled record levels of flipping before the housing bubble burst. At the peak in the first quarter of 2005 there were an estimated 80,000 units "flipped," accounting for **6.4 percent** of home sales. By the first quarter of 2009 the number of flips had slipped to under 20,000, a little over a **1 percent** share.

Figure 1: Flipped Properties Over Time at the National Level

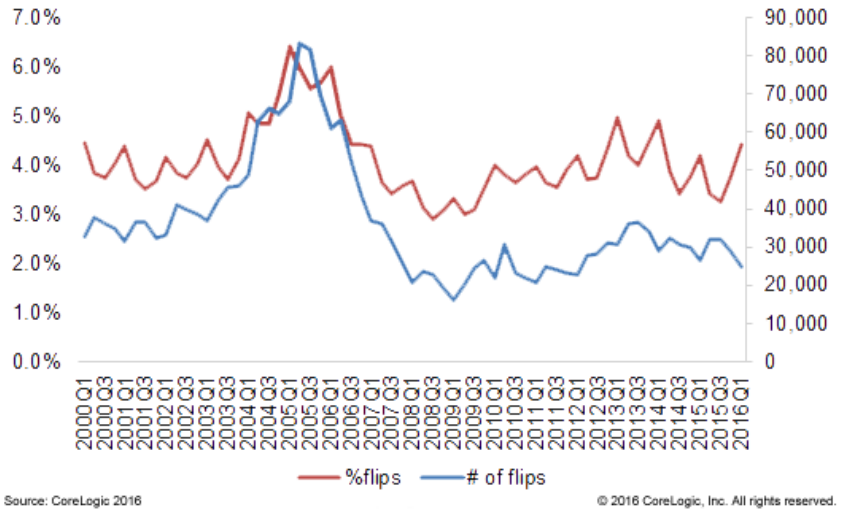

Now prices have been appreciating at a relatively high rate for the last four years and have set new price peaks in some states. Is flipping back and in what markets?

CoreLogic analyst Bin He recently looked at flipping on both the state and metro levels. As of the first quarter of 2016 flipping made up 4.4 percent of sales but in actual unit numbers flipping is **down 70 percent** due to a much

National Average Mortgage Rates



Mortgage News Daily

	Rate	Change	Points
30YR Fixed	7.29%	+0.03	0.00
15YR Fixed	6.93%	+0.11	0.00
30YR FHA	6.97%	+0.02	0.00
30YR Jumbo	7.40%	0.00	0.00
7/6 SOFR	6.68%	+0.08	0.00
30YR VA	6.99%	+0.03	0.00

Rates as of: 11/27

MBS and Treasury

	Price / Yield	Change
MBS UMBS 6.0	99.65	-0.24
10 YR Treasury	4.9345	+0.0755
30 YR Treasury	5.3271	+0.0792

Pricing as of: 11/27 5:59PM EST

Recent Housing Data

		Value	Change
Mortgage Apps	Nov 18	212	+6.11%
Building Permits	Oct	1.3M	-7.5%
Housing Starts	Oct	1.31M	+7.21%
New Home Sales	Oct	701K	+3.7%
Pending Home Sales	Oct	63	-4.69%
Existing Home Sales	Oct	3.99M	+0.25%
Builder Confidence	Nov	25	-13.79%

© 2026 MBS Live, LLC. - This newsletter is a service of MarketNewsletters.com.

The interest rates provided in this newsletter are national averages from independent data sources. Rate/APR terms may differ from those listed above based on the creditworthiness of the borrower. All information provided "as is" for informational purposes only, not intended for trading purposes or financial advice.

Read or subscribe to my newsletter online at: http://housingnewsletters.com/gra

lower volume of all sale than during the peak quarter.

But if the numbers are down, profits are not. Flips in the first quarter of this year brought in a **median gross profit of $56,000**, up 17 percent from the $48,000 profit in 2005. However, investors were making a bigger percentage profit in 2009 when the volume was lowest - 47.7 percent compared to 41.1 percent this year - possibly because of a decline in the share of distressed sales which were often purchased at a significant discount.

Figure 2: Median Gross Profit Per Property Flipped and Median Percentage Gross Profit Across the Country

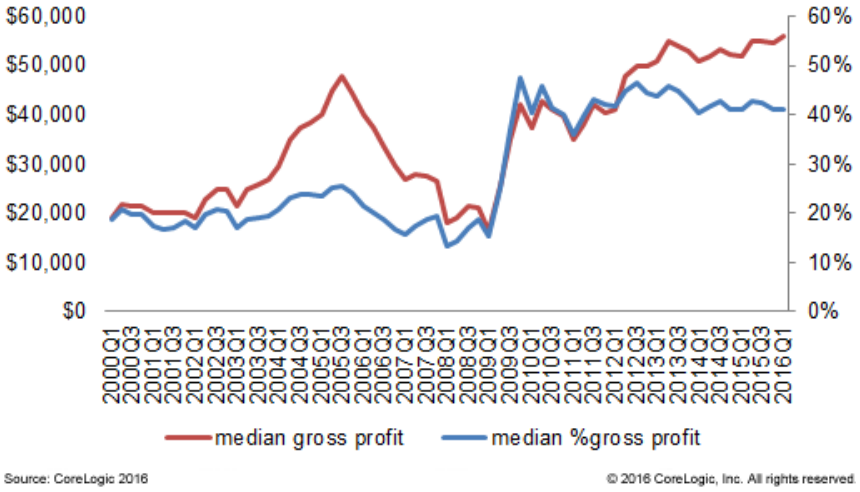

Source: CoreLogic 2016

© 2016 CoreLogic, Inc. All rights reserved

It takes an investor longer to make to realize that quick profit than before the housing crisis. CoreLogic says the average time to flip during the housing bubble was 150 days, now the average is 154 days and that number appears to be rising.

© 2026 MBS Live, LLC. - This newsletter is a service of MarketNewsletters.com.

The interest rates provided in this newsletter are national averages from independent data sources. Rate/APR terms may differ from those listed above based on the creditworthiness of the borrower. All information provided "as is" for informational purposes only, not intended for trading purposes or financial advice.

Read or subscribe to my newsletter online at: http://housingnewsletters.com/gra

Figure 3: Average Days to Flip a Property

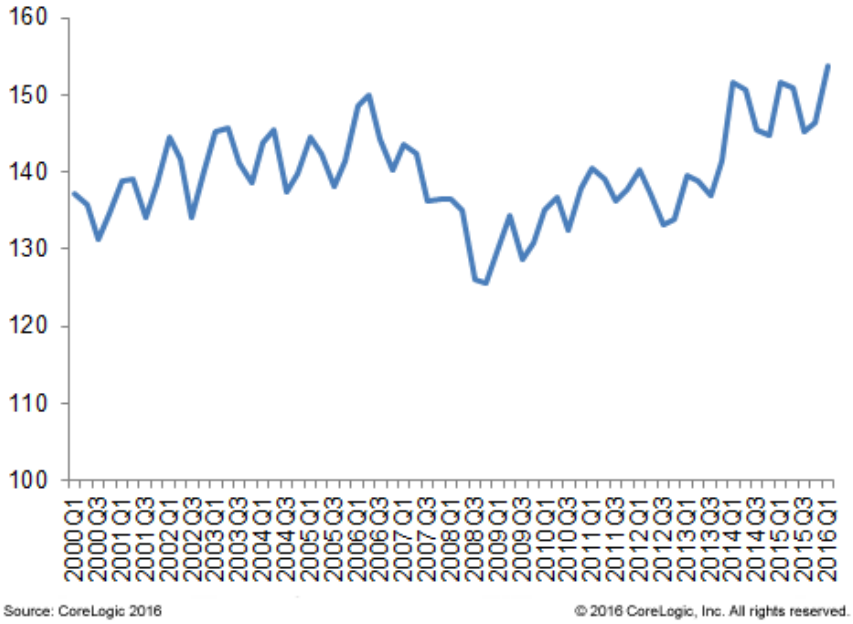

Source: CoreLogic 2016

© 2016 CoreLogic, Inc. All rights reserved.

On the local level CoreLogic found the highest share of flipped properties in Memphis, following by Fresno, California and WinterHaven, Florida. Florida was the strongest state for flipping with seven of the top 10 markets and eight of the top 20 located in the state and seven of the top eight markets in the state (the exception being Winter Haven) are seeing increasing sales. The company said it is **too early to label it speculative behavior** as activity in all of these areas is well below its pre-crash peak.

There are many factors that contribute to the level of flipping activity in a market, Ben He says. A future blog will look at these factors and discuss the correlation between flipping activity, home price appreciation

© 2026 MBS Live, LLC. - This newsletter is a service of MarketNewsletters.com.

The interest rates provided in this newsletter are national averages from independent data sources. Rate/APR terms may differ from those listed above based on the creditworthiness of the borrower. All information provided "as is" for informational purposes only, not intended for trading purposes or financial advice.

Read or subscribe to my newsletter online at: http://housingnewsletters.com/gra