

Mark Yecies
Vice President Mortgage Lending, Guaranteed Rate Affinity
18958
16 Arcadian Ave, Unit C-6 Paramus, NJ 07652

Office: 973-713-7964
Mobile: 9737137964
mark.yecies@grarate.com
View My Website

Here's What The Fed's 0% Rate Outlook Means For Mortgages and Housing

Mortgage rates are most influenced by the bond market and the bond market is most influenced by the Federal Reserve (aka "The Fed"). So when the Fed says it expects rates to be "zero" at least until the end of 2023, does the same go for mortgage rates?

That would be nice, but unfortunately, that's **not** how it works. The Fed dropped its policy rate to 0% back in March--the same place it had been for nearly 6 years after the financial crisis. Mortgage rates were in completely different territory during that time and they've often moved in the **opposite** direction since then.

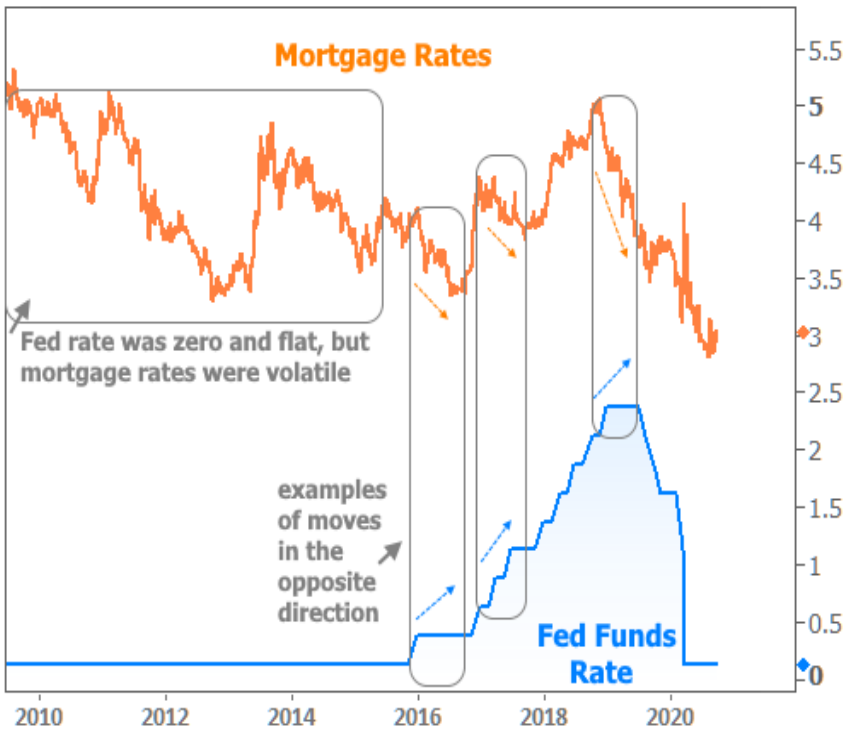

With this in mind, how can we say the Fed is so important to the bond market and mortgage rates?

First off, there's a **clue** in the chart above. Although we can highlight time frames where the two rates moved in opposite directions, it's not a coincidence that they generally moved higher together in 2017-2018 and decisively lower since then. Correlation is indeed **much** more reliable over

National Average Mortgage Rates



Mortgage News Daily	Rate	Change	Points
30YR Fixed	7.29%	+0.03	0.00
15YR Fixed	6.93%	+0.11	0.00
30YR FHA	6.97%	+0.02	0.00
30YR Jumbo	7.40%	0.00	0.00
7/6 SOFR	6.68%	+0.08	0.00
30YR VA	6.99%	+0.03	0.00

Rates as of: 11/27

MBS and Treasury

	Price / Yield	Change
MBS UMBS 6.0	99.65	-0.24
10 YR Treasury	4.9345	+0.0755
30 YR Treasury	5.3271	+0.0792

Pricing as of: 11/27 5:59PM EST

Recent Housing Data

		Value	Change
Mortgage Apps	Nov 18	212	+6.11%
Building Permits	Oct	1.3M	-7.5%
Housing Starts	Oct	1.31M	+7.21%
New Home Sales	Oct	701K	+3.7%
Pending Home Sales	Oct	63	-4.69%
Existing Home Sales	Oct	3.99M	+0.25%
Builder Confidence	Nov	25	-13.79%

© 2026 MBS Live, LLC. - This newsletter is a service of MarketNewsletters.com.

The interest rates provided in this newsletter are national averages from independent data sources. Rate/APR terms may differ from those listed above based on the creditworthiness of the borrower. All information provided "as is" for informational purposes only, not intended for trading purposes or financial advice.

Read or subscribe to my newsletter online at: http://housingnewsletters.com/gra

such long time frames, but for those interested in the here and now, the Fed Funds Rate does us little good.

This is actually quite understandable given that the Fed Funds Rates governs **overnight** transactions between large financial institutions. That's a very different scenario than a 30yr fixed mortgage and, as we know, different scenarios (and especially different time frames) have a big impact on rates.

Fortunately, the Fed Funds Rate is **only one** of its policy tools. Far more important to the mortgage market is the Fed's ongoing purchases of mortgage-backed bonds. This is a key reason mortgage rates have been so low and stable. In fact, the Fed's bond buying would allow for mortgage rates to be even lower than they already are, but mortgage lenders have had to tap the brakes in order to cope with volume.

In other words, lenders haven't **needed** to drop rates any faster because they're already as busy as they can possibly be. This could change but it doesn't change quickly. There's also no guarantee that the mortgage bond market will be as strong in several months. As such, it's OK to hope for progressively lower rates but not safe to bank on them.

If anything, we've seen rates more prone to move **HIGHER** in the past month--largely surrounding the new adverse market fee for all conventional refinances. There was a big spike after the initial announcement in early August followed by a recovery after the fee was delayed several weeks ago. Now that we're hitting the time frame where lenders need to reimplement the fee, rates have spiked quickly for those lenders. Others will follow suit shortly. These rate spikes are no surprise to readers of this newsletter.

The saving grace is for those looking to **BUY** a home instead of **REFINANCE** one. While the new fee has done damage to rates across the board, it is technically NOT charged on purchases, and purchase rates have indeed fared much better. Even before the fee was announced, some lenders were already offering much better rates on purchases.

Combine the historically low mortgage rates with pent-up demand due to quarantine measures in the spring and the housing market has bounced back with a **vengeance**. Almost every week brings new data to support that claim. This week's most impressive example is homebuilder confidence.

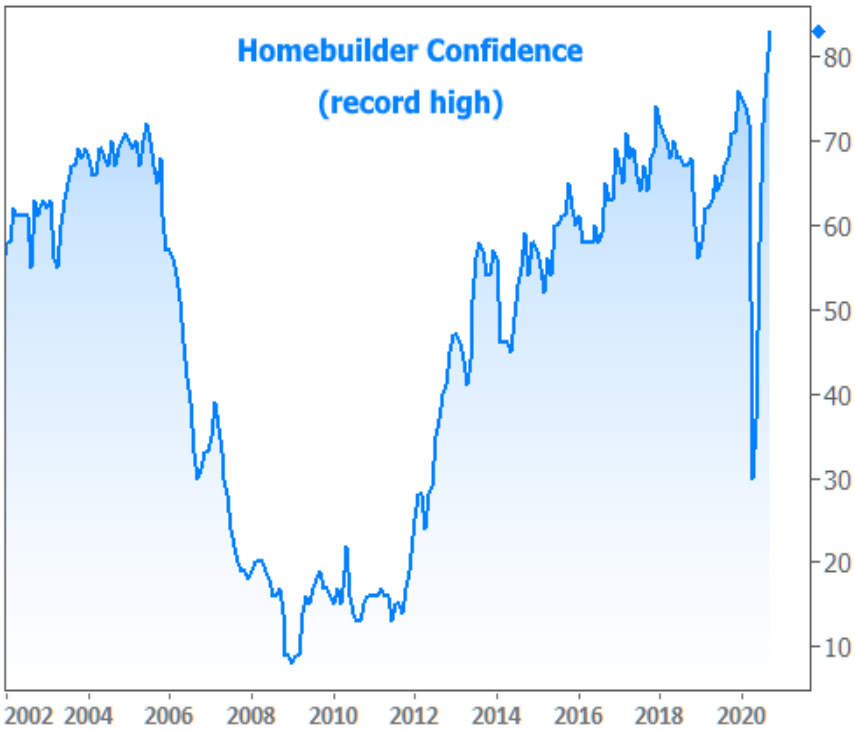

© 2026 MBS Live, LLC. - This newsletter is a service of MarketNewsletters.com.

The interest rates provided in this newsletter are national averages from independent data sources. Rate/APR terms may differ from those listed above based on the creditworthiness of the borrower. All information provided "as is" for informational purposes only, not intended for trading purposes or financial advice.

Read or subscribe to my newsletter online at: http://housingnewsletters.com/gra

New residential construction numbers from the Census Bureau were also updated. While they are still near their highest levels since 2007, they haven't surged in the same way as builder confidence.

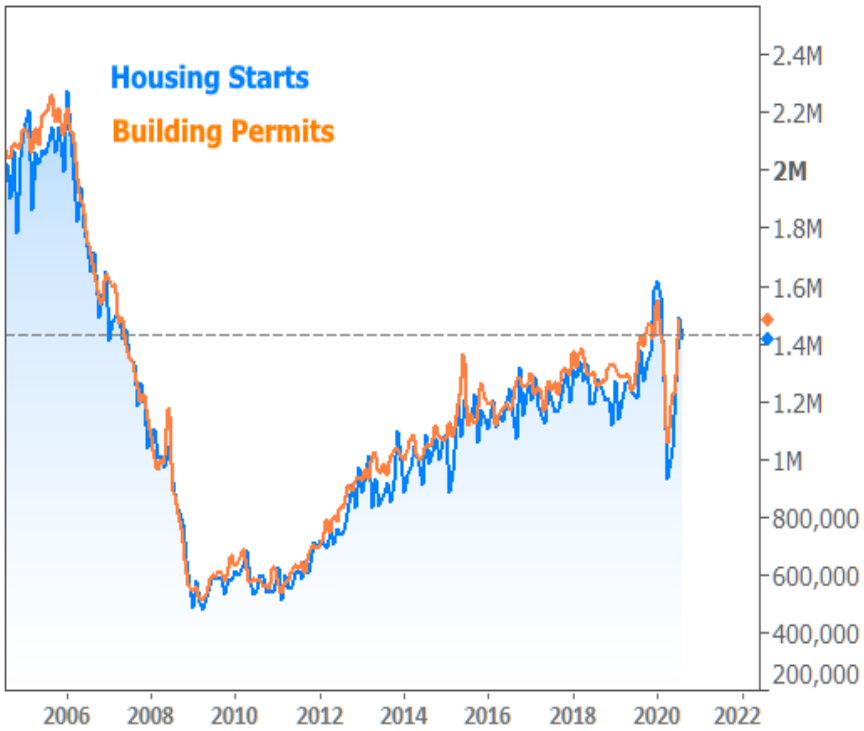

This could reflect high material costs, or simply a construction industry operating at capacity.



This could also be the start of the phenomenon we discussed several weeks ago where pent-up homebuying demand runs its course before cooling off into the end of the year.

© 2026 MBS Live, LLC. - This newsletter is a service of MarketNewsletters.com.

The interest rates provided in this newsletter are national averages from independent data sources. Rate/APR terms may differ from those listed above based on the creditworthiness of the borrower. All information provided "as is" for informational purposes only, not intended for trading purposes or financial advice.

Read or subscribe to my newsletter online at: http://housingnewsletters.com/gra

No matter what happens in the coming months, much of the recent housing market strength has been made possible by the Federal Reserve's bond buying programs. **Forget the Fed Funds Rate**. The Fed's bond buying programs mean mortgage rates are 0.6 to 1.2% lower than they otherwise would be, and infinitely easier to obtain. The fact is we really don't know what the mortgage market would look like right now if the Fed hadn't stepped in back in March. Before that, rates were moving higher at the fastest pace... ever.

And with that, we finally come to the conclusion on what this week's Fed Announcement means for the mortgage and housing markets. The 0% Fed Funds Rate is just one expression of their commitment to policies intended to help strengthen the economy. While it doesn't grab evening news headlines as readily as "0% through 2023," the Fed also reiterated its commitment over the coming months to buy bonds "at least at the current pace." So even though mortgage rates aren't 0%, the Fed is keeping them **as low as they possibly can be** until further notice. Whether that's months or years will depend on the pace of the economic recovery and the extent to which coronavirus permanently reshapes the global economy.

Subscribe to my newsletter online at: http://housingnewsletters.com/gra

Recent Economic Data

Date	Event	Actual	Forecast	Prior
Tuesday, Sep 15				
8:30AM	Sep NY Fed Manufacturing	+17.0	6.00	3.70
9:15AM	Aug Industrial Production (%)	0.4	1.0	3.0
Wednesday, Sep 16				
7:00AM	w/e MBA Purchase Index	316.2		317.7
7:00AM	w/e Mortgage Refinance Index	3289.4		3415.1
8:30AM	Aug Retail Sales (%)	0.6	1.0	1.2
10:00AM	Sep NAHB housing market indx	83	78	78
2:00PM	N/A FOMC rate decision (%)	0 - 0.25	0.125	0.125
Thursday, Sep 17				
8:30AM	Aug Building permits: number (ml)	1.470	1.520	1.483
8:30AM	Aug Build permits: change mm (%)	-0.9		17.9
8:30AM	Aug Housing starts number mm (ml)	1.416	1.478	1.496
8:30AM	w/e Jobless Claims (k)	860	845	884
8:30AM	Sep Philly Fed Business Index	15.0	15.0	17.2
Friday, Sep 18				
10:00AM	Sep Consumer Sentiment	78.9	75.0	74.1
Tuesday, Sep 22				
10:00AM	Aug Existing home sales (ml)	6.00	6.00	5.86
10:00AM	Aug Exist. home sales % chg (%)	2.4	2.4	24.7
Wednesday, Sep 23				
7:00AM	w/e MBA Purchase Index	327.0		316.2
9:00AM	Jul Monthly Home Price yy (%)	6.5		5.7
9:45AM	Sep PMI-Manufacturing (Markit)	53.5	53.1	53.1
1:00PM	5-Yr Note Auction (bl)	53		

Event Importance:

No Stars = Insignificant
☆ Low
★ Moderate
★★ Important
★★ Very Important

© 2026 MBS Live, LLC. - This newsletter is a service of MarketNewsletters.com.

The interest rates provided in this newsletter are national averages from independent data sources. Rate/APR terms may differ from those listed above based on the creditworthiness of the borrower. All information provided "as is" for informational purposes only, not intended for trading purposes or financial advice.

Read or subscribe to my newsletter online at: http://housingnewsletters.com/gra

Date	Event	Actual	Forecast	Prior
Thursday, Sep 24				
10:00AM	Aug New home sales-units mm (ml)	1.011	0.895	0.901
10:00AM	Aug New home sales chg mm (%)	4.8	-0.1	13.9
1:00PM	7-Yr Note Auction (bl)	50		
Friday, Sep 25				
8:30AM	Aug Durable goods (%)	0.4	1.5	11.4
8:30AM	Aug Core CapEx (%)	1.8	0.5	1.9

© 2026 MBS Live, LLC. - This newsletter is a service of MarketNewsletters.com.

The interest rates provided in this newsletter are national averages from independent data sources. Rate/APR terms may differ from those listed above based on the creditworthiness of the borrower. All information provided "as is" for informational purposes only, not intended for trading purposes or financial advice.

Read or subscribe to my newsletter online at: http://housingnewsletters.com/gra