

Mark Yecies
Vice President Mortgage Lending, Guaranteed Rate Affinity
18958
16 Arcadian Ave, Unit C-6 Paramus, NJ 07652

Office: 973-713-7964
Mobile: 9737137964
mark.yecies@grarate.com
View My Website

Home Sales Bouncing Back, But So Are Rates

Two weeks ago, the newsletter discussed why 2019 could actually be great for the housing market, despite downbeat reports and the likelihood of one more month of weakness for Existing Home Sales. That weakness showed up in the following week, but with it came a comment from the chief economist for the National Association of realtors saying home sales were likely at a cyclical low.

As of Wednesday, we finally got the Pending Home Sales report showing the bounce we were looking for. Pending Sales momentum is a precursor for a bounce in the next round of Existing Home Sales data. That means we may indeed have seen a cyclical low with the last report.

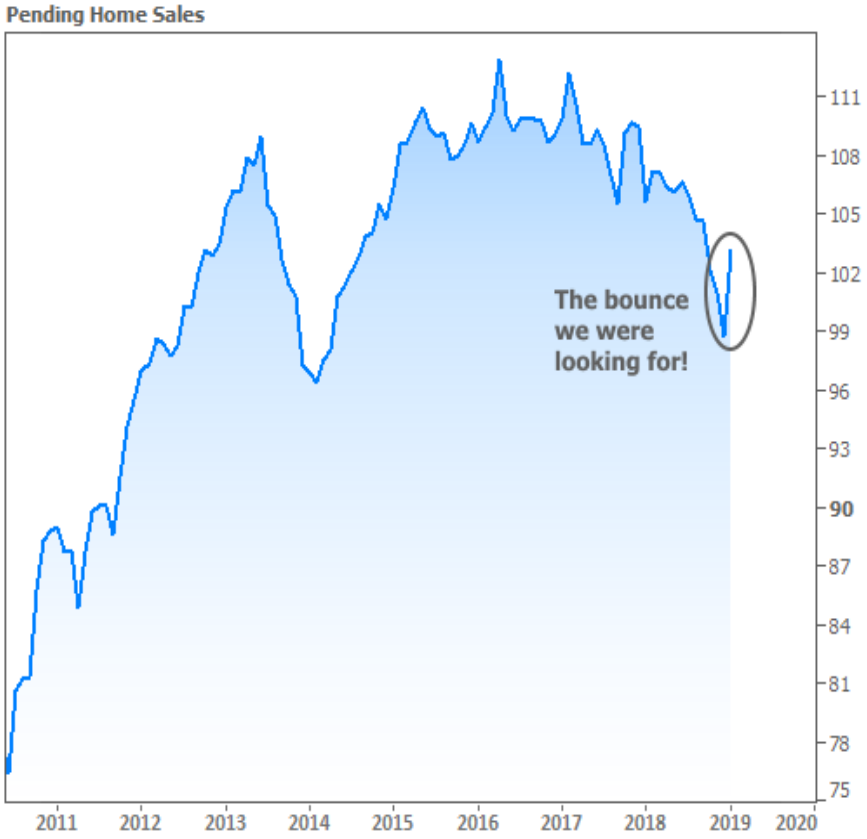

Unfortunately, we also saw the beginning of a fairly abrupt move higher in rates on Wednesday. Early that morning, underlying bond markets (which dictate mortgage rates) began to look panicked. It wasn't immediately clear what caused the move although Brexit-related news was the leading

National Average Mortgage Rates



Mortgage News Daily	Rate	Change	Points
30YR Fixed	7.29%	+0.03	0.00
15YR Fixed	6.93%	+0.11	0.00
30YR FHA	6.97%	+0.02	0.00
30YR Jumbo	7.40%	0.00	0.00
7/6 SOFR	6.68%	+0.08	0.00
30YR VA	6.99%	+0.03	0.00

Rates as of: 11/27

MBS and Treasury

	Price / Yield	Change
MBS UMBS 6.0	99.65	-0.24
10 YR Treasury	4.9345	+0.0755
30 YR Treasury	5.3271	+0.0792

Pricing as of: 11/27 5:59PM EST

Recent Housing Data

		Value	Change
Mortgage Apps	Nov 18	212	+6.11%
Building Permits	Oct	1.3M	-7.5%
Housing Starts	Oct	1.31M	+7.21%
New Home Sales	Oct	701K	+3.7%
Pending Home Sales	Oct	63	-4.69%
Existing Home Sales	Oct	3.99M	+0.25%
Builder Confidence	Nov	25	-13.79%

© 2026 MBS Live, LLC. - This newsletter is a service of MarketNewsletters.com.

The interest rates provided in this newsletter are national averages from independent data sources. Rate/APR terms may differ from those listed above based on the creditworthiness of the borrower. All information provided "as is" for informational purposes only, not intended for trading purposes or financial advice.

Read or subscribe to my newsletter online at: http://housingnewsletters.com/gra

candidate.

Why does Brexit news matter to US interest rates?

Interest rates tend to benefit from uncertainty and economic headwinds. Brexit represents a major unknown in terms of its impact on the European economy. The sooner it happens and the harsher the deal is for Britain, the greater that uncertainty. Wednesday's news suggested the deadline could be pushed back and a more favorable deal was still possible.

While the Brexit updates have generally pushed rates higher, they alone do not explain Wednesday's market movement. Other explanations involved simultaneous congressional testimonies from Fed Chair Powell, Michael Cohen, and Robert Lighthizer.

The catch is that none of these testimonies had started by the time the bond market began losing its composure. That leaves us with one of the most frustrating explanations from a market-watching standpoint, but also one of the most common: sometimes trading momentum is its own reason for existence.

We do know that big trades started hitting the bond market right at 8:20am ET, which is an important opening bell for a certain group of bond traders. If this group comes into the market on any given day looking to make the same sorts of trades, rates can end up moving quickly without any apparent motivation from economic data or news.

This "glut" of trading demand was definitely a factor behind rising rates in the morning. It wouldn't necessarily be something worth discussing except that it started a chain reaction that last through the end of the week.

Rates were well on their way to recovering when Thursday morning's GDP report came in stronger than expected. If anything, investors were on the lookout for the report to miss the mark due to the government shutdown. In general, if the 4th quarter of 2018 wasn't as bad as investors feared, that would suggest another move higher in rates.

This is really when the chain reaction happened. Rates had been pushed high enough to definitively break outside the consolidation range seen in the red lines below. Such consolidation patterns often give way to breakouts that carry more momentum than average. It's not unfair to say that bonds can feel pent-up in such ranges and subsequently look to release that pent-up energy.

© 2026 MBS Live, LLC. - This newsletter is a service of MarketNewsletters.com.

The interest rates provided in this newsletter are national averages from independent data sources. Rate/APR terms may differ from those listed above based on the creditworthiness of the borrower. All information provided "as is" for informational purposes only, not intended for trading purposes or financial advice.

Read or subscribe to my newsletter online at: http://housingnewsletters.com/gra

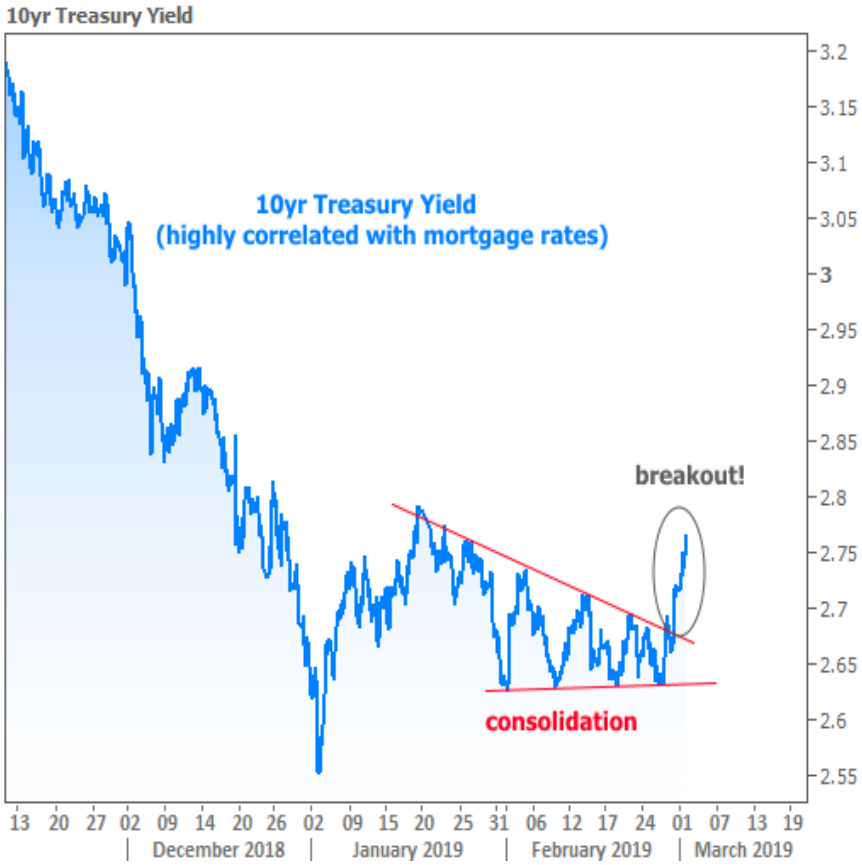

Bottom line: rates frequently react to market fundamentals (economic data, news headlines, and other developments that speak to the economy). Sometimes, however, the fundamental explanations fall short and we're left to observe so-called "technical" motivations (patterns in the charts and other purely mathematical assessments of what rates should do based on past precedent).

Bond traders were well aware of the consolidation range and the implication for a bigger move once it was broken. Without more panic surrounding Brexit, trade wars, and a GDP slump, it was only natural that the range breakout would take the unfriendly form seen above.

Is this the end of the road for our nice run of low rates in 2019? It's far too soon to conclude such things. Most traders are looking for the market to make bigger decisions in mid-March after the next Fed meeting. Between now and then, rather than plan on rates skyrocketing, a better baseline would be to shift the goalposts to something more horizontal, as seen in the following chart.

© 2026 MBS Live, LLC. - This newsletter is a service of MarketNewsletters.com.

The interest rates provided in this newsletter are national averages from independent data sources. Rate/APR terms may differ from those listed above based on the creditworthiness of the borrower. All information provided "as is" for informational purposes only, not intended for trading purposes or financial advice.

Read or subscribe to my newsletter online at: http://housingnewsletters.com/gra



Much like the chart of 10yr Treasury yields above, **mortgage rates** are also at their highest levels in more than a month. That said, several news articles were out yesterday claiming the lowest rates in more than a year. **What's up with that?!**

As is frequently the case when rates make big moves in the second half of any given week, the source of confusion is Freddie Mac's weekly rate survey, which big news outlets rely on as source material. Freddie's data is just fine over time, but in the shorter-term, it heavily favors Monday and Tuesday rate quotes while completely ignoring Thursday and Friday. If we look at **actual lender rate sheet averages** compared to Freddie's weekly number, we see a line that looks much more like Treasury yields above. The implication is that the Freddie rate survey should jump noticeably next week, barring some unforeseen salvation for rates.

© 2026 MBS Live, LLC. - This newsletter is a service of MarketNewsletters.com.

The interest rates provided in this newsletter are national averages from independent data sources. Rate/APR terms may differ from those listed above based on the creditworthiness of the borrower. All information provided "as is" for informational purposes only, not intended for trading purposes or financial advice.

Read or subscribe to my newsletter online at: http://housingnewsletters.com/gra

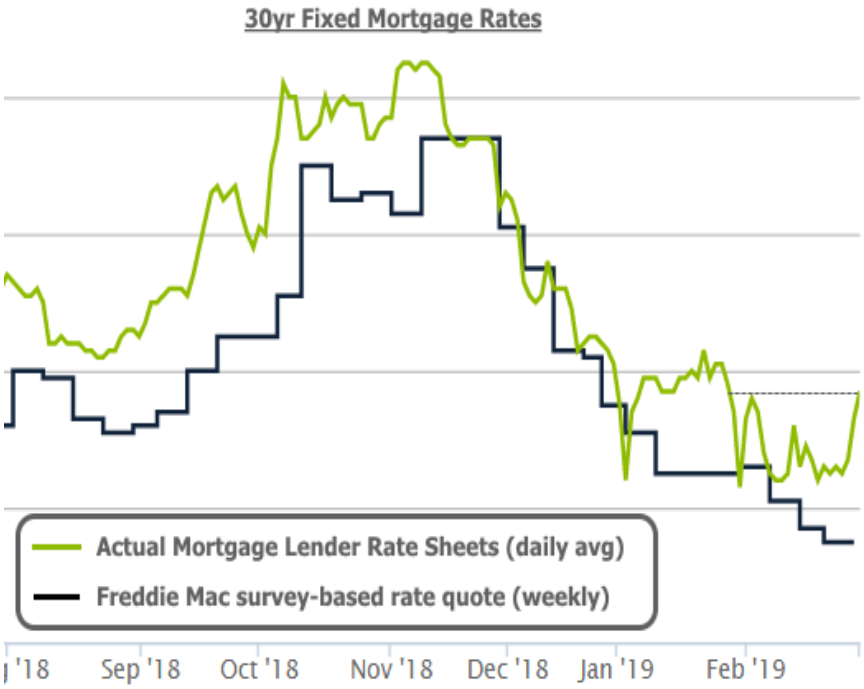

Subscribe to my newsletter online at: http://housingnewsletters.com/gra

Recent Economic Data

Date	Event	Actual	Forecast	Prior
Tuesday, Feb 26				
8:30AM	Dec Housing starts number mm (ml)	1.078	1.250	1.256
8:30AM	Dec Build permits: change mm (%)	0.3		4.5
8:30AM	Dec Building permits: number (ml)	1.326	1.290	1.322
8:30AM	Dec House starts mm: change (%)	-11.2		3.2
9:00AM	Dec CaseShiller 20 yy (%)	+4.2	4.5	4.7
9:00AM	Dec Monthly Home Price yy (%)	5.6		5.8
10:00AM	Feb Consumer confidence	131.4	124.7	120.2
Wednesday, Feb 27				
10:00AM	Jan Pending Home Sales (%)	+4.6	0.4	-2.2
10:00AM	Jan Pending Sales Index	103.2		99.0
Thursday, Feb 28				
8:30AM	Q4 GDP Prelim (%)	2.6	2.3	3.5
8:30AM	w/e Jobless Claims (k)	225	225	216
9:45AM	Feb Chicago PMI	64.7	57.0	56.7
Friday, Mar 01				
8:30AM	Dec Core PCE Inflation (y/y) (%)	+1.9	1.9	1.9
10:00AM	Feb Consumer Sentiment (ip)	93.8	95.7	95.5
10:00AM	Feb ISM Manufacturing PMI	54.2	55.5	56.6

Event Importance:

No Stars = Insignificant
☆ Low
★ Moderate
★★ Important
★★ Very Important

© 2026 MBS Live, LLC. - This newsletter is a service of MarketNewsletters.com.

The interest rates provided in this newsletter are national averages from independent data sources. Rate/APR terms may differ from those listed above based on the creditworthiness of the borrower. All information provided "as is" for informational purposes only, not intended for trading purposes or financial advice.

Read or subscribe to my newsletter online at: http://housingnewsletters.com/gra

Date	Event	Actual	Forecast	Prior
Tuesday, Mar 05				
10:00AM	Feb ISM N-Mfg PMI	59.7	57.3	56.7
10:00AM	Dec New home sales chg mm (%)	+3.7	-8.7	16.9
10:00AM	Dec New home sales-units mm (ml)	0.621	0.600	0.657
Wednesday, Mar 06				
7:00AM	w/e Mortgage Refinance Index	1110.9		1133.8
7:00AM	w/e MBA Purchase Index	240.5		247.0
8:15AM	Feb ADP National Employment (k)	183	189	213
Thursday, Mar 07				
8:30AM	w/e Jobless Claims (k)	223	225	225
Friday, Mar 08				
8:30AM	Feb Non-farm payrolls (k)	20	180	304
8:30AM	Feb Unemployment rate mm (%)	3.8	3.9	4.0
8:30AM	Feb Average earnings mm (%)	0.4	0.3	0.1

© 2026 MBS Live, LLC. - This newsletter is a service of MarketNewsletters.com.

The interest rates provided in this newsletter are national averages from independent data sources. Rate/APR terms may differ from those listed above based on the creditworthiness of the borrower. All information provided "as is" for informational purposes only, not intended for trading purposes or financial advice.

Read or subscribe to my newsletter online at: http://housingnewsletters.com/gra