

Mark Yecies
Vice President Mortgage Lending, Guaranteed Rate Affinity
18958
16 Arcadian Ave, Unit C-6 Paramus, NJ 07652

Office: 973-713-7964
Mobile: 9737137964
mark.yecies@grarate.com
View My Website

Housing Market Resilience Defying The Odds

Given an ongoing plateau in home sales figures in 2015-2016, many housing economists thought the late 2016 rate spike would **cement a slow-down** for the housing market. Although purchase applications definitely took a hit at first, sales metrics have come roaring back.

Nowhere has this been more apparent than in Existing Home Sales, which hit another **near-decade-long high** this week. Granted, we haven't returned to 2004-2006 levels, but some would say that's a good thing as the current annual pace of 5.69 mln homes is more sustainable.

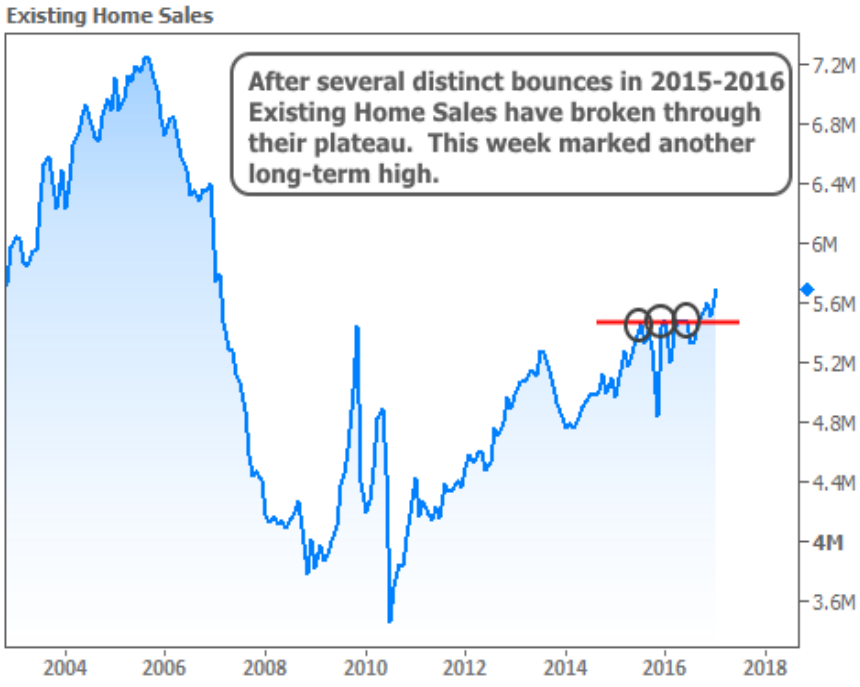

New Home Sales haven't hit new highs for several months, but the **positive trend** remains very much intact. They improved this week to an annual pace of 555k vs 535k previously.

National Average Mortgage Rates



Mortgage News Daily	Rate	Change	Points
30YR Fixed	7.29%	+0.03	0.00
15YR Fixed	6.93%	+0.11	0.00
30YR FHA	6.97%	+0.02	0.00
30YR Jumbo	7.40%	0.00	0.00
7/6 SOFR	6.68%	+0.08	0.00
30YR VA	6.99%	+0.03	0.00

Rates as of: 11/27

MBS and Treasury

	Price / Yield	Change
MBS UMBS 6.0	99.65	-0.24
10 YR Treasury	4.9345	+0.0755
30 YR Treasury	5.3271	+0.0792

Pricing as of: 11/27 5:59PM EST

Recent Housing Data

		Value	Change
Mortgage Apps	Nov 18	212	+6.11%
Building Permits	Oct	1.3M	-7.5%
Housing Starts	Oct	1.31M	+7.21%
New Home Sales	Oct	701K	+3.7%
Pending Home Sales	Oct	63	-4.69%
Existing Home Sales	Oct	3.99M	+0.25%
Builder Confidence	Nov	25	-13.79%

© 2026 MBS Live, LLC. - This newsletter is a service of MarketNewsletters.com.

The interest rates provided in this newsletter are national averages from independent data sources. Rate/APR terms may differ from those listed above based on the creditworthiness of the borrower. All information provided "as is" for informational purposes only, not intended for trading purposes or financial advice.

Read or subscribe to my newsletter online at: http://housingnewsletters.com/gra



Perhaps just as heartening (or disheartening, depending on your position) is the current level of **price appreciation** seen in home sales figures as well as dedicated home price reports. Median prices in January rose **7.1 percent** for existing homes and **7.4 percent** for New Homes. In separate data, the FHFA (which oversees Fannie and Freddie) reported a 6.2 percent annual rate of appreciation at the end of 2016, citing tight inventory as a key factor.

Forward-Looking indicators suggest the sales trends should remain in pretty good shape. While the Mortgage Bankers Association reported a decline in applications this week, **purchase apps** are still in pretty strong territory relative to the recent post-rate-spike lows. Refi applications have already taken the brunt of their expected damage and continue bouncing along their typical long-term lows.

© 2026 MBS Live, LLC. - This newsletter is a service of MarketNewsletters.com.

The interest rates provided in this newsletter are national averages from independent data sources. Rate/APR terms may differ from those listed above based on the creditworthiness of the borrower. All information provided "as is" for informational purposes only, not intended for trading purposes or financial advice.

Read or subscribe to my newsletter online at: http://housingnewsletters.com/gra

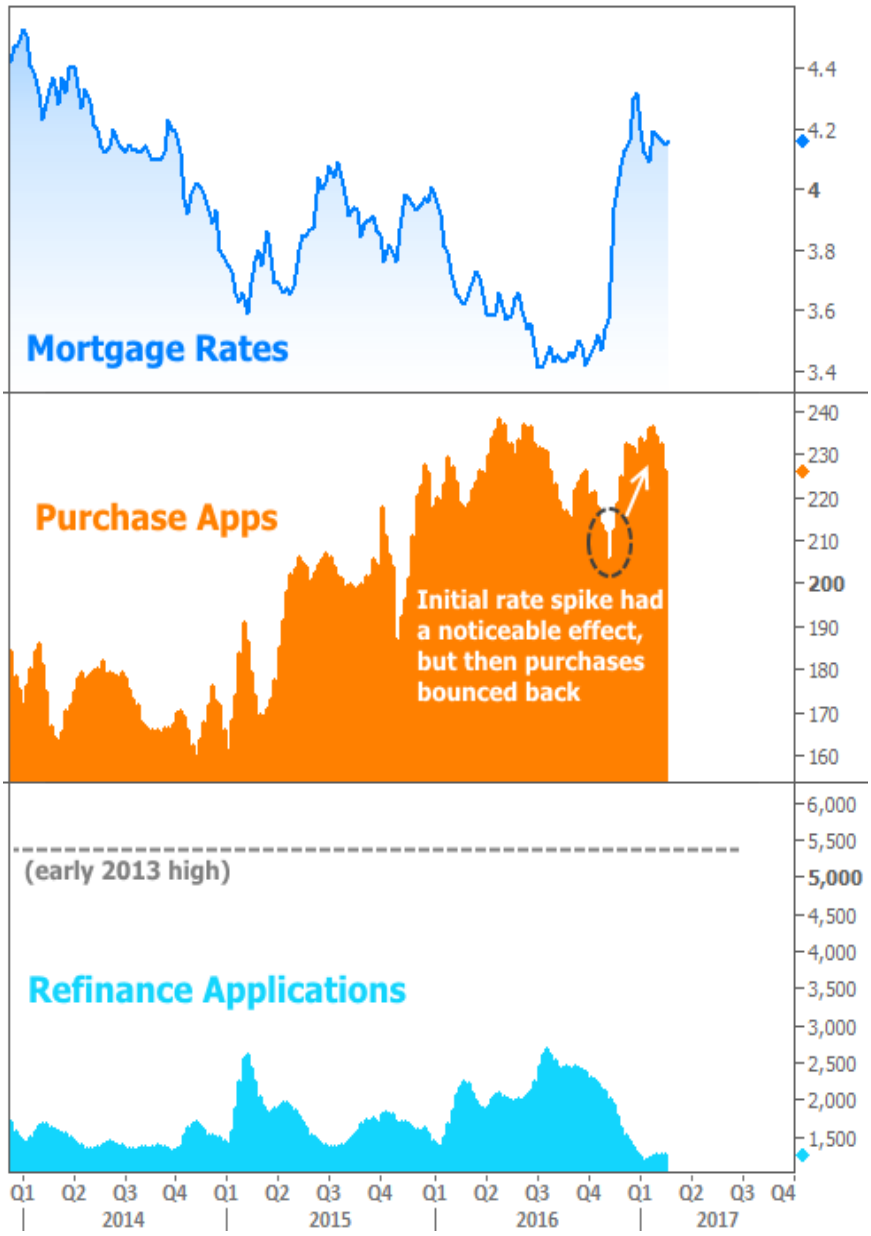

If the resilience in housing metrics wasn't encouraging enough, this week also saw **emerging resilience in interest rates**--a phenomenon made all the more interesting by the fact that rates have diverged from other indicators like stocks. In the post-election time-frame, rates and stocks had generally been moving together until this month.

© 2026 MBS Live, LLC. - This newsletter is a service of MarketNewsletters.com.

The interest rates provided in this newsletter are national averages from independent data sources. Rate/APR terms may differ from those listed above based on the creditworthiness of the borrower. All information provided "as is" for informational purposes only, not intended for trading purposes or financial advice.

Read or subscribe to my newsletter online at: http://housingnewsletters.com/gra

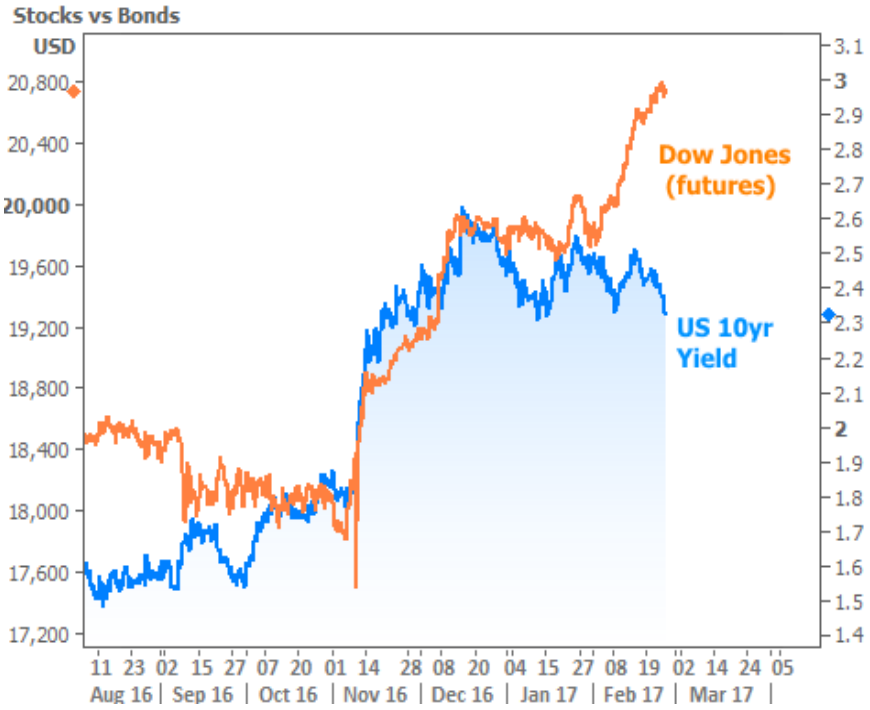

While it's tempting to chalk this divergence up to "earnings season" (something that occasionally accounts for stocks marching to their own beat), we have just as much evidence of rates marching to **their** own beat. Case in point, 10yr yields (a good proxy for mortgage rate momentum) have **broken away** from their strong correlation with Fed rate hike expectations.

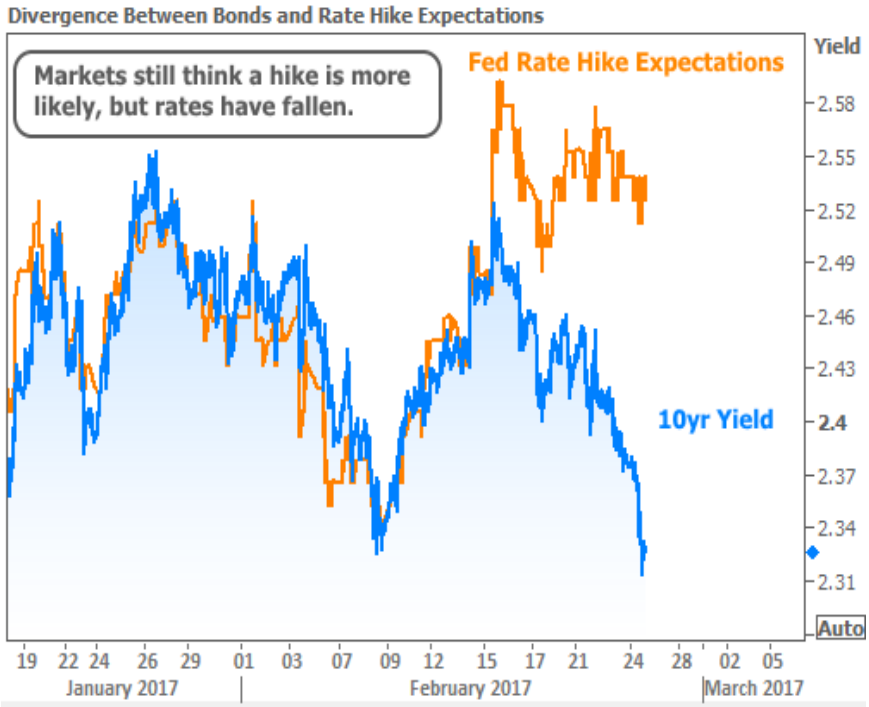

What does this mean for you? Quite simply, rates are in a consolidation pattern. The highs are getting lower and the lows are holding steady. Such patterns are not uncommon after the sort of rate spike seen at the end of 2016. We'll explore the historical implications of a breakout as soon as it happens, but until then, it makes more sense to expect rates to bounce when they approach recent highs or lows.

© 2026 MBS Live, LLC. - This newsletter is a service of MarketNewsletters.com.

The interest rates provided in this newsletter are national averages from independent data sources. Rate/APR terms may differ from those listed above based on the creditworthiness of the borrower. All information provided "as is" for informational purposes only, not intended for trading purposes or financial advice.

Read or subscribe to my newsletter online at: http://housingnewsletters.com/gra



Next week brings a **hefty slate** of scheduled economic data and potential market-movers. Note that the big jobs report is postponed from its typical "first Friday of the month" time slot and will instead be out on Friday March 10th.

Subscribe to my newsletter online at: http://housingnewsletters.com/gra

Recent Economic Data

Date	Event	Actual	Forecast	Prior
Tuesday, Feb 21				
1:00PM	2-Yr Note Auction (bl)	26		
Wednesday, Feb 22				
7:00AM	w/e Mortgage Market Index	371.5		379.0
10:00AM	Jan Existing home sales (ml)	5.69	5.54	5.49
1:00PM	5-Yr Note Auction (bl)	34		
Thursday, Feb 23				
8:30AM	w/e Initial Jobless Claims (k)	244	245	239
9:00AM	Dec Monthly Home Price yy (%)	6.2		6.1
9:00AM	Dec Monthly Home Price mm (%)	0.4		0.5
1:00PM	7-Yr Note Auction (bl)	28		
Friday, Feb 24				
10:00AM	Jan New home sales chg mm (%)	+3.7	6.3	-10.4
10:00AM	Feb U Mich Sentiment Final (ip)	96.3	96.0	95.7
Monday, Feb 27				
8:30AM	Jan Durable goods (%)	+1.8	1.8	-0.5

Event Importance:

No Stars = Insignificant
☆ Low
★ Moderate
★★ Important
★★ Very Important

© 2026 MBS Live, LLC. - This newsletter is a service of MarketNewsletters.com.

The interest rates provided in this newsletter are national averages from independent data sources. Rate/APR terms may differ from those listed above based on the creditworthiness of the borrower. All information provided "as is" for informational purposes only, not intended for trading purposes or financial advice.

Read or subscribe to my newsletter online at: http://housingnewsletters.com/gra

Date	Event	Actual	Forecast	Prior
Tuesday, Feb 28				
8:30AM	Q4 GDP Prelim (%)	+1.9	2.1	1.9
9:00AM	Dec CaseShiller 20 yy (%)	+5.6	5.3	5.3
9:45AM	Feb Chicago PMI	57.4	53.0	50.3
10:00AM	Feb Consumer confidence	114.8	111.0	111.8
Wednesday, Mar 01				
7:00AM	w/e Mortgage Market Index	392.9		371.5
8:30AM	Jan Personal income mm (%)	+0.4	0.3	0.3
8:30AM	Jan Consumption, adjusted mm (%)	+0.2	0.3	0.5
8:30AM	Jan Core PCE price index yy (%)	+1.7		1.7
10:00AM	Feb ISM Manufacturing PMI	57.7	56.0	56.0
10:00AM	Jan Construction spending (%)	-1.0	0.6	-0.2
Thursday, Mar 02				
9:45AM	Feb ISM-New York index	731.9		731.3
Friday, Mar 03				
10:00AM	Feb ISM N-Mfg PMI	57.6	56.5	56.5
Wednesday, Apr 05				
2:00PM	FOMC Minutes			

© 2026 MBS Live, LLC. - This newsletter is a service of MarketNewsletters.com.

The interest rates provided in this newsletter are national averages from independent data sources. Rate/APR terms may differ from those listed above based on the creditworthiness of the borrower. All information provided "as is" for informational purposes only, not intended for trading purposes or financial advice.

Read or subscribe to my newsletter online at: http://housingnewsletters.com/gra