



Jeffrey Chalmers

Senior Loan Officer, Movement Mortgage
 NMLS #76803 - #39179 Licensed: CA, CT, FL, MA, ME, NH,
 99 Rosewood Dr, Suite 270 Danvers, MA 01923

Office: (774) 291-6527
 Mobile: (774) 291-6527
 Fax: (855) 951-5626
jeffrey.chalmers@movement.com
[View My Website](#)

The Day Ahead: The Death Of The Long Term Trend: A Definitive, Chart-Based Assessment

Sorry for the delay on the morning commentary. As you can see, I had a lot on my mind. I also decided to go a different direction after reading the following article this morning: [R.I.P. Bond Bull Market as Charts Say Last Gasps Have Been Taken](#).

First of all, you may be familiar with the fact that news organizations sometimes **dramatize** headlines to get clicks. So I'm not too concerned with the sensationalism of the headline. But the article itself represents an all-too-prevalent point of view among various market commentators at the moment. Namely, that the decades long bull run in bond markets is now over.

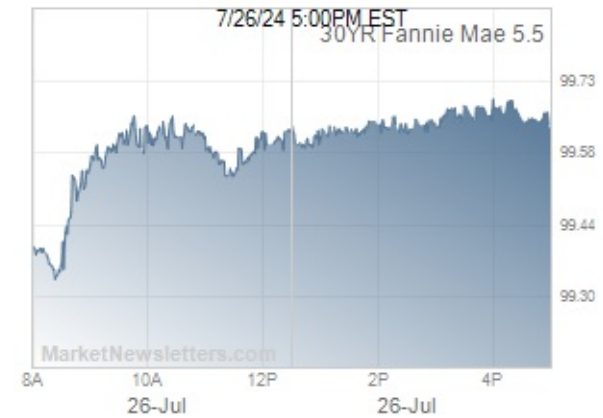
Before even beginning, I would point out that bond yields **obviously can't go lower forever**. So instead of pointing out that the bullish long-term trend is potentially over, we should instead be talking about how the future of bond yields might evolve. Most commentators seem to be missing the point, perhaps for reasons discussed in the caption of one of the charts below. Most of the rest of the analysis is in the charts themselves, so click on them for a bigger view if the font is too small.

As a sort of **prologue**, consider the following chart of Japanese bond yields. Some commentators have debated the possibility of other advanced economies "turning Japanese" with respect to currency valuations and market levels. I don't have an opinion on whether that's possible, but the chart nonetheless serve as a historical example of yields looking like they'd broken the long-term trend only to go on to make new lows (hat-tip to Edgar for the chart idea!).

MBS & Treasury Market Data

	Price / Yield	Change
MBS UMBS 5.5	99.68	+0.27
MBS GNMA 5.5	99.98	+0.13
10 YR Treasury	4.1958	-0.0474
30 YR Treasury	4.4523	-0.0305

Pricing as of: 7/26 5:59PM EST



Average Mortgage Rates

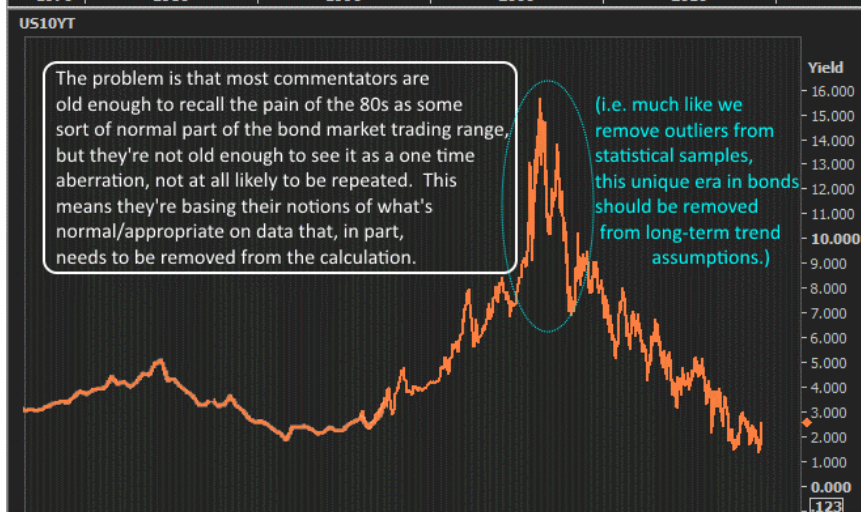
	Rate	Change	Points
Mortgage News Daily			
30 Yr. Fixed	6.86%	-0.05	0.00
15 Yr. Fixed	6.31%	-0.02	0.00
30 Yr. FHA	6.32%	-0.06	0.00
30 Yr. Jumbo	7.04%	-0.03	0.00
5/1 ARM	6.53%	-0.02	0.00
Freddie Mac			
30 Yr. Fixed	6.78%	-0.08	0.00
15 Yr. Fixed	6.07%	-0.09	0.00
Mortgage Bankers Assoc.			
30 Yr. Fixed	7.00%	-0.03	0.60
15 Yr. Fixed	6.63%	+0.07	0.61
30 Yr. FHA	6.87%	-0.03	0.92
30 Yr. Jumbo	7.13%	+0.02	0.38
5/1 ARM	6.22%	-0.16	0.60

Rates as of: 7/26

Mortgage Market Commentary



Now we'll move on to various charts of US 10yr yields. The green line in the chart below is the one that some commentators are relying on to proclaim the death of the trend. **Decide for yourself** if that seems a bit arbitrary and/or silly. How many times will we continue to bump out to new trendlines before we realize something else might be going on?



Mortgage Market Commentary

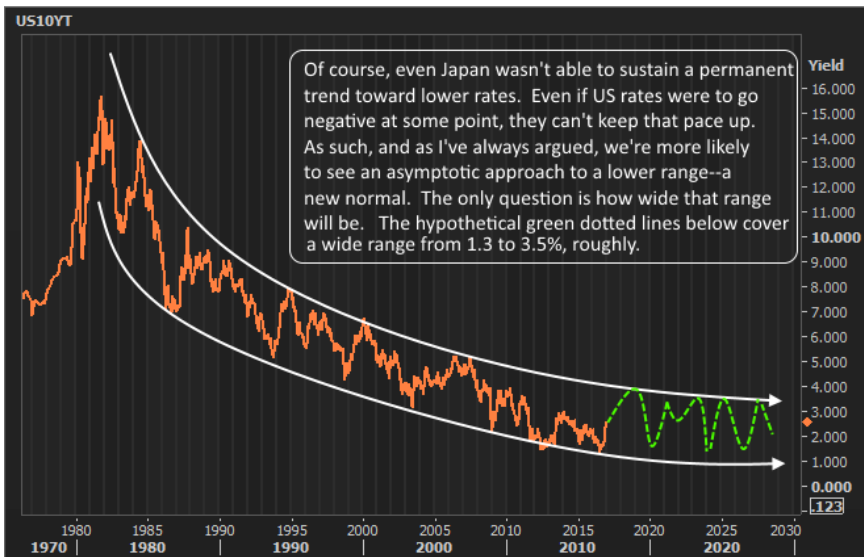


And now for the base case that I've **beaten to death over the past several years**. As an economy matures, and as the world runs out of the truly amazing motivations for exponential growth that involve a human labor force (if you haven't noticed, machines and computers have been doing and will continue to do more and more to obviate human involvement in economic growth), humans are decreasingly able to drive inflation and growth.

We will ultimately end up with a **huge** population of non-workers that subsist on some form of universal basic income. There is no other option (unless something drastic and unpleasant were to mitigate that reality). There simply won't be enough paying jobs for warm bodies.

Such a scenario is **no basis for a scary V-shaped bounce** in interest rates in the bigger picture. It is, however, a perfect argument for the asymptotic approach to a lower boundary. Keep in mind, that lower boundary could involve a range that is wide enough to ruin your day as a loan originator. We're talking about the super big picture over the super long term.

Mortgage Market Commentary



Bottom line: talking about the death of the long-term trend is madness. It's obviously not dead yet. It will, of course, die at some point. And its death is measured in gradual steps as opposed to one dramatic incident. No doubt, the recent incident has been dramatic for bond markets, but at the end of the day, that merely weakens our hero's life force for now.

Subscribe to my newsletter online at: <http://housingnewsletters.com/clicknfinance>

Because Integrity Matters™

Jeffrey has spent the last three decades perfecting an Honest, Open and Transparent (HOT™) loan and closing process that is laser-focused on enhancing the consumer mortgage experience. By combining old-school, trustworthy customer service with real-time, mobile-friendly technology, he has successfully built thousands of loyal, raving fans.

Jeffrey Chalmers

