



Jeffrey Chalmers

Senior Loan Officer, Movement Mortgage
 NMLS #76803 - #39179 Licensed: CA, CT, FL, MA, ME, NH,
 99 Rosewood Dr, Suite 270 Danvers, MA 01923

Office: (774) 291-6527
 Mobile: (774) 291-6527
 Fax: (855) 951-5626
jeffrey.chalmers@movement.com
[View My Website](#)

Rates Rising Relentlessly, But Why? And When Will They Stop?

Interest rates can't seem to catch a break. February was one of only a handful of months in the past 2 decades that resulted in a 0.50% mortgage rate spike. Despite hopes to the contrary, March isn't off to a great start either. Paradoxically, this rate drama means everything is going according to plan.

Why is that?

Because the "plan," in this case, is to win the war on the pandemic. That's a multi-faceted issue, of course, and the war is far from over. But most of the battles have deleterious effects on rates when they're going well.

At the most basic level, as covid recedes, the economy improves and a strong economy is the quintessential inspiration for rising rates.

Inflation is a closely related concept to general economic growth because more "demand" in the economy results in higher prices, all other things being equal. Inflation is also an enemy of bonds/rates (i.e. higher inflation = higher rates).

There is a healthy debate right now as to how much inflation is actually driving the recent rate spike. Some give almost all the credit to **fears of hyperinflation** while others aren't too concerned. The following chart puts things in context. The orange line shows how traders are actually betting on inflation, moment to moment, and the blue line is actual 10yr Treasury yields. If inflation were the only driver, these lines would be moving up at the same pace.

National Average Mortgage Rates



	Rate	Change	Points
Mortgage News Daily			
30 Yr. Fixed	6.86%	-0.05	0.00
15 Yr. Fixed	6.31%	-0.02	0.00
30 Yr. FHA	6.32%	-0.06	0.00
30 Yr. Jumbo	7.04%	-0.03	0.00
5/1 ARM	6.53%	-0.02	0.00
Freddie Mac			
30 Yr. Fixed	6.78%	-0.08	0.00
15 Yr. Fixed	6.07%	-0.09	0.00

Rates as of: 7/26

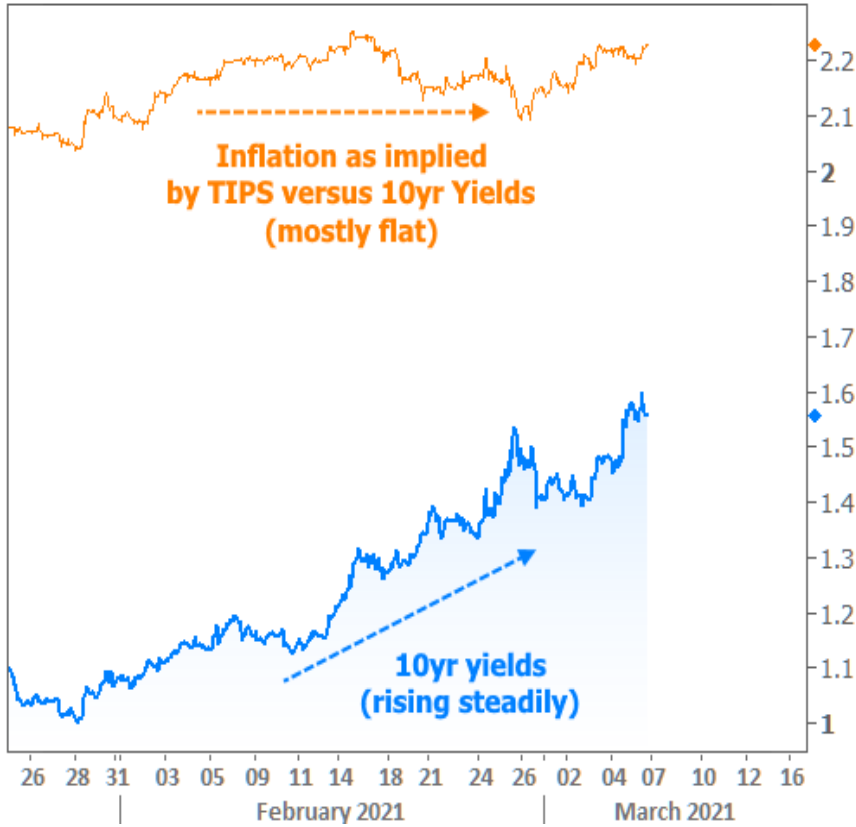
Market Data

	Price / Yield	Change
MBS UMBS 5.5	99.68	+0.27
MBS GNMA 5.5	99.98	+0.13
10 YR Treasury	4.1958	-0.0474
30 YR Treasury	4.4523	-0.0305

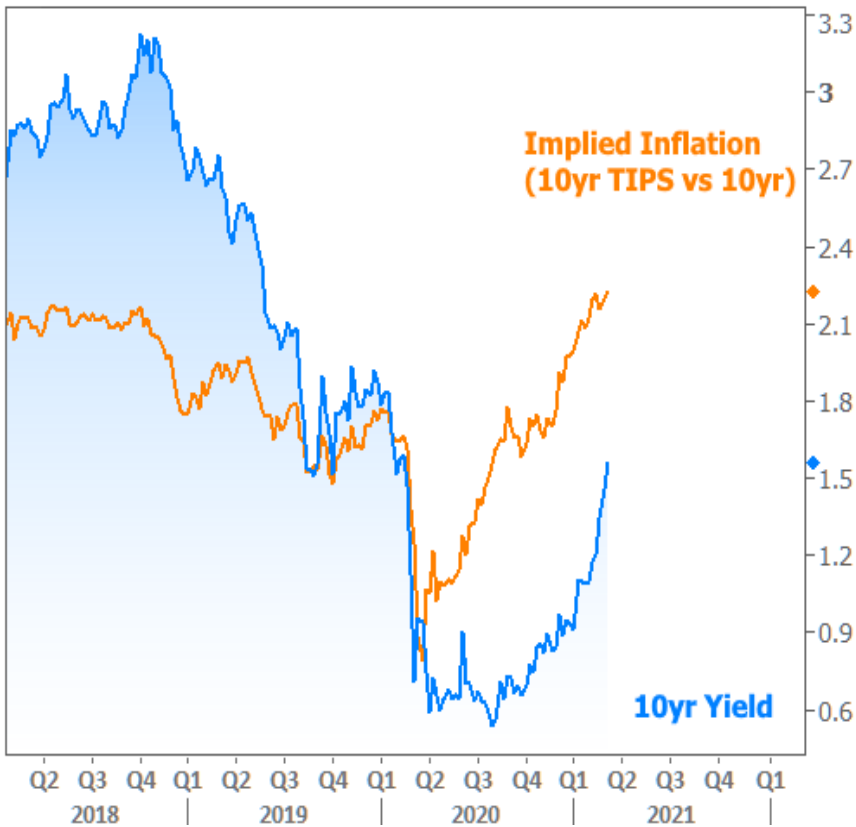
Pricing as of: 7/26 5:59PM EST

Recent Housing Data

	Value	Change
Mortgage Apps	Jul 10 206.1	-0.19%
Building Permits	Mar 1.46M	-3.95%
Housing Starts	Mar 1.32M	-13.15%
New Home Sales	Mar 693K	+4.68%
Pending Home Sales	Feb 75.6	+1.75%
Existing Home Sales	Feb 3.97M	-0.75%
Builder Confidence	Mar 51	+6.25%



That's not to say that inflation isn't a relevant fear for rates. It is certainly contributing to higher rates in the slightly longer run (just not as much in the past month or so). Here's the same chart with a much wider view:



As far as the Federal Reserve is concerned, any major inflation spike in the near term will be a **temporary** byproduct of covid-related supply constraints and computational factors. Specifically, "year-over-year" numbers will soon be based on months in 2020 that had extremely low inflation (i.e. compared to April 2020, April 2021 was probably always going to look pretty high).

The Fed will continue to buy Treasuries and Mortgage-Backed Securities (MBS) until they're confident their goals have been achieved, both in terms of inflation and the labor market. Fed Chair Powell reiterated that commitment yet again in a webcast during the WSJ Jobs Summit on Thursday, but that stance is so well-known that it was of **little solace** to those on the rising rate bandwagon.

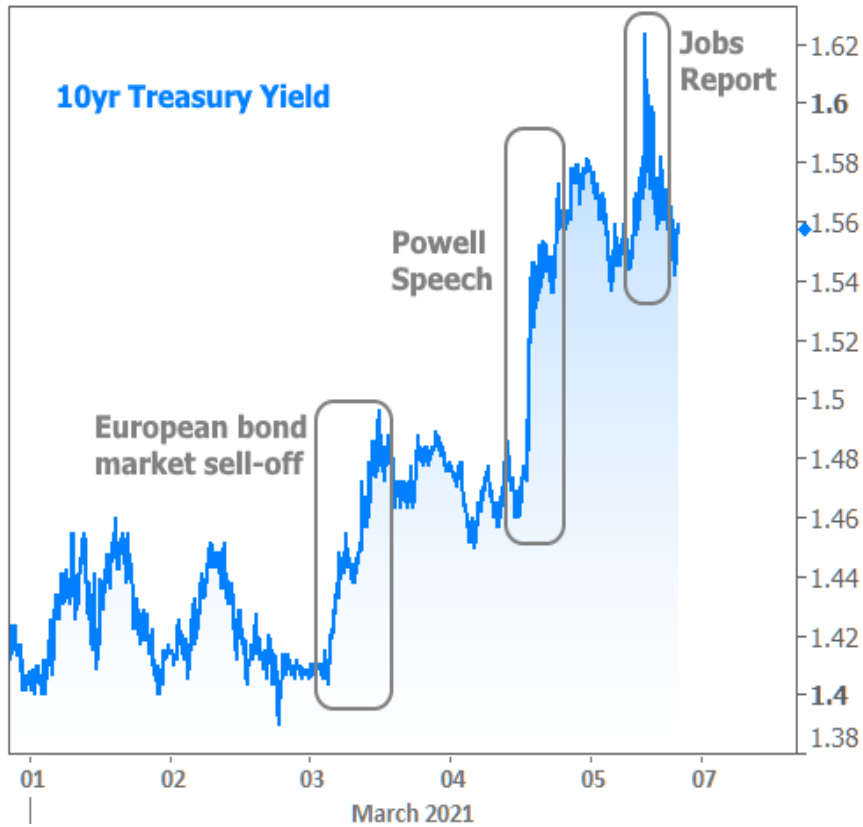
For some reason, some traders began speculating that Powell and the Fed would throw a bone to the bond market after several weeks of rapidly rising rates (i.e. say or do something to bring rates back down a bit). That's not necessarily farfetched, but the buzz was centered on "**Operation Twist**"--a past Fed policy that involved selling shorter term bonds and buying an equal amount of longer term bonds. In so doing, the Fed could keep spending the same amount of money while putting more downward pressure on the longer-term rates that benefit consumers.

Just one problem: the Fed has been really clear in saying that's off the table. It was a possibility in late 2020, but they unanimously shot it down. Several Fed speakers reiterated that decision in recent months. Moreover, in the past few weeks, as rates have been spiking, almost every Fed speaker has made some combination of the following points:

- the rate spike reflects broad economic optimism and progress against the pandemic
- rates at these levels aren't currently a concern

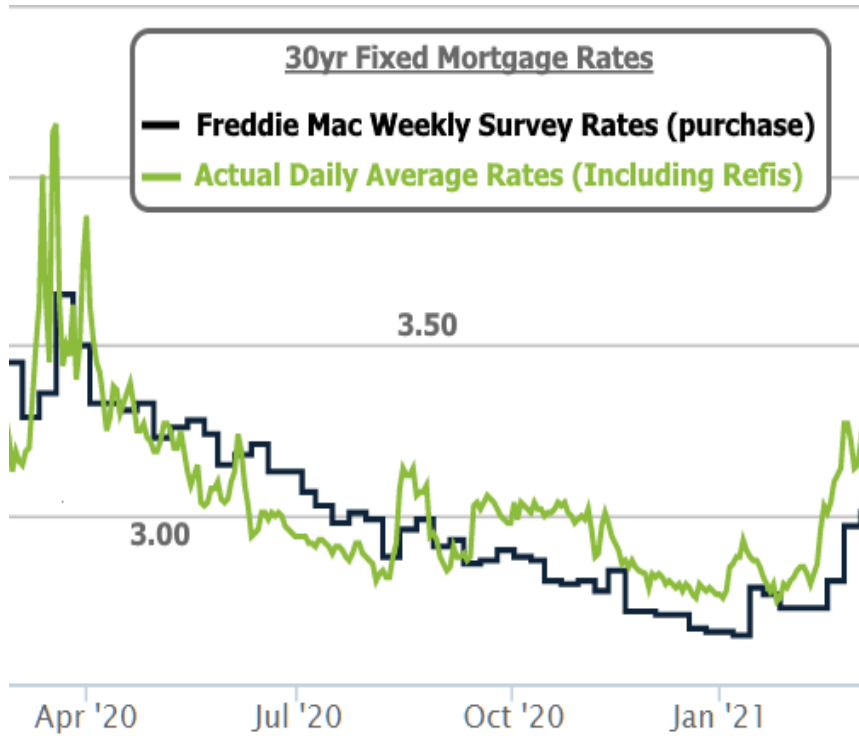
In other words, rapidly rising rates are a logical byproduct of what's going on with the economy, covid case counts, and vaccination progress. They're "**good news**" even if they're bad news for fans of low mortgage rates.

Powell stuck to the same script, and markets had a bit of a fit. The following chart shows the Powell reaction along with the week's 2 other noticeable rate spikes, one driven by Europe, and the other by a strong jobs report.



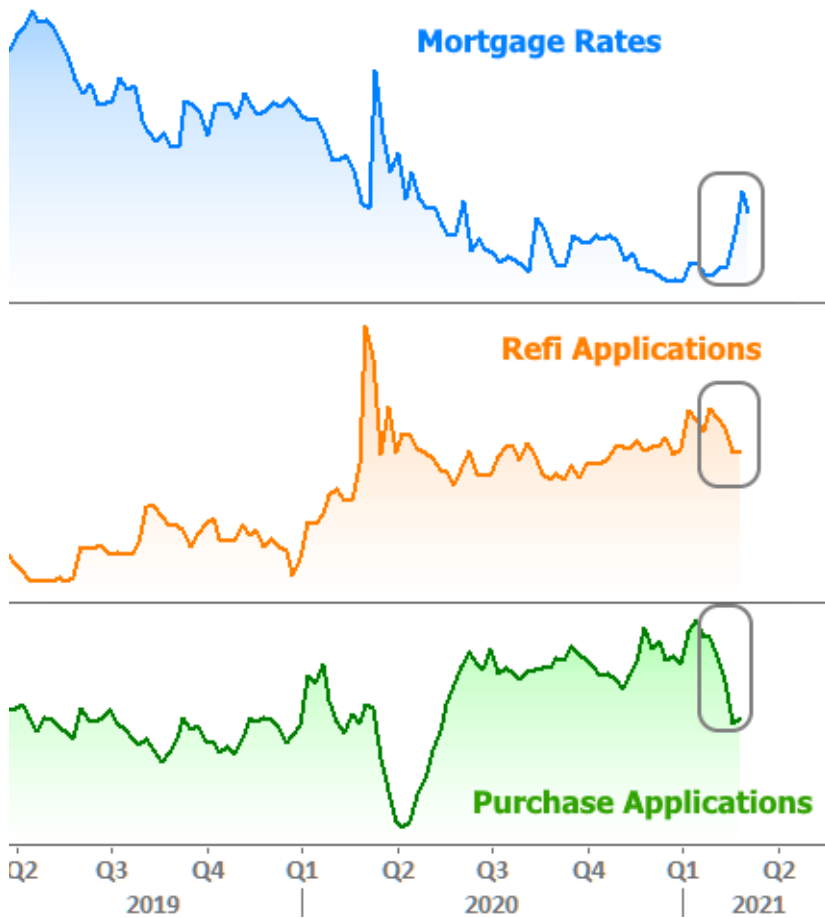
Bottom line: rates have been rising for well-understood reasons, even if the pace has been surprising to some. With the Fed basically endorsing the rate spike as evidence of progress, don't be surprised if the pace can continue to--well... surprise you.

Turning to **mortgage rates**, specifically, the week ended with 30yr fixed rates right in line with their highest levels in nearly a year. Most mortgage rate headlines won't mention that because they're based on Freddie Mac's weekly survey which has yet to catch up with reality on the front lines (especially for refinance rates, which are a bit higher than purchase rates).



The 2021 rate spike has been around long enough to be taking a **visible toll on mortgage applications**. Outright levels are still **very strong**, and there are other factors in play, of course, but the correlation is solid. Notably, the rate spike looks like it had bigger implications for the purchase market, but past precedent suggests an even bigger supply of "other factors" behind that move (i.e. purchases don't tend to be nearly as bothered by rising rates, nor do they tend to respond so quickly).

The Rising Rate Effect on Mortgage Applications

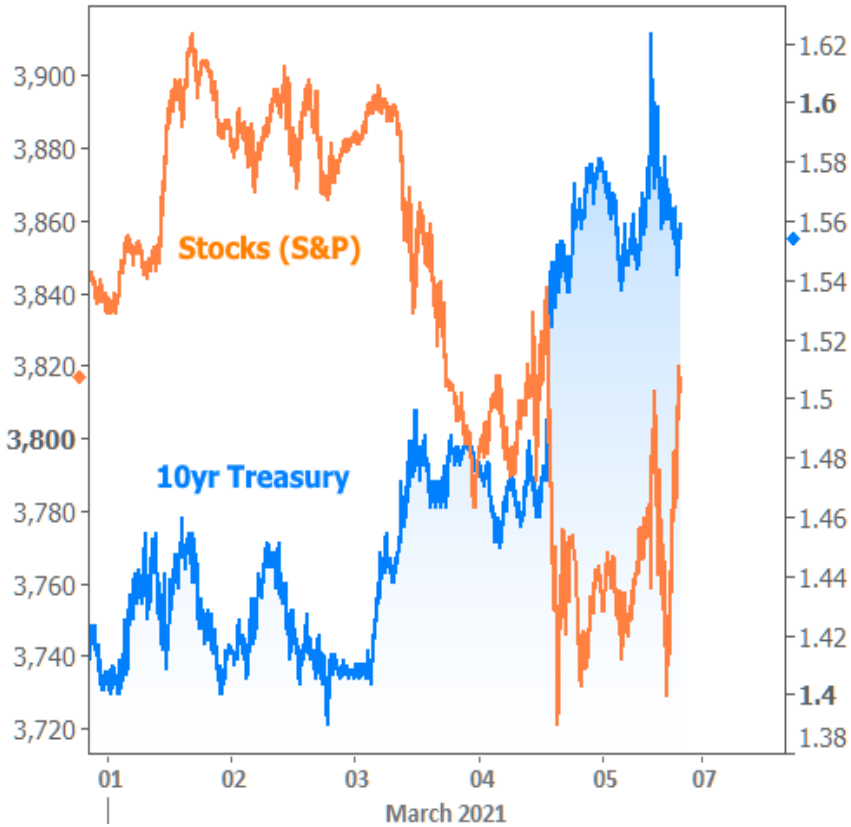


So is there **any hope**? Can rates return to sub-3% levels any time soon? Are they going to continue to move much higher?

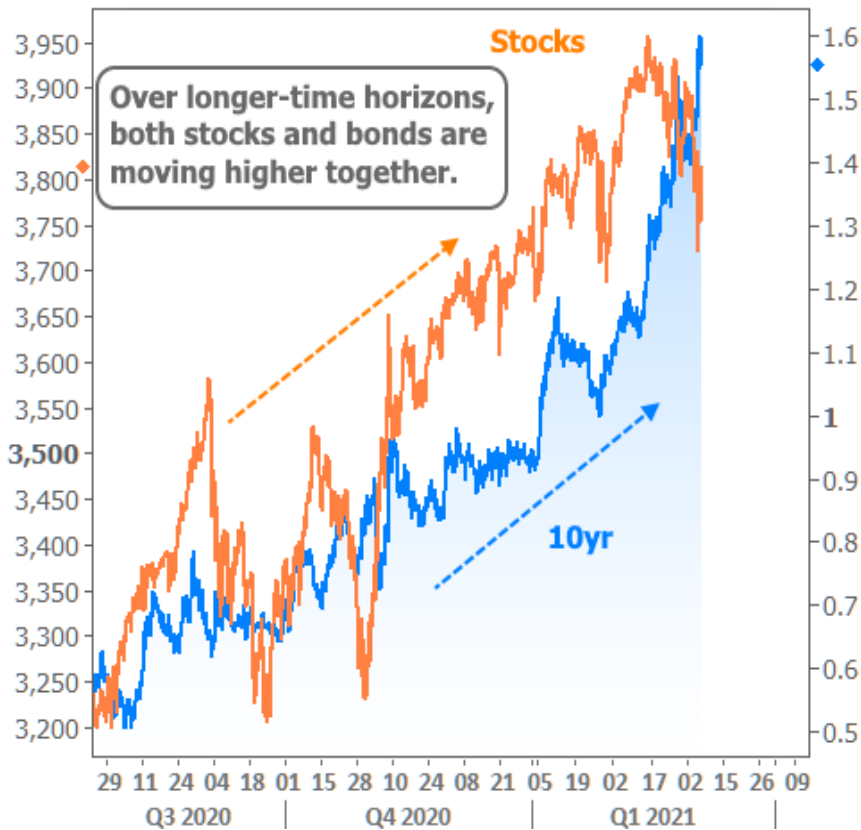
Be prepared for rates to be stubborn about moving quickly lower. The economy has a lot to look forward to. It would take time for some of the more economically bearish scenarios to play out in a way that helps rates significantly. If we see things improve in the near term, it would most likely result from behind-the-scenes trading motivations that have nothing to do with economic growth, inflation, or Fed policy. In other words, they'd be largely technical in nature, and thus **not something to plan on**.

How about stocks? If stocks fall, could that help bonds/rates?

It can help to some extent, but I'd caution anyone against expecting high rates to cause sustained selling in stocks which, in turn, helps rates come back down. That was a common refrain at the end of 2018, but it certainly wasn't that simple. Moreover, the two time frames are different in several important ways. Will you be able to see stock prices and bond yields move like this? Yes...



But that movement doesn't always mean that rising rates are hurting stocks. More importantly, the takeaway can change when we zoom out.



So is there any shred of hope?

Absolutely! **There's always hope.** Rates only rise so much, so fast before the market corrects. While it's impossible to know how the new realities of the pandemic will affect the normal time and scope of such things, it's no less of a certainty. If you need a rate chart to help put the super big picture in perspective, the past few decades of 10yr yields is always a solid choice.



Subscribe to my newsletter online at: <http://housingnewsletters.com/clicknfinance>

Recent Economic Data

Date	Event	Actual	Forecast	Prior
Monday, Mar 01				
10:00AM	Feb ISM Manufacturing PMI	60.8	58.8	58.7
10:00AM	Jan Construction spending (%)	1.7	0.8	1.0
Wednesday, Mar 03				
7:00AM	w/e MBA Purchase Index	269.7		264.9
7:00AM	w/e MBA Refi Index	3850.4		3848.1
8:15AM	Feb ADP National Employment (k)	+117	177	174
10:00AM	Feb ISM N-Mfg PMI	55.3	58.7	58.7
10:00AM	Feb ISM N-Mfg Bus Act	55.5	60.0	59.9
Thursday, Mar 04				
8:30AM	w/e Jobless Claims (k)	745	725	730
10:00AM	Jan Factory orders mm (%)	2.6	2.1	1.1

Event Importance:

- No Stars = Insignificant
- ☆ Low
- ★ Moderate
- ★★ Important
- ★★★ Very Important

Date	Event	Actual	Forecast	Prior
Friday, Mar 05				
8:30AM	Feb Non-farm payrolls (k)	379	182	166
8:30AM	Feb Unemployment rate mm (%)	6.2	6.3	6.3
3:00PM	Jan Consumer credit (bl)	-1.31	12.00	9.73
Monday, Mar 08				
10:00AM	Jan Wholesale inventories mm (%)	1.3	1.3	1.3
Tuesday, Mar 09				
1:00PM	3-Yr Note Auction (bl)	58		
Wednesday, Mar 10				
7:00AM	w/e MBA Purchase Index	289.0		269.7
7:00AM	w/e MBA Refi Index	3658.8		3850.4
8:30AM	Feb Core CPI (Annual) (%)	1.3	1.4	1.4
Friday, Mar 12				
8:30AM	Feb Core Producer Prices YY (%)	2.5	2.6	2.0
10:00AM	Mar Consumer Sentiment	83.0	78.5	76.8
Monday, Apr 12				
1:00PM	10-yr Note Auction (bl)	38		
Tuesday, Apr 13				
1:00PM	30-Yr Bond Auction (bl)	24		

Because Integrity Matters™

Jeffrey has spent the last three decades perfecting an Honest, Open and Transparent (HOT™) loan and closing process that is laser-focused on enhancing the consumer mortgage experience. By combining old-school, trustworthy customer service with real-time, mobile-friendly technology, he has successfully built thousands of loyal, raving fans.

Jeffrey Chalmers

