



Jeffrey Chalmers

Senior Loan Officer, Movement Mortgage
 NMLS #76803 - #39179 Licensed: CA, CT, FL, MA, ME, NH,
 99 Rosewood Dr, Suite 270 Danvers, MA 01923

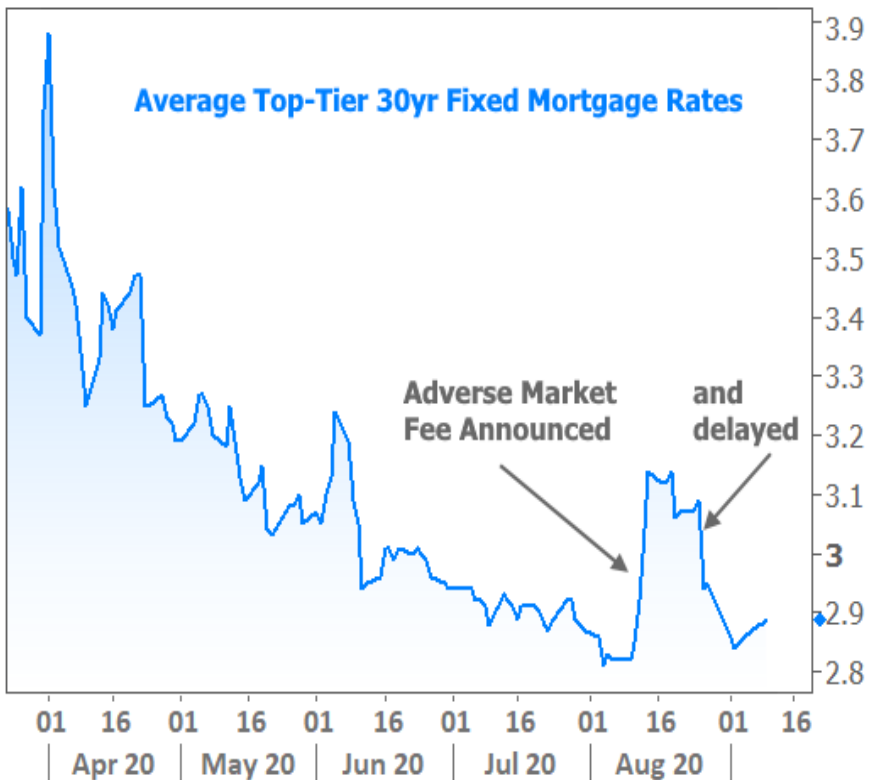
Office: (774) 291-6527
 Mobile: (774) 291-6527
 Fax: (855) 951-5626
jeffrey.chalmers@movement.com
[View My Website](#)

Critical Updates For Anyone Buying or Refinancing

If you're in the mortgage process currently or if you will be soon, there is a tremendously important development to be aware of. The net effect is that rates are about to go up and, in some cases, they **already have**.

The culprit is the new "adverse market fee" announced for all refinances guaranteed by Fannie Mae or Freddie Mac on or after December 1st. To hit that date with some lenders, your loan would need to close by mid-to-late October! Given the high demand for mortgages, new loans will take **at least** that long in many cases.

The fee will result in rates moving **higher** by 0.125-0.25% (or in additional closing costs equal to 0.5% of the loan amount). While that might not sound significant, this is the biggest change of its kind, **ever**. We already had a sneak preview of the fallout when the fee was implemented **WITHOUT** advance notice in early August. Rates reacted swiftly (arguably a bit more swiftly than they're about to, but it's proof of concept nonetheless) before recovering after the fee was delayed.



National Average Mortgage Rates



	Rate	Change	Points
Mortgage News Daily			
30 Yr. Fixed	6.86%	-0.05	0.00
15 Yr. Fixed	6.31%	-0.02	0.00
30 Yr. FHA	6.32%	-0.06	0.00
30 Yr. Jumbo	7.04%	-0.03	0.00
5/1 ARM	6.53%	-0.02	0.00
Freddie Mac			
30 Yr. Fixed	6.78%	-0.08	0.00
15 Yr. Fixed	6.07%	-0.09	0.00

Rates as of: 7/26

Market Data

	Price / Yield	Change
MBS UMBS 5.5	99.68	+0.27
MBS GNMA 5.5	99.98	+0.13
10 YR Treasury	4.1958	-0.0474
30 YR Treasury	4.4523	-0.0305

Pricing as of: 7/26 5:59PM EST

Recent Housing Data

		Value	Change
Mortgage Apps	Jul 10	206.1	-0.19%
Building Permits	Mar	1.46M	-3.95%
Housing Starts	Mar	1.32M	-13.15%
New Home Sales	Mar	693K	+4.68%
Pending Home Sales	Feb	75.6	+1.75%
Existing Home Sales	Feb	3.97M	-0.75%
Builder Confidence	Mar	51	+6.25%

More important than the size of the rate increase is the certainty. We essentially never get this kind of advanced notice about ANY guaranteed rate changes, let alone reasonably big changes. This is why we were able to discuss an [uncommonly strong case for locking](#) last week.

So **what should you do** if you need a mortgage or are already in the process?

First off, it **may already be too late**. More than a few lenders have already reinstated the fee. Others have announced cut-off dates for certain lock periods. For example, if you want to lock your rate for 45 days, one lender has a cut-off date of September 27th, but if you need a 60 day lock, it's September 12th. Another lender is simply reinstating the fee across the board (for all lock time frames) on Monday the 14th.

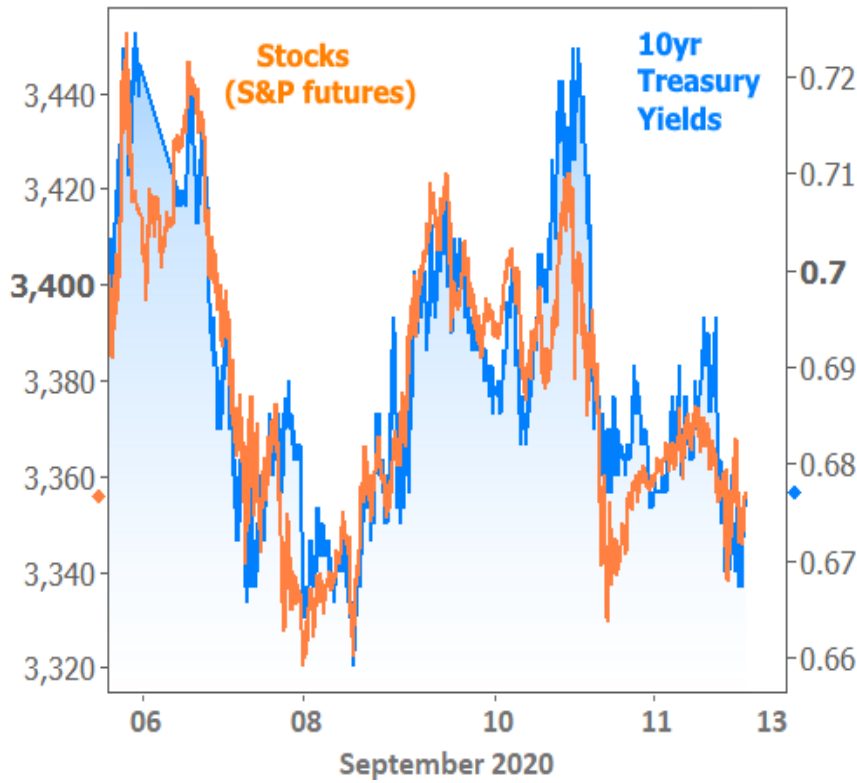
As such, the **best bet** is to find out your lender's policy and proceed accordingly. Time is of the essence. As lenders accept more applications and locks, some will be forced to reinstate the fee earlier than anticipated due to the implications for longer turn times. In fact, in general, it's good to remember that the mortgage industry is slammed right now. The turn times you may have experienced in the past have no bearing on the present. The process is twice as long as it used to be in many cases.

How about purchase loans? After all, the fee specifically applies to refinances, so purchase loans should be safe, right? This is mostly true, but not unequivocally. While the fee won't show up as a separate line item on purchases, some lenders may simply be more conservative when setting their base rates. Also, consider higher demand for refinances as borrowers rush to lock. This can increase turn times for purchase borrowers, and longer turn times mean slightly higher rates, all other things being equal. Bottom line, the sense of urgency should still be there for purchase mortgages.

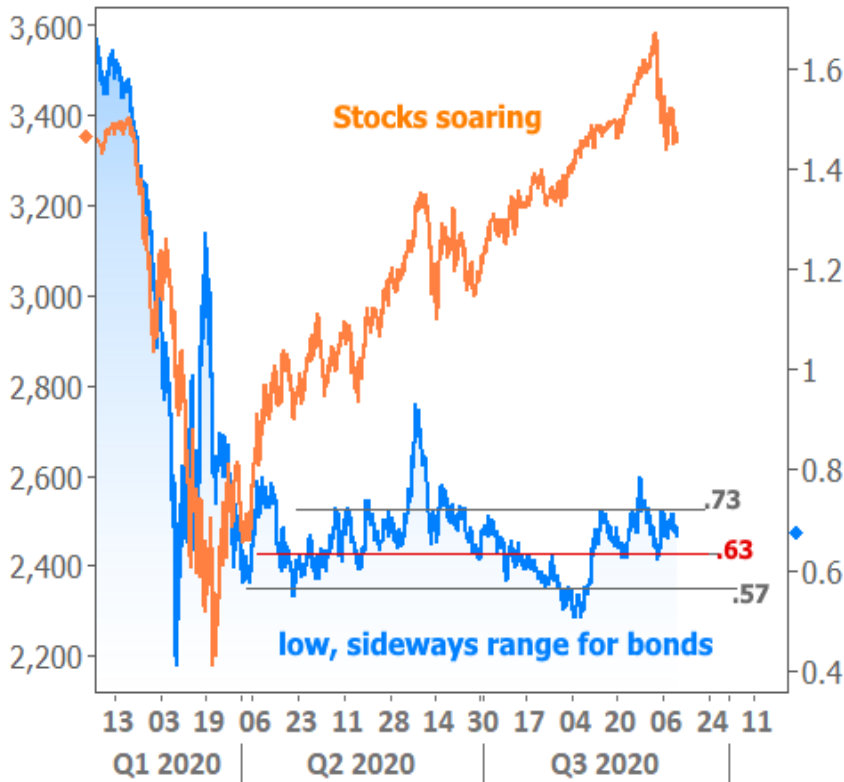
Is there any way this won't be at least as bad as expected? In other words, is there a chance this won't result in rates moving at least 0.125% higher? When all is said and done, no. The **only way** that could even **appear** to be the case would be if lenders were already nudging rates relatively higher in the past week or two. Indeed, there isn't another great way to explain the level of upward drift in rates seen at some lenders recently.

Upward drift? Yes, you may have seen news articles discussing "**all-time low**" mortgage rates this week, but that's [definitely not the case](#). The source of confusion, as usual, is Freddie Mac's weekly rate survey which moved too slowly to capture the actual all-time lows in early August. The survey also neglects to count rate movement on Thursdays and Fridays which often results in discrepancies between news headlines and reality.

While the adverse market fee is the biggest concern for the mortgage market, lenders still have to pay attention to volatility in the broader bond market. Thankfully, there wasn't much volatility this week. Bonds spent most of their time following the drama in the stock market.



The chart above is a fairly isolate example. In the bigger picture, stocks are still soaring, and bonds/rates are still in a historically low, narrow range.



Looking ahead to next week, the biggest potential market mover will be the Federal Reserve's policy announcement. Gone are the days of wondering whether or not the Fed will hike or cut rates. Their policy rate is at 0-0.25% and not moving any time soon. Rather, the Fed will communicate its policy by changing verbiage in the statement, updating its forecasts, and possibly even by tweaking the way it buys bonds. Ultimately, nothing they do next week should be bad for rates in the long term (quite the opposite, actually), but there is always the risk of a volatile, counter-intuitive reaction on Fed day.

Subscribe to my newsletter online at: <http://housingnewsletters.com/clicknfinance>

Recent Economic Data

Date	Event	Actual	Forecast	Prior
Tuesday, Sep 08				
1:00PM	3-Yr Note Auction (bl)	50		
Wednesday, Sep 09				
7:00AM	w/e MBA Purchase Index	317.7		309.6
7:00AM	w/e Mortgage Refinance Index	3415.1		3316.2
Thursday, Sep 10				
8:30AM	Aug Core Producer Prices YY (%)	0.6	0.3	0.3
8:30AM	w/e Jobless Claims (k)	884	850	881
10:00AM	Jul Wholesale inventories mm (%)	-0.3	-0.1	-0.1
Friday, Sep 11				
8:30AM	Aug Core CPI (Annual) (%)	1.7	1.6	1.6
Tuesday, Sep 15				
8:30AM	Aug Import prices mm (%)	0.9	0.5	0.7
8:30AM	Sep NY Fed Manufacturing	+17.0	6.00	3.70
9:15AM	Aug Industrial Production (%)	0.4	1.0	3.0
Wednesday, Sep 16				
7:00AM	w/e MBA Purchase Index	316.2		317.7
7:00AM	w/e Mortgage Refinance Index	3289.4		3415.1
8:30AM	Aug Retail Sales (%)	0.6	1.0	1.2
10:00AM	Sep NAHB housing market indx	83	78	78
10:00AM	Jul Business Inventories (%)	0.1	0.1	-1.1
2:00PM	N/A FOMC rate decision (%)	0 - 0.25	0.125	0.125
Thursday, Sep 17				
8:30AM	Aug Building permits: number (ml)	1.470	1.520	1.483
8:30AM	Aug Build permits: change mm (%)	-0.9		17.9
8:30AM	Aug Housing starts number mm (ml)	1.416	1.478	1.496
8:30AM	Aug House starts mm: change (%)	-5.1		22.6
8:30AM	Sep Philly Fed Business Index	15.0	15.0	17.2
Friday, Sep 18				
10:00AM	Sep Consumer Sentiment	78.9	75.0	74.1

Event Importance:

No Stars = Insignificant

☆ Low

★ Moderate

★★ Important

★★★ Very Important

Date	Event	Actual	Forecast	Prior
Wednesday, Oct 07				
1:00PM	10-yr Note Auction (bl)	35		
Thursday, Oct 08				
1:00PM	30-Yr Bond Auction (bl)	23		

Because Integrity Matters™

Jeffrey has spent the last three decades perfecting an Honest, Open and Transparent (HOT™) loan and closing process that is laser-focused on enhancing the consumer mortgage experience. By combining old-school, trustworthy customer service with real-time, mobile-friendly technology, he has successfully built thousands of loyal, raving fans.

Jeffrey Chalmers

