



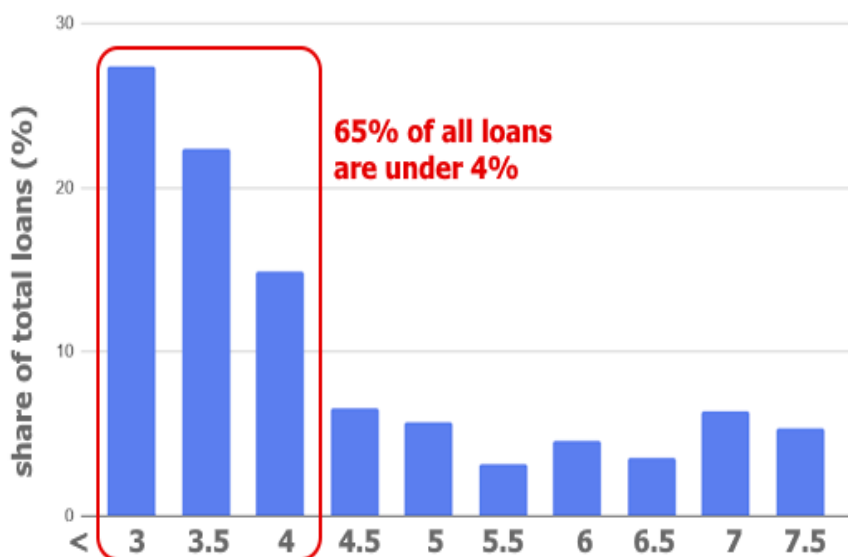
BRETON MACDONALD
 DIVISION MANAGER, GENEVA FINANCIAL LLC
 174698
 180 S Arizona Avenue, Suite 310 Chandler, AZ 85225

Office: 949-887-7289
 Mobile: 949-887-7289
bmacdonald@genevafi.com
[View My Website](#)

Refi Demand Exploded (Relatively), But Rates Are Settling (For Now)

There's been widespread speculation as to the effect that falling rates will have on refinance demand in a world where 2/3rds of mortgages have rates under 4%. This week's data suggests it's worth discussing.

Outstanding Conventional Mortgage Balances by Rate



While the blue bars on the right side of the chart above may not be as big, they still represent 100s of millions of dollars of loan balances. In fact, there are nearly 10 billion dollars outstanding at rates of 7% and higher. As such, when last week's rates dropped briefly into the low 6% range, there was a mini glut of refi demand. The following chart shows the latest refinance application index from the Mortgage Bankers Association (MBA).

National Average Mortgage Rates



	Rate	Change	Points
Mortgage News Daily			
30 Yr. Fixed	6.44%	-0.04	0.00
15 Yr. Fixed	5.97%	-0.03	0.00
30 Yr. FHA	5.90%	-0.04	0.00
30 Yr. Jumbo	6.66%	-0.02	0.00
5/1 ARM	6.32%	-0.06	0.00
Freddie Mac			
30 Yr. Fixed	6.46%	-0.40	0.00
15 Yr. Fixed	5.62%	-0.54	0.00

Rates as of: 8/23

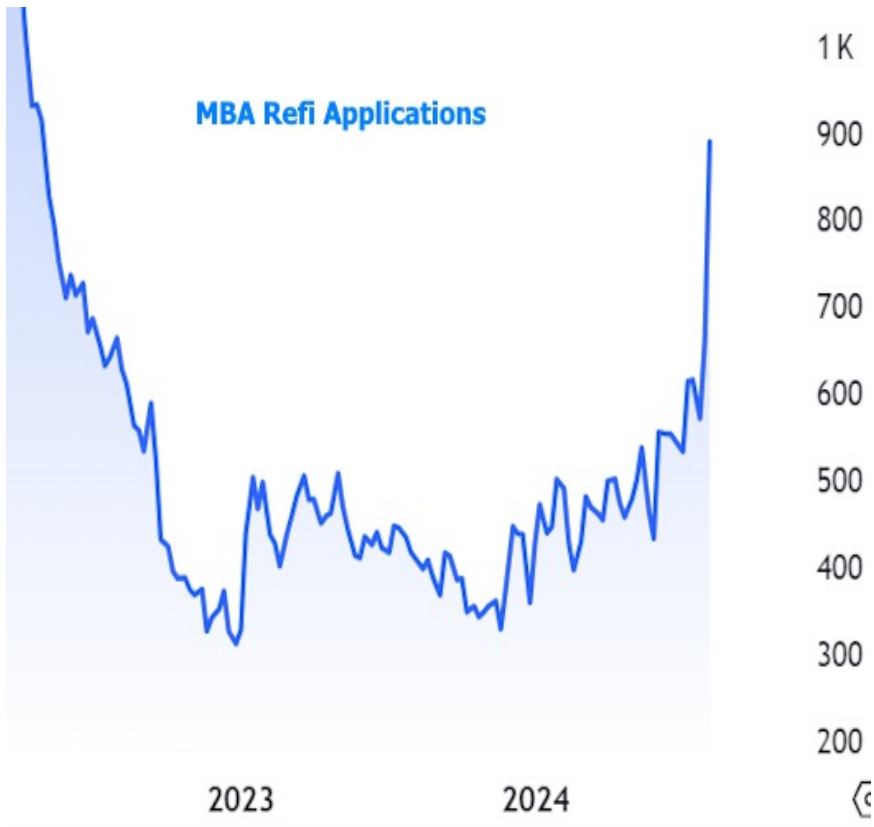
Market Data

	Price / Yield	Change
MBS UMBS 5.5	100.93	+0.26
MBS GNMA 5.5	100.83	+0.22
10 YR Treasury	3.7999	-0.0531
30 YR Treasury	4.0908	-0.0309

Pricing as of: 8/23 5:59PM EST

Recent Housing Data

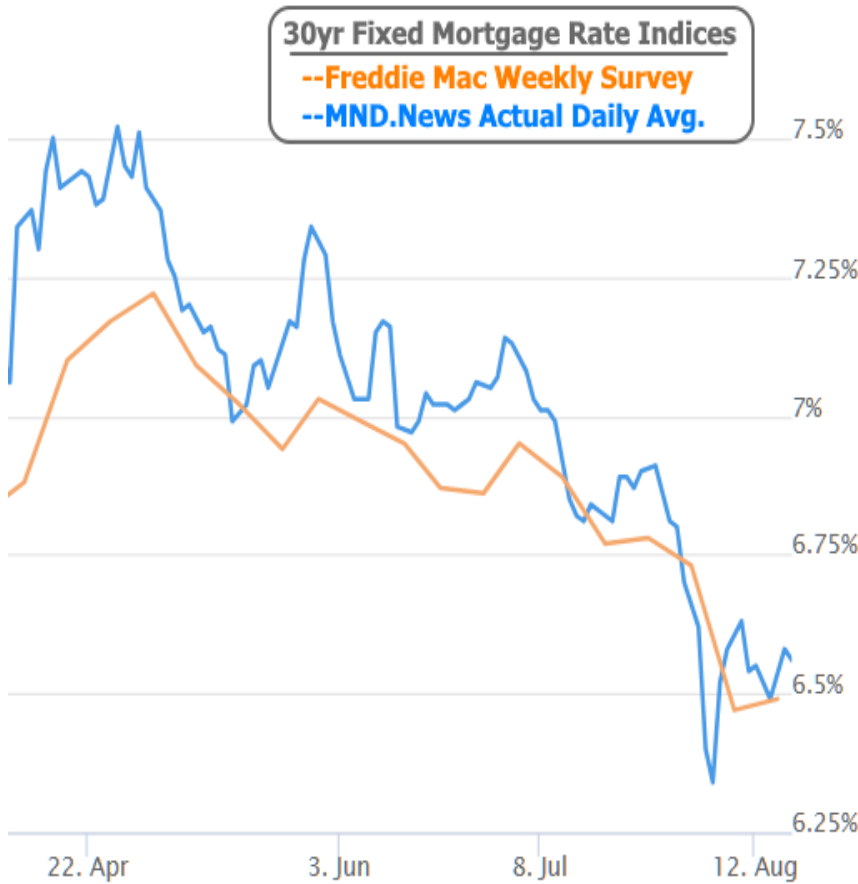
	Value	Change
Mortgage Apps	Aug 14 251.3	+16.83%
Building Permits	Mar 1.46M	-3.95%
Housing Starts	Mar 1.32M	-13.15%
New Home Sales	Mar 693K	+4.68%
Pending Home Sales	Feb 75.6	+1.75%
Existing Home Sales	Feb 3.97M	-0.75%
Builder Confidence	Mar 51	+6.25%



That may not look too "mini" at first glance, but context is important.



In other words, we're barely back to what had been historically low levels of refi activity seen in late 2018. The counterpoint is that rates were only in the low 6's for an hour or two last Monday morning. Bottom line: this is still proof of concept for more widespread refi demand in a scenario where rates move back into the 5s and hold those levels for more than a few hours.



So how likely is a move back into the 5s? Based on the recent trajectory of economic data 2 weeks ago, it's only a matter of time. Since then, the data has been more of a two way street. The first few days of this week saw rates move lower in response to lower inflation. Thursday brought a sharp bounce in response to higher retail sales numbers and lower jobless claims.

The weekly Jobless Claims report is becoming rapidly more important due to the confluence of the most recent jobs report (a different, significantly larger and more important report compared to the jobless claims data) and the Federal Reserve's increased level of focus on the health of the labor market.

In not so many words, the Fed just talked about watching employment more closely in the announcement 2 weeks ago. 2 days later, the big jobs report came out much weaker than expected. Markets figured the Fed would have been even more rate friendly if they'd known about the jobs data.

From that point on, every little shred of employment data has been more important than normal. Jobless Claims, in particular, are very useful because they're reported on a weekly basis, thus allowing the market to potentially get ahead of any shift in the trend.

Rather than confirm the downbeat message from the big jobs report, Jobless Claims have instead been signaling business as usual, cutting a substantially similar path to the past 5 non-lockdown-distorted years.



As seen in 10yr Treasury yields, rates have responded accordingly.



Thankfully for fans of low rates, these bumps have been contained by a broader consolidation near the lowest rate levels of the year.

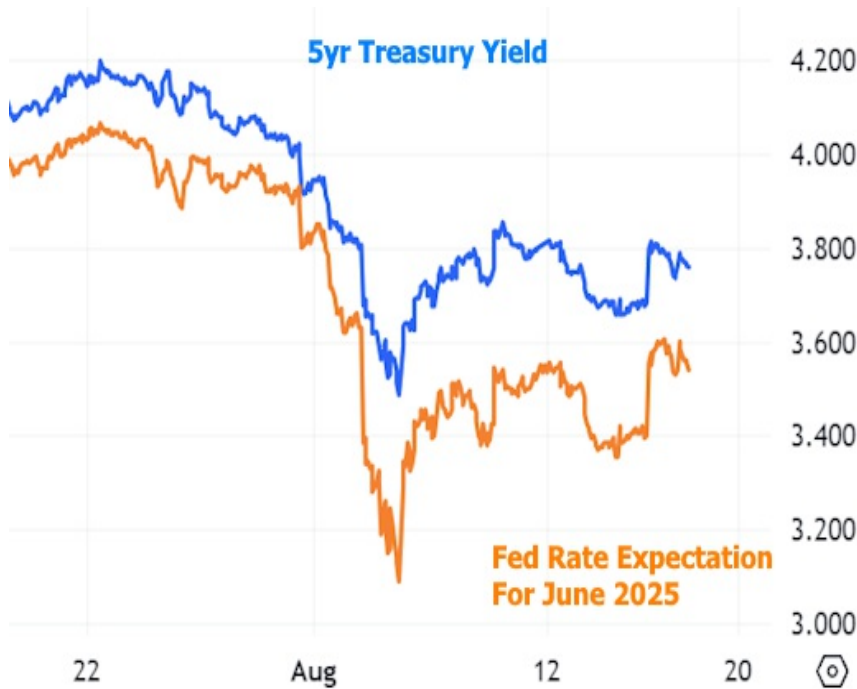


Between now and the September Fed meeting, there are FIVE more jobless claims releases, another big jobs report, and another installment of the Consumer Price Index (CPI) in addition to plenty of strong supporting actors of the economic data world. If there's a cohesive message, rates should move accordingly (i.e. weaker data = lower rates, stronger data = higher rates).

As always, mortgage rates and Treasury yields would move well before the Fed announces a rate cut (seen as 100% likely for September). The market is constantly trading its expectations for the Fed Funds Rate, and those expectations tend to look a lot like the day to day movement in consumer rates.



Here's a longer term chart of a different Fed Funds Rate futures contract (June 2025) overlaid with a 5yr Treasury yield. 5yr Treasuries are actually more correlated with mortgage rate movement these days than 10yr Treasuries. Either way, the point is to show that the rate market will have already made its move by the time the Fed meeting rolls around.



Subscribe to my newsletter online at: <http://housingnewsletters.com/breton>

Recent Economic Data

Date	Event	Actual	Forecast	Prior
Tuesday, Aug 13				
8:30AM	Jul Core Producer Prices MM (%)	0%	0.2%	0.4%
8:30AM	Jul Core Producer Prices YY (%)	2.4%	2.7%	3%
Wednesday, Aug 14				
7:00AM	Aug/09 MBA Refi Index	889.3		661.4
7:00AM	Aug/09 MBA Purchase Index	137.7		133.9
8:30AM	Jul m/m CORE CPI (%)	0.2%	0.2%	0.1%
8:30AM	Jul y/y CORE CPI (%)	3.2%	3.2%	3.3%
Thursday, Aug 15				
8:30AM	Aug NY Fed Manufacturing	-4.70	-6	-6.60
8:30AM	Aug Philly Fed Business Index	-7.0	7	13.9
8:30AM	Jul Import prices mm (%)	0.1%	-0.1%	0%
8:30AM	Jul Retail Sales (%)	1%	0.3%	0%
8:30AM	Aug/10 Jobless Claims (k)	227K	235K	233K
9:15AM	Jul Industrial Production (%)	-0.6%	-0.3%	0.6%
10:00AM	Aug NAHB housing market indx	39	43	42
Friday, Aug 16				
8:30AM	Jul Housing starts number mm (ml)	1.238M	1.33M	1.353M
8:30AM	Jul Building permits: number (ml)	1.396M	1.43M	1.454M
10:00AM	Aug Consumer Sentiment (ip)	67.8	66.9	66.4
Wednesday, Aug 21				
2:00PM	FOMC Minutes			
Thursday, Aug 22				
8:30AM	Aug/17 Jobless Claims (k)	232K	230K	227K
9:45AM	Aug S&P Global Services PMI	55.2	54	55.0
10:00AM	Jul Existing home sales (ml)	3.95M	3.93M	3.89M
Friday, Aug 23				
10:00AM	Jul New Home Sales (ml)	0.739M	0.63M	0.617M
10:00AM	Fed Chair Powell Speech			

Event Importance:

No Stars = Insignificant

☆ Low

★ Moderate

★★ Important

★★★ Very Important

FIX Your Rate, Cash Out, Purchase, Reverse. Text or Call 949-887-7289

Breton is a Division Manager and #1 Homes for Heroes Affiliate in the Country with over 2 Decades at the top of his field. Transparency & treating people like family is how he has built a solid network of referral & repeat business over the years. Candor and expertise is how he communicates & consistently closes on time getting the best loan possible. With Geneva Financials' wide array of products & its seamless, straightforward process he will be able to find you the best mortgage structured the right way. With a positive attitude, Breton is consummate pro who is honest, upfront & shoots it to you straight. 949-887-7289

Proudly Licensed in: AZ, CA, CO, CT, DC, DE, GA, ID, HI, IN, KS, LA, MA, MD, MI, MN, ND, NH, NJ, NV, NY, OR, PA, VA, WA. Also Licensed as a Mortgage Broker BRE 02046074

BRETON MACDONALD

