**Bob Davis**
Real Estate Lender, bobthelender, Powered by Xpert Home Lending, Inc.
NMLS # 249185 Company NMLS 2179191

Office: (805) 658-7435
Mobile: (805) 658-7435
bob@bobthelender.com
View My Website

# Highest Rates in Over a Year (And a Small Recovery on Friday)

While the milestones may be significant, the underlying reasons for them remain simple.

Let's start with the milestones, even though they're not the fun kind. On Thursday, average 30yr fixed mortgage rates hit their highest level in just over a year. The average lender jumped over 6.8% after being closer to 6.5% at the end of June.

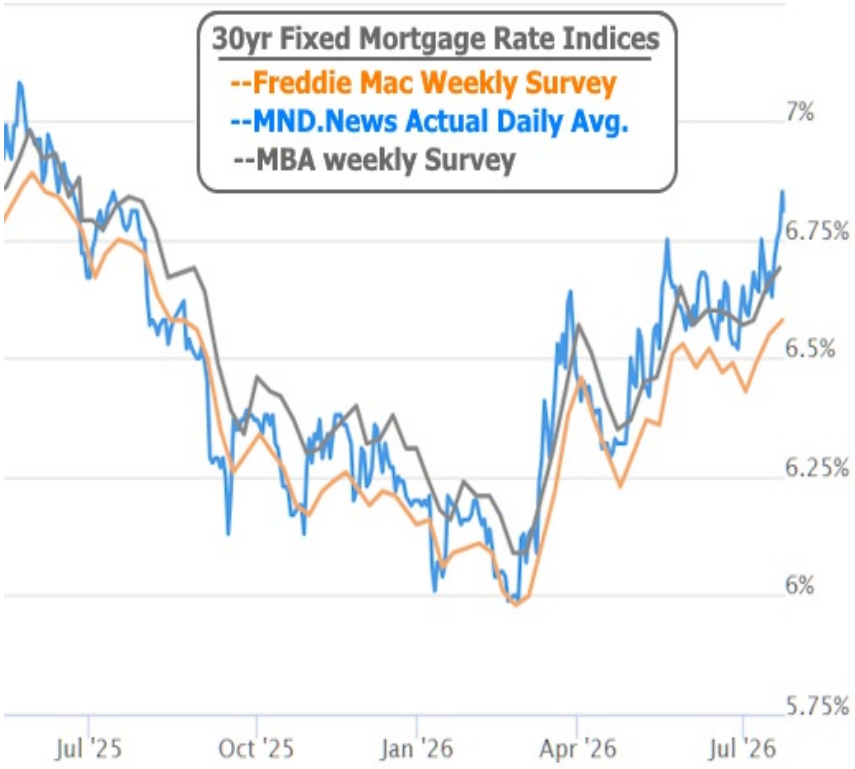


If we think about what's happened since the end of June, the calculus is brutally simple: a resurgence of hostilities in the Iran war coincided with a resurgence in fuel prices which, in turn, push rates higher due to inflation implications (higher inflation = higher rates, all else equal).

There are several ways to track fuel prices both in terms of today's cash value and the future value for any given month over the next few years. In the slightly bigger picture, gasoline futures for a specific month later in 2026 have done the best job of showing the war's impact on bonds (and bonds, of course, directly dictate interest rate movement).

## MBS and Treasury

| | Price / Yield | Change |
|---|---|---|
| MBS UMBS 6.0 | 99.55 | +0.04 |
| 10 YR Treasury | 4.9462 | +0.0059 |
| 30 YR Treasury | 5.3089 | -0.0235 |

Pricing as of: 11/23 5:57PM EST

## Recent Housing Data

| | | Value | Change |
|---|---|---|---|
| Mortgage Apps | Nov 11 | 199.8 | -2.35% |
| Building Permits | Oct | 1.3M | -7.5% |
| Housing Starts | Oct | 1.31M | +7.21% |
| New Home Sales | Sep | 676K | -1.17% |
| Pending Home Sales | Oct | 63 | -4.69% |
| Existing Home Sales | Oct | 3.99M | +0.25% |
| Builder Confidence | Nov | 25 | -13.79% |

© 2026 MBS Live, LLC. - This newsletter is a service of MarketNewsletters.com.

The interest rates provided in this newsletter are national averages from independent data sources. Rate/APR terms may differ from those listed above based on the creditworthiness of the borrower. All information provided "as is" for informational purposes only, not intended for trading purposes or financial advice.

**Read or subscribe** to my newsletter online at: http://housingnewsletters.com/bobthelender




Over shorter time horizons, near-term crude oil prices (either cash or the "front month" futures contract) tend to correlate the best with the bond market. The following chart shows that. It also confirms that inflation is the key consideration because bonds/rates were able to move nicely lower last week following lower-than-expected inflation readings in two key reports.

© 2026 MBS Live, LLC. - This newsletter is a service of MarketNewsletters.com.

The interest rates provided in this newsletter are national averages from independent data sources. Rate/APR terms may differ from those listed above based on the creditworthiness of the borrower. All information provided "as is" for informational purposes only, not intended for trading purposes or financial advice.

**Read or subscribe** to my newsletter online at: http://housingnewsletters.com/bobthelender

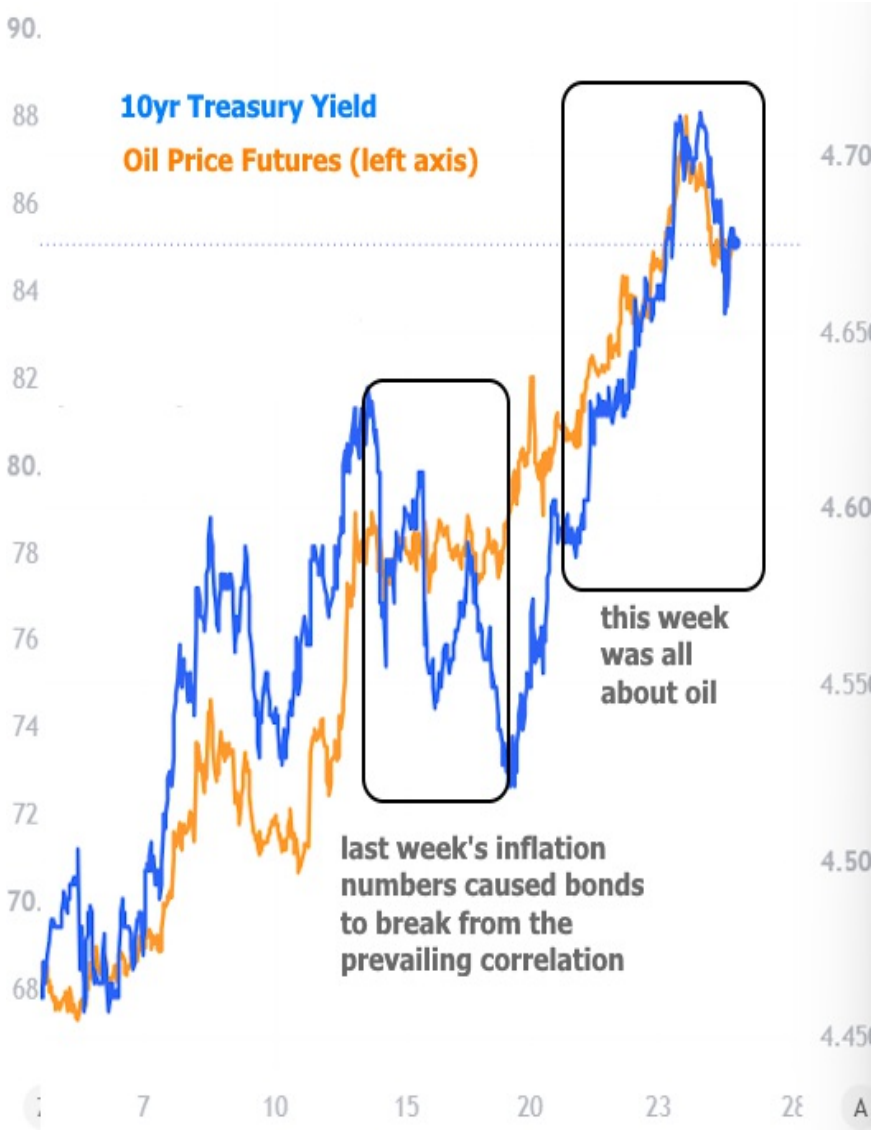


The bad news is clear, but is there any good news? Yes, actually, depending one your definition of "good." While it may not be much of a consolation, it's worth remembering that rates are the highest in a year because that year has been the best stretch of good luck we've seen since 2021. Otherwise, 6.8+ would be just another mid-range mark in the post-covid era.

© 2026 MBS Live, LLC. - This newsletter is a service of MarketNewsletters.com.

The interest rates provided in this newsletter are national averages from independent data sources. Rate/APR terms may differ from those listed above based on the creditworthiness of the borrower. All information provided "as is" for informational purposes only, not intended for trading purposes or financial advice.

**Read or subscribe** to my newsletter online at: http://housingnewsletters.com/bobthelender

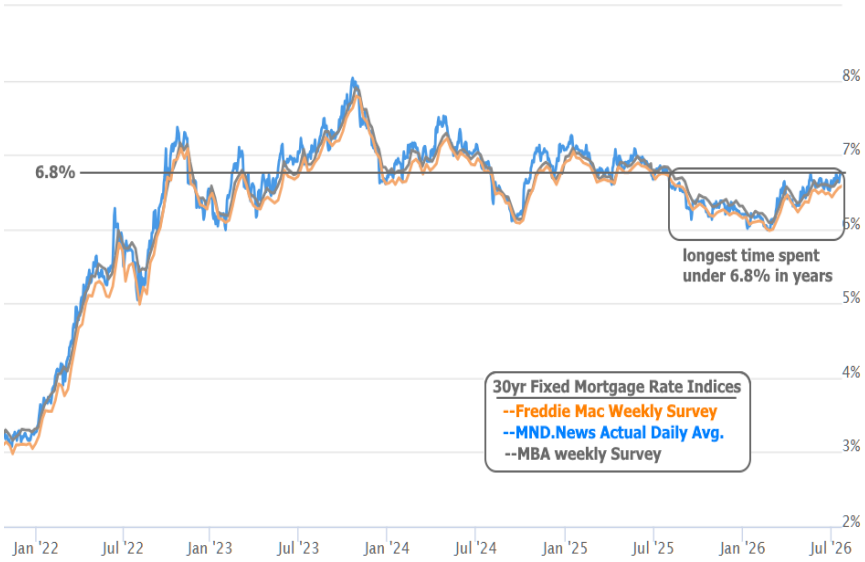


The even better news is simply this: if rates have largely moved up due to oil prices, then they should be able to recover a meaningful amount of what was lost if oil prices find a way to move back down. Of course that's a big "if" in terms of timing, but it's useful to know that there's a clear path toward lower rates that depends on things that could actually happen in the near term.

Going forward, it clearly makes sense to expect rates and oil to continue their correlation. In addition, next week's Fed announcement is a potential source of volatility independent from fuel prices. The market has priced in nearly a 40% chance of a Fed rate hike despite 9 out of 10 traders expecting the Fed to keep rates steady. Such a dislocation between Fed Funds Futures and market sentiment is a recipe for a larger reaction than normal to a Fed announcement.

Subscribe to my newsletter online at: http://housingnewsletters.com/bobthelender

## Recent Economic Data

| Date | Event | Actual | Forecast | Prior |
|---|---|---|---|---|
| **Monday, Jul 20** | | | | |
| 10:00AM | Jun CB Leading Index MoM (%) | -0.2% | -0.1% | 0.1% |
| **Wednesday, Jul 22** | | | | |
| 7:00AM | Jul/17 MBA Refi Index | 802.3 | | 821.9 |
| 7:00AM | Jul/17 MBA Purchase Index | 165.8 | | 157.2 |
| **Thursday, Jul 23** | | | | |
| 8:30AM | Jul/18 Jobless Claims (k) | 187K | 212K | 208K |
| **Friday, Jul 24** | | | | |
| 10:00AM | Jun New Home Sales (ml) | 0.628M | 0.61M | 0.58M |
| **Monday, Jul 27** | | | | |
| 8:30AM | Jun Durable goods (%) | 0.3% | 2.5% | -4.5% |
| **Tuesday, Jul 28** | | | | |
| 9:00AM | May Case Shiller Home Prices-20 y/y (%) | 1.6% | 1.3% | 1.1% |
| 9:00AM | May FHFA Home Prices y/y (%) | 2.2% | | 2% |

## Event Importance:

No Stars = Insignificant
☆ Low
★ Moderate
★★ Important
★★ Very Important

© 2026 MBS Live, LLC. - This newsletter is a service of MarketNewsletters.com.

The interest rates provided in this newsletter are national averages from independent data sources. Rate/APR terms may differ from those listed above based on the creditworthiness of the borrower. All information provided "as is" for informational purposes only, not intended for trading purposes or financial advice.

**Read or subscribe** to my newsletter online at: http://housingnewsletters.com/bobthelender

| Date | Event | Actual | Forecast | Prior |
|---|---|---|---|---|
| 10:00AM | Jul CB Consumer Confidence (%) | 90.8 | 92.3 | 91.2 |
| **Wednesday, Jul 29** | | | | |
| 2:00PM | Fed Interest Rate Decision | 3.75% | 3.75% | 3.75% |
| 2:30PM | Fed Press Conference | | | |
| **Thursday, Jul 30** | | | | |
| 8:30AM | Jul/25 Jobless Claims (k) | 197K | 200K | 187K |
| 8:30AM | Q2 GDP (%) | 1.5% | 2.1% | 2.1% |
| 8:30AM | Jun Core PCE (y/y) (%) | 3.3% | 3.3% | 3.4% |
| **Friday, Jul 31** | | | | |
| 8:30AM | Q2 Employment costs (%) | 0.9% | 0.8% | 0.9% |
| 9:45AM | Jul Chicago PMI | 57.6 | 56 | 56.7 |
| 10:00AM | Jul Consumer Sentiment (ip) | 55.2 | 54.0 | 49.5 |

## Thank You!

bobthelender was created with decades of experience and hundreds of families served.
Powered by Xpert Home Lending, Inc. and the braintrust of integrity based lending professionals, bobtheledender will deliver facts, truth and best practices for the real estate community and the people we collectively provide service.

**Bob Davis** 

© 2026 MBS Live, LLC. - This newsletter is a service of MarketNewsletters.com.

The interest rates provided in this newsletter are national averages from independent data sources. Rate/APR terms may differ from those listed above based on the creditworthiness of the borrower. All information provided "as is" for informational purposes only, not intended for trading purposes or financial advice.

**Read or subscribe** to my newsletter online at: http://housingnewsletters.com/bobthelender