



Black Diamond

Mortgage Professionals, Black Diamond Mortgage Corporation

NMLS 209137

106 2nd Street East Whitefish, MT 59937

Office: 4068624999

david@blackdiamondmortgage.com

Markets Still Juggling Multiple Sources of Inspiration

Multiple sources of inspiration continued vying for the market's attention this week with no clear winners. Stocks remained fully locked in the same indecisive pattern that emerged last week. Rates, on the other hand, **may** be starting to choose a side.

US 10yr Yield



For rates, the **tipping point** was Wednesday's announcement from the Fed. Normally, we'd pay the most attention to the Fed meetings that result in a change to the Fed's policy stance (such as hiking/cutting rates, or changing the amount/pace of bond buying programs). This time around, markets were in general agreement that there would be no policy change, but the announcement was nonetheless seen as an important venue for clues about **future** policy changes.

With last month's jobs report being quite weak, and Q1 GDP coming in at a mere +0.7 percent, some traders were looking for the Fed to temper their recent enthusiasm. While the Fed did acknowledge some of the recent weakness in economic data, they offered **just as many counterpoints**, going so far as to characterize Q1 weakness "transitory." With that, traders who were hoping to see a gloomier Fed were forced to sell bonds, thus pushing rates

National Average Mortgage Rates



	Rate	Change	Points
Mortgage News Daily			
30 Yr. Fixed	6.86%	-0.05	0.00
15 Yr. Fixed	6.31%	-0.02	0.00
30 Yr. FHA	6.32%	-0.06	0.00
30 Yr. Jumbo	7.04%	-0.03	0.00
5/1 ARM	6.53%	-0.02	0.00
Freddie Mac			
30 Yr. Fixed	6.78%	-0.08	0.00
15 Yr. Fixed	6.07%	-0.09	0.00

Rates as of: 7/26

Market Data

	Price / Yield	Change
MBS UMBS 5.5	99.68	+0.27
MBS GNMA 5.5	99.98	+0.13
10 YR Treasury	4.1958	-0.0474
30 YR Treasury	4.4523	-0.0305

Pricing as of: 7/26 5:59PM EST

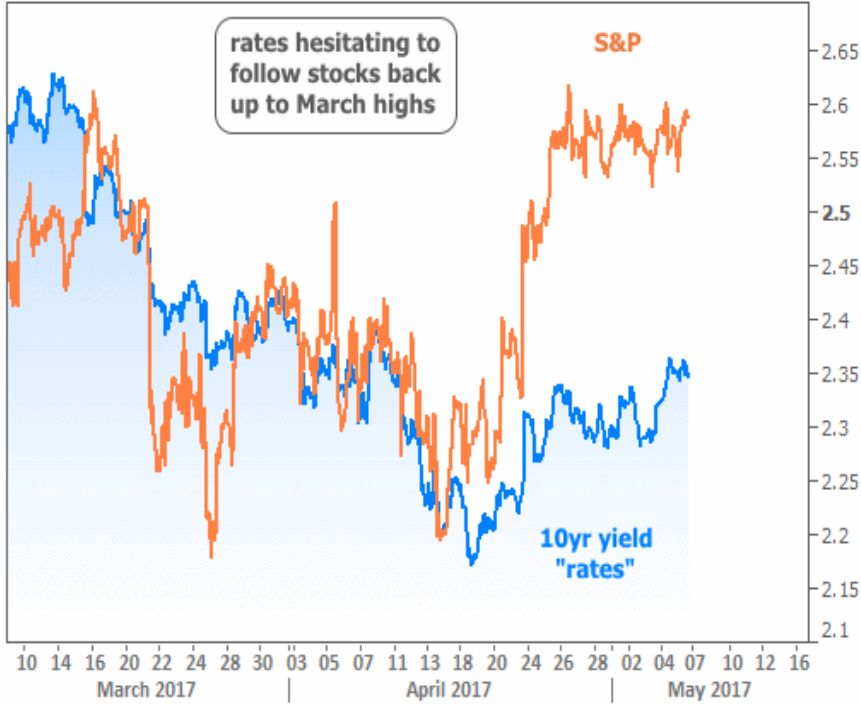
Recent Housing Data

	Value	Change
Mortgage Apps	Jul 10 206.1	-0.19%
Building Permits	Mar 1.46M	-3.95%
Housing Starts	Mar 1.32M	-13.15%
New Home Sales	Mar 693K	+4.68%
Pending Home Sales	Feb 75.6	+1.75%
Existing Home Sales	Feb 3.97M	-0.75%
Builder Confidence	Mar 51	+6.25%

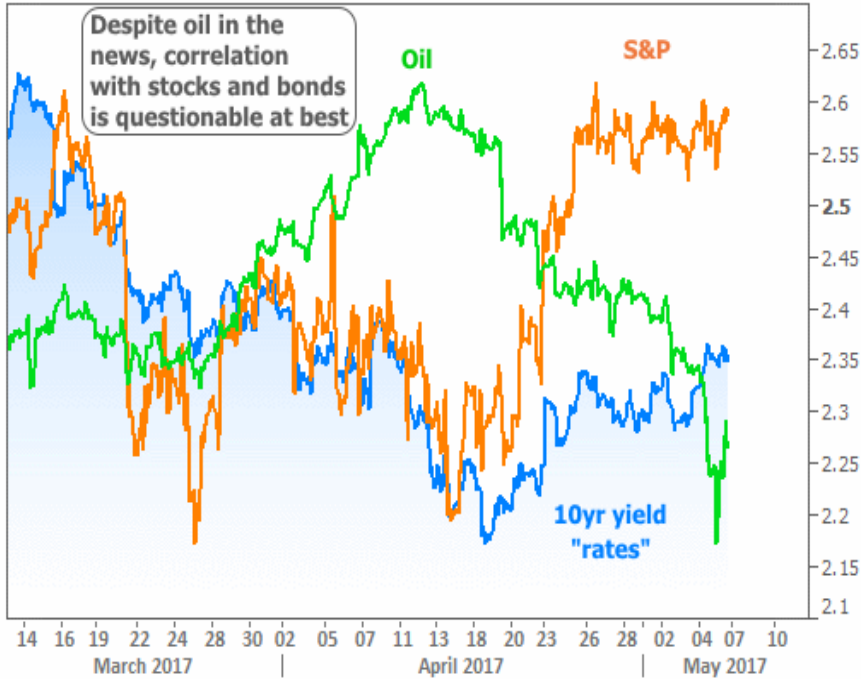
higher.

As dramatic as that sounds, it **wasn't enough** to break rates above the sideways trend seen in the first chart (red lines). Where did the extra push come from? Financial media paid most attention to oil prices, the House's passage of the new healthcare bill draft, and of course, stock market volatility. But more than any of those factors, it was European market movement that coaxed US rates higher.

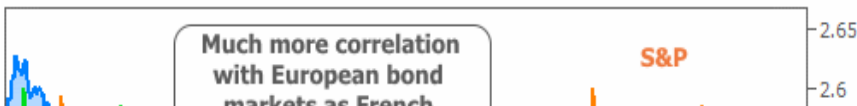
Stocks vs Bonds

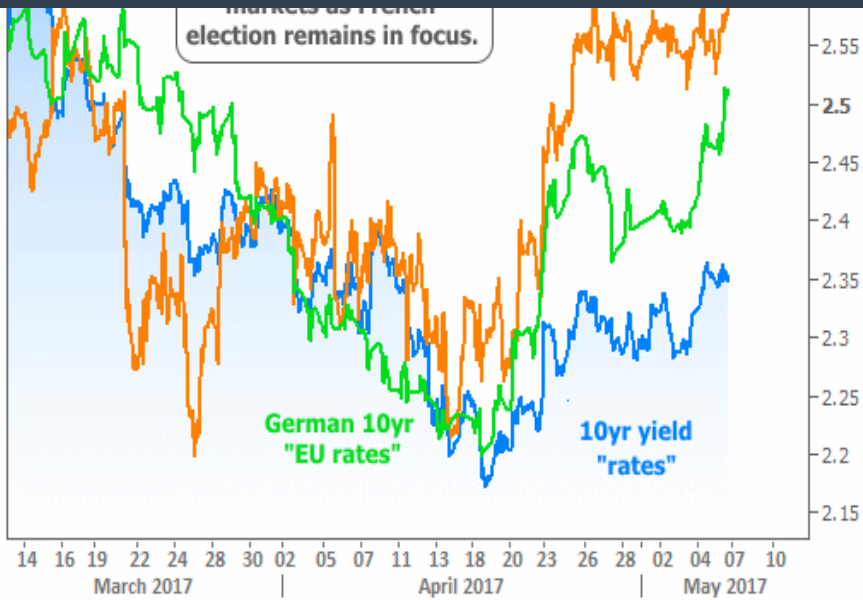


Stocks vs Bonds vs Oil



Stocks vs Bonds vs German Bonds





The late-April push toward higher rates in the EU was a factor of the first round of the French election. The candidate who might try to get France out of the EU (Le Pen) made it to the run-off, but so did Macron. If Le Pen won, stocks and rates **would have** fallen sharply, but Polls suggested Macron would handily win the upcoming run-off, so stocks and rates rose.

Investors were still entertaining the possibility that this week's presidential debates in France could **tip the balance** far enough back toward Le Pen to make this weekend's run-off a closer call (which would have been bad for stocks and good for rates). But polls remained fairly steady after the debate, with Macron maintaining a 63/37% lead. As such, European rates continued higher still.

By Monday morning, we'll have confirmation of the French election results, and while it's not the only market mover to consider, it will likely be worth a bit of extra pressure on interest rates. Unless another development speaks up in favor of lower rates (e.g. lousy economic data, botched fiscal reform in congress, or a geopolitical flare-up), **risks remain** in place that rates have entered a mild uptrend as seen in today's first chart.

In the bigger picture, rates really **haven't moved that much** for the average housing market stakeholder. We're talking about an eighth of a point (at most!) between the best and worst levels of the past few weeks. In general, rates have fared much better than most experts expected in 2017--a fact that's reflected in the recently strong housing data, as well as the ability for [mortgage applications](#) to hold their ground.

This week's most notable piece of housing-related data was [CoreLogic's Home Price Index](#). Reasonable rates teamed up with tight inventories to create a **7.1% year-over-year gain**. The index continues to outpace CoreLogic's own expectations, which pegged the current number at 5.2% a year ago.

Subscribe to my newsletter online at: <http://housingnewsletters.com/blackdiamondmortgage>

Recent Economic Data

Date	Event	Actual	Forecast	Prior
Monday, May 01				
8:30AM	Mar Personal income mm (%)	+0.2	0.3	0.4
8:30AM	Mar Core PCE price index mm (%)	-0.1	-0.1	0.2
8:30AM	Mar Core PCE price index yy (%)	+1.6		1.8

Event Importance:

- No Stars = Insignificant
- ☆ Low
- ★ Moderate
- ★★ Important
- ★★★ Very Important

Date	Event	Actual	Forecast	Prior
10:00AM	Apr ISM Manufacturing PMI	54.8	56.5	57.2
10:00AM	Mar Construction spending (%)	-0.2	0.4	0.8
Wednesday, May 03				
8:15AM	Apr ADP National Employment (k)	177.0	175	263
10:00AM	Apr ISM N-Mfg PMI	57.5	55.8	55.2
2:00PM	N/A FOMC rate decision (%)	0.75-1.00	0.875	0.875
Thursday, May 04				
8:30AM	Q1 Productivity Preliminary (%)	-0.6	0.0	1.3
8:30AM	Q1 Labor Costs Preliminary (%)	+3.0	2.5	1.7
8:30AM	Mar International trade mm \$ (bl)	-43.7	-44.5	-43.6
8:30AM	w/e Initial Jobless Claims (k)	238	245	257
10:00AM	Mar Factory orders mm (%)	+0.2	0.4	1.0
Friday, May 05				
8:30AM	Apr Non-farm payrolls (k)	+211	185	98
8:30AM	Apr Private Payrolls (k)	+194	185	89
8:30AM	Apr Unemployment rate mm (%)	4.4	4.6	4.5
8:30AM	Apr Manufacturing payrolls (k)	+6	10	11
8:30AM	Apr Average earnings mm (%)	+0.3	0.3	0.2
Tuesday, May 09				
10:00AM	Mar Wholesale inventories mm (%)	+0.2	-0.1	-0.1
1:00PM	3-Yr Note Auction (bl)	24		
Wednesday, May 10				
7:00AM	w/e Mortgage Market Index	415.7		405.8
8:30AM	Apr Import prices mm (%)	+0.5	0.2	-0.2
8:30AM	Apr Export prices mm (%)	+0.2	0.1	0.2
Thursday, May 11				
8:30AM	Apr Producer Prices (%)	+0.5	0.2	-0.1
8:30AM	Apr Core Producer Prices YY (%)	+1.9	1.7	1.6
Friday, May 12				
8:30AM	Apr Retail sales mm (%)	0.4	0.6	-0.2
8:30AM	Apr CPI mm, sa (%)	+0.2	0.2	-0.3
8:30AM	Apr Core CPI Year/Year (%)	+1.9	2.0	2.0
10:00AM	Mar Business inventories mm (%)	+0.2	0.1	0.3
10:00AM	May Consumer Sentiment Prelim	97.7	97.0	97.0
Wednesday, Jul 12				
1:00PM	10-yr Note Auction (bl)	20		
Thursday, Jul 13				
1:00PM	30-Yr Bond Auction (bl)	12		

Enjoy your free mortgage news from Black Diamond Mortgage!

Visit us at www.blackdiamondmortgage.com for more information or contact us for the latest!

We have great videos on Youtube! <https://www.youtube.com/channel/UCXrbRfaT4kIHjXOP3oveInA>

Black Diamond

