

Ben Nelson
Branch Manager, Synergy One Lending
NMLS#1392905
125 Lynx Ave Aumsville, OR 97325

Office: 5039109872
Mobile: 5039109872
bnelson@s1l.com
View My Website

Cooler Inflation Prompts Big Shift in Rate Outlook

The Consumer Price Index (CPI) is one of two big, monthly economic reports that have the strongest track records of causing volatility for rates. This makes sense considering inflation is the primary reason rates are as high as they are.

Other economic data matters too. The other big report is the Employment Situation, typically referred to as "the jobs report." It was responsible for continuing what had already been a big drop in rates 2 weeks ago. But after that, there wasn't anything major on the calendar until this week's CPI. As such, that left a lot of room for anticipation.

Many times, that sort of anticipation proves overdone and reality ends up being less volatile, but this was not one of those times. The following chart shows the interest rate reaction in terms of 10yr Treasury yields, which tend to move much like mortgage rates over time. Treasuries give us a timely way to observe intraday momentum in the bond market.

National Average Mortgage Rates



Mortgage News Daily	Rate	Change	Points
30YR Fixed	7.26%	-0.06	0.00
15YR Fixed	6.82%	-0.05	0.00
30YR FHA	6.95%	0.00	0.00
30YR Jumbo	7.40%	-0.02	0.00
7/6 SOFR	6.60%	-0.10	0.00
30YR VA	6.96%	-0.01	0.00

Rates as of: 11/25

MBS and Treasury

	Price / Yield	Change
MBS UMBS 6.0	99.88	+0.29
10 YR Treasury	4.8590	-0.0677
30 YR Treasury	5.2479	-0.0735

Pricing as of: 11/25 5:59PM EST

Recent Housing Data

		Value	Change
Mortgage Apps	Nov 11	199.8	-2.35%
Building Permits	Oct	1.3M	-7.5%
Housing Starts	Oct	1.31M	+7.21%
New Home Sales	Sep	676K	-1.17%
Pending Home Sales	Oct	63	-4.69%
Existing Home Sales	Oct	3.99M	+0.25%
Builder Confidence	Nov	25	-13.79%

© 2026 MBS Live, LLC. - This newsletter is a service of MarketNewsletters.com.

The interest rates provided in this newsletter are national averages from independent data sources. Rate/APR terms may differ from those listed above based on the creditworthiness of the borrower. All information provided "as is" for informational purposes only, not intended for trading purposes or financial advice.

Read or subscribe to my newsletter online at: http://housingnewsletters.com/ben-nelson



In other words, CPI accounted for even more movement in yields (another word for "rates") as well as the trading volume of the underlying bonds. This reaction is made all the more stunning by the fact that CPI was nowhere near as surprising as the jobs report in terms of reality versus forecasts.

The Fed wants to see core inflation (a more stable metric that excludes food and energy) at 2% year-over-year. We're currently still over 4%, but heading in the right direction.

© 2026 MBS Live, LLC. - This newsletter is a service of MarketNewsletters.com.

The interest rates provided in this newsletter are national averages from independent data sources. Rate/APR terms may differ from those listed above based on the creditworthiness of the borrower. All information provided "as is" for informational purposes only, not intended for trading purposes or financial advice.

Read or subscribe to my newsletter online at: http://housingnewsletters.com/ben-nelson

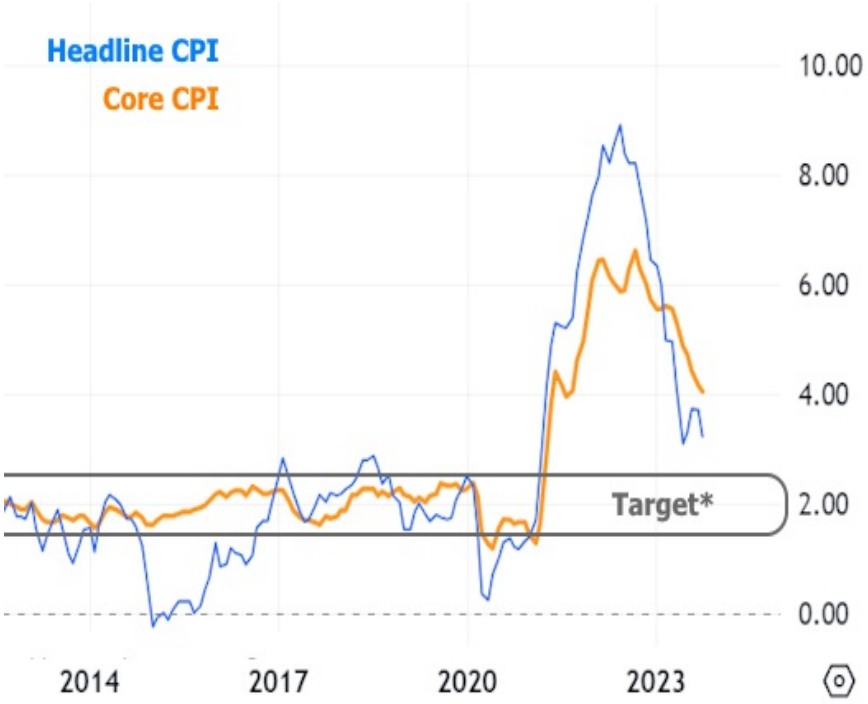

*applies only to the orange line

The investors driving these sorts of big reactions in the bond market are instead looking at month-over-month numbers to better gauge the progress. After all, if we have several months of 0.17% core inflation, that would ultimately add up to 2.0% annually.

There's no question that progress is more apparent in the monthly numbers, but target levels were only achieved briefly a few months ago and this week's result was actually a bit higher than target.

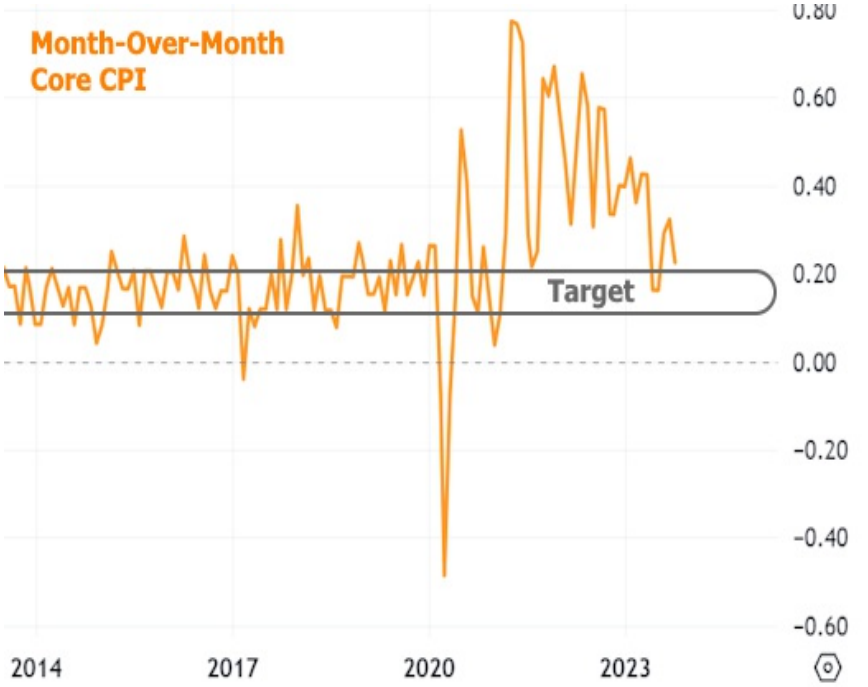

© 2026 MBS Live, LLC. - This newsletter is a service of MarketNewsletters.com.

The interest rates provided in this newsletter are national averages from independent data sources. Rate/APR terms may differ from those listed above based on the creditworthiness of the borrower. All information provided "as is" for informational purposes only, not intended for trading purposes or financial advice.

Read or subscribe to my newsletter online at: http://housingnewsletters.com/ben-nelson

So what's up with the big reaction in the bond market? It's all about expectations versus reality. If traders are pretty sure that economic data will come in at a certain level, they'd be foolish to wait for the report to come out. The median forecast among hundreds of economists serves as a consensus for traders until the actual numbers come out. If reality is better or worse than the consensus, the market reacts accordingly.

Because the consensus is already factored into bond market trading levels, we often see big ticket economic data come in very close to forecasts without any major market reaction. Arguably, this week's CPI fit the bill with the core month-over-month reading at 0.2% versus a consensus of 0.3%. So why the big reaction?

On one hand, we can consider that traders were simply planning on moving in one direction or the other given that this CPI was in a position to cast an important vote on the recent shift in the bond market.

Those who want to dig deeper for cause and effect might consider that some key internal components of the report spoke to progress in areas where progress has been slow to materialize. Specifically, the housing component fell from a 0.6% pace last month to a 0.3% pace in the current report. It remains one of the key factors keeping inflation above target, so the progress is good news for rates.

Mortgage rates, specifically, are in line with their lowest levels since mid-September

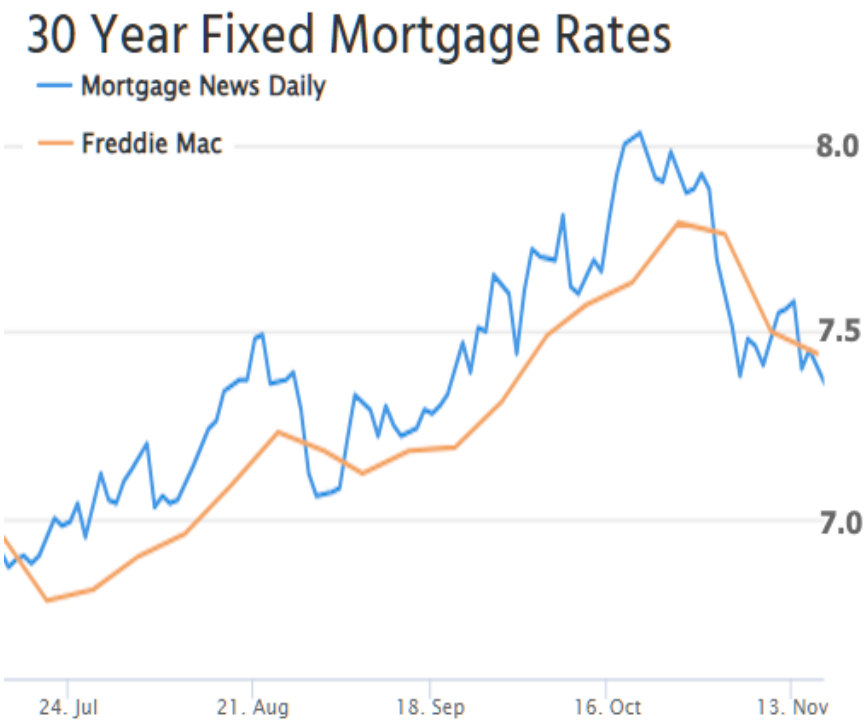

But these are merely the first steps of a longer journey. The chart below provides good reminders that rates have appeared to have turned a corner in the big picture several times only to resume an upward march.

© 2026 MBS Live, LLC. - This newsletter is a service of MarketNewsletters.com.

The interest rates provided in this newsletter are national averages from independent data sources. Rate/APR terms may differ from those listed above based on the creditworthiness of the borrower. All information provided "as is" for informational purposes only, not intended for trading purposes or financial advice.

Read or subscribe to my newsletter online at: http://housingnewsletters.com/ben-nelson

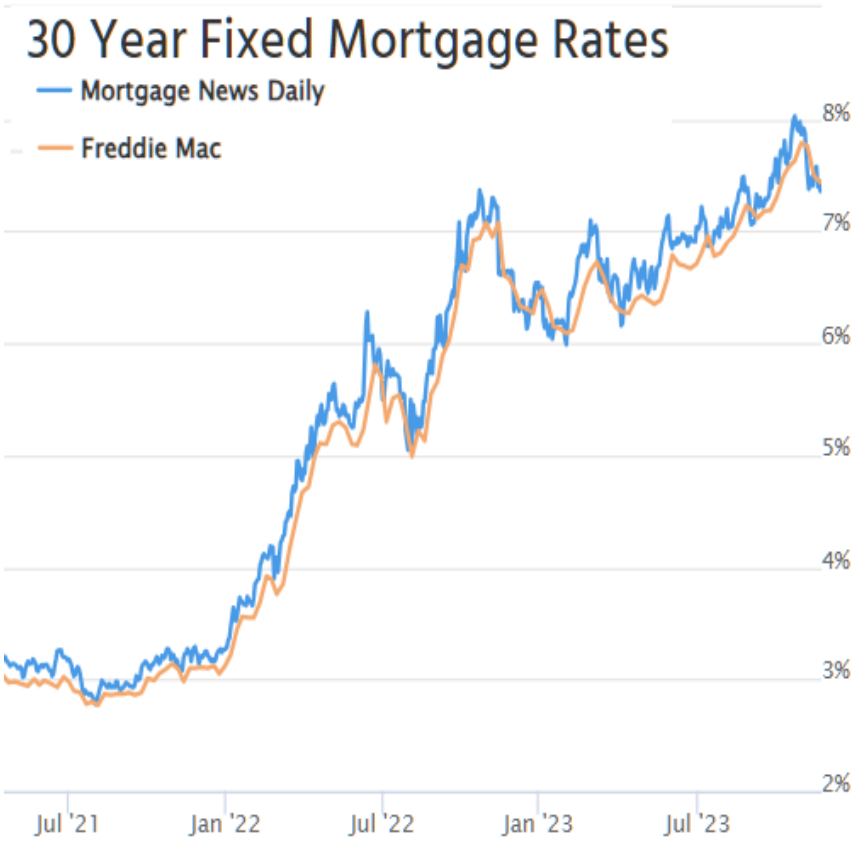

In the cases of the previous false starts, it was a rebound in inflation and economic growth that caused the rate reversal. Bottom line: we'll need to continue seeing data like this week's CPI in order for things to be different this time. On that note, the next round of important data won't arrive until the first full week of December. That means rates may be less interested in big moves higher or lower between now and then.

Subscribe to my newsletter online at: http://housingnewsletters.com/ben-nelson

Speed, Ease & Expertise

In my 8th year of mortgage lending I am still looking for ways to improve my business for clients and referral partners. Even though our industry is ever-changing, my goals have stayed consistent. For clients, I want to make the process of purchasing their home an enjoyable one for them. I do this by being highly available by phone, email or in person from morning to night and having the fastest response time in the industry. I want my clients to be well educated on their loan options so they feel confident about their mortgage before and after purchasing their home. I want referral partners to know they can trust in me to handle everything on the loan side of things so they can focus their time on what they do best, Real Estate. I have excellent systems in place for communication to keep everyone involved in the purchase updated. I feel grateful to be in this industry, and take a great amount of pride in people counting on me for their biggest purchase of their lives!

Ben Nelson



© 2026 MBS Live, LLC. - This newsletter is a service of MarketNewsletters.com.

The interest rates provided in this newsletter are national averages from independent data sources. Rate/APR terms may differ from those listed above based on the creditworthiness of the borrower. All information provided "as is" for informational purposes only, not intended for trading purposes or financial advice.

Read or subscribe to my newsletter online at: http://housingnewsletters.com/ben-nelson