



Peter Bethke

President, A+ Mortgage Services, Inc
 Personal NMLS 264756 Corporate NMLS 259353 Florida
 W188S7820 Racine Ave suite 100 Muskego, WI 53150

Office: 414-405-8065
 Mobile: 414-405-8065
 Fax: 262-679-8800
pete@aplusmortgageservices.com
[View My Website](#)

Resilience in The Housing Market as Powell Sees More Hikes Ahead

A majority of the housing market data on any given month tends to come out mostly on the same week. This was that week and the takeaway was that the housing market could be doing worse. Some might even argue that we're seeing some resilience relative to the rate landscape.

Let's refresh our understanding of the rate landscape first. The bond market (which drives interest rate movement) has been broadly sideways recently as investors wait to see how quickly inflation (bonds' biggest concern) is subsiding. That "wait and see" approach prompted the Fed to hold its policy rate steady at last week's meeting, but that was widely expected by the bond market and thus not worth much of a reaction.

Fed Chair Powell gave his regularly-scheduled congressional testimonies this week and had a chance to talk a bit more about where the Fed sees things going from here. We already knew the average Fed member saw about 2 more rate hikes before achieving a terminal "ceiling" level, assuming the economy evolved as expected, but Powell was able to clarify what "as expected" meant.

Interestingly enough, the additional hikes are **not** seen happening in response to some additional upward momentum in inflation or economic growth. Rather, the Fed's baseline expectations call for continued cooling in the labor market, modest economic growth, and continued cooling in inflation. In other words, inflation and the economy have a very low bar to justify a few more rate hikes. Things would have to deteriorate pretty abruptly for the Fed to abstain. Moreover, if things improve a bit better than expected, we could be looking at more than 2 additional hikes.

The problem with these expectations and the actions predicated upon them is the elevated uncertainty about the outlook. Economic uncertainty is often reflected in sideways trading ranges in the bond market. Using 10yr Treasury yields as a proxy for other rates (like mortgages), we see clear sideways ranges in the short term.

National Average Mortgage Rates



| | Rate | Change | Points |
|----------------------------|-------|--------------|--------|
| Mortgage News Daily | | | |
| 30 Yr. Fixed | 6.43% | +0.02 | 0.00 |
| 15 Yr. Fixed | 5.95% | 0.00 | 0.00 |
| 30 Yr. FHA | 5.82% | +0.02 | 0.00 |
| 30 Yr. Jumbo | 6.62% | 0.00 | 0.00 |
| 5/1 ARM | 6.28% | -0.01 | 0.00 |

Freddie Mac

| | | | |
|--------------|-------|--------------|------|
| 30 Yr. Fixed | 6.35% | -0.51 | 0.00 |
| 15 Yr. Fixed | 5.51% | -0.65 | 0.00 |

Rates as of: 8/30

Market Data

| | Price / Yield | Change |
|----------------|---------------|----------------|
| MBS UMBS 5.0 | 99.35 | -0.16 |
| MBS GNMA 5.0 | 99.91 | -0.04 |
| 10 YR Treasury | 3.9039 | +0.0424 |
| 30 YR Treasury | 4.1932 | +0.0468 |

Pricing as of: 8/30 5:59PM EST

Recent Housing Data

| | | Value | Change |
|---------------------|--------|-------|---------|
| Mortgage Apps | Aug 28 | 226.9 | +0.49% |
| Building Permits | Mar | 1.46M | -3.95% |
| Housing Starts | Mar | 1.32M | -13.15% |
| New Home Sales | Mar | 693K | +4.68% |
| Pending Home Sales | Feb | 75.6 | +1.75% |
| Existing Home Sales | Feb | 3.97M | -0.75% |
| Builder Confidence | Mar | 51 | +6.25% |



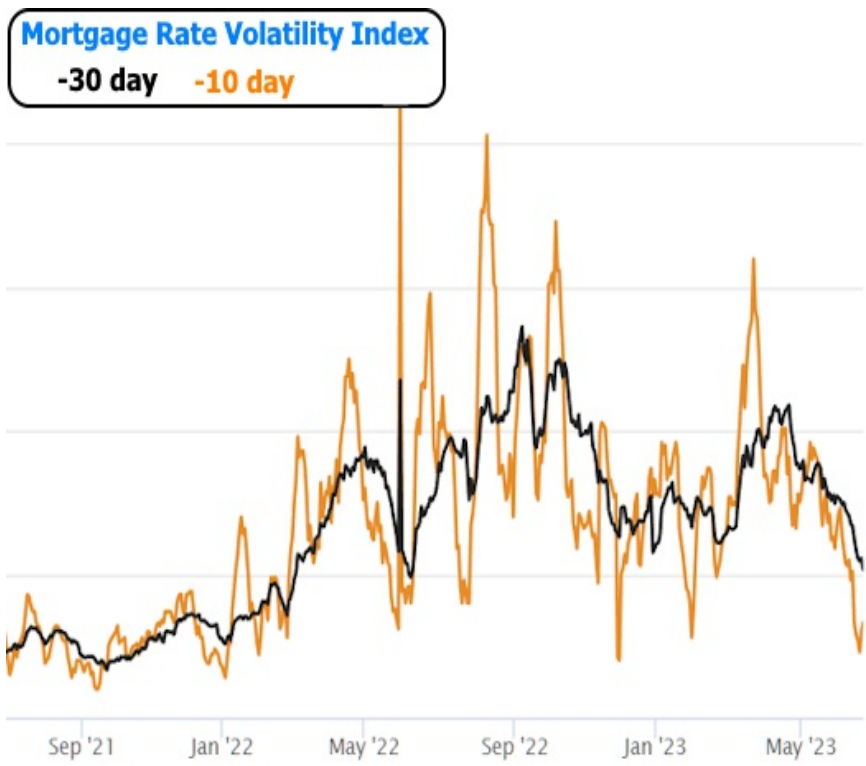
And in the long term.



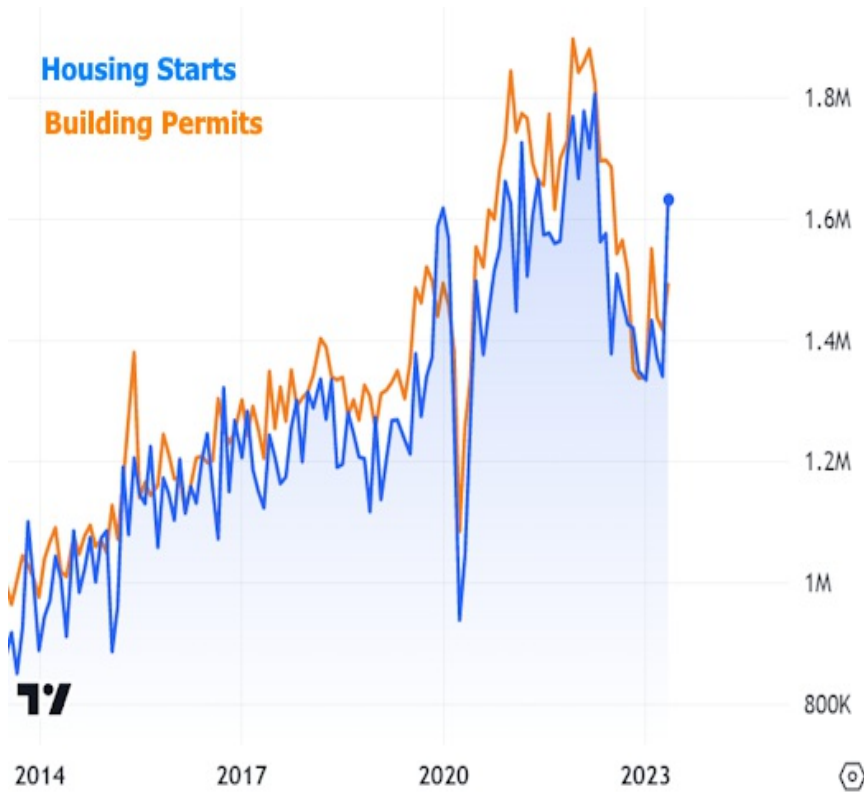
The longer term chart also serves as the best recap of the rate landscape. Specifically: rates are high--not as high as they were in late 2022 or even earlier this year, but certainly much closer to the higher end of the range over the past few years.



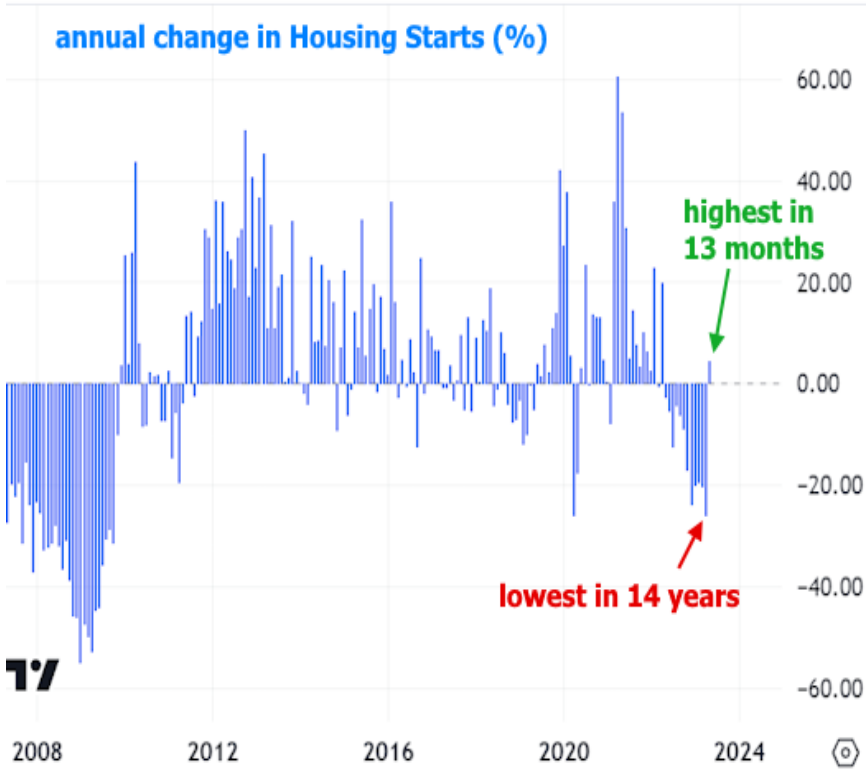
The rate surge in 2022 had predictable consequences for the housing market, but even though rates remain high, volatility has died down.



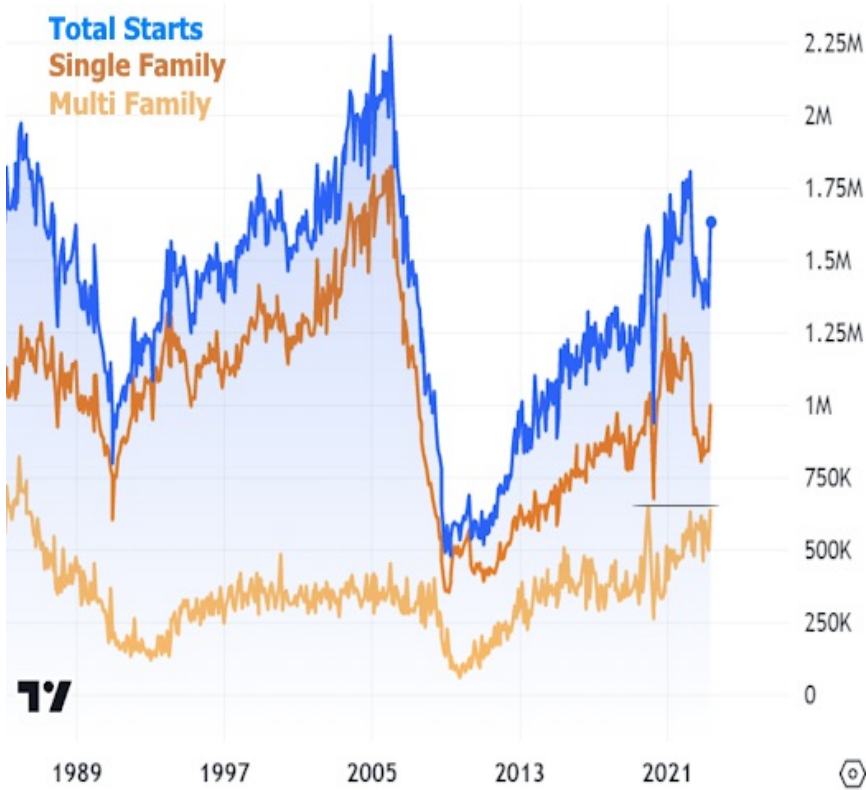
Lower rate volatility has helped housing find bottom. Essentially every housing report that came out this week told a different version of that same story. Some reports were downright upbeat, such as the surge in "housing starts" (a term that refers to the ground-breaking phase of new construction). Only 10 months have been higher in more than a decade.



This also marked a major reversal in the trend for new construction. Last month's report showed the worst year-over-year growth in 14 years while the new report showed the best growth in more than a year--a shift of more than 20%.



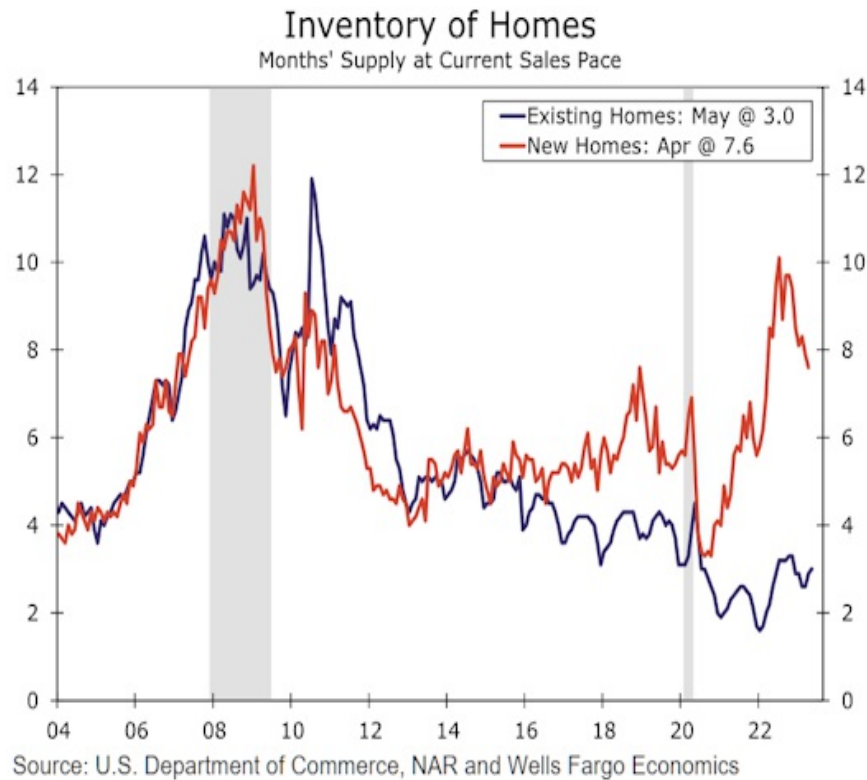
This is a notoriously volatile set of data, but swings like this still send analysts looking for explanations. One of the most commonly cited mitigating factors is the larger and more stable role being played by multi-unit construction. Multi-family starts are right in line with their highest levels in more than 3 decades, and they were essentially unaffected by the 2022 rate spike.



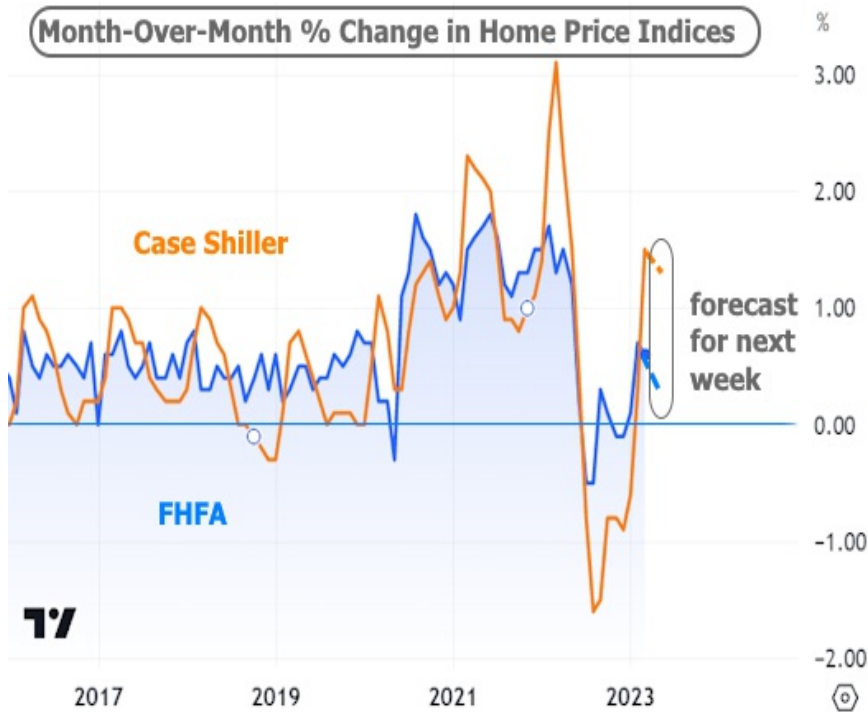
The other "yeah but" is that the new home market is quite a bit smaller than the existing home market, and the latter is better described as "treading water," even though the most recent number came out slightly higher than last month.



The "yeah but" to that "yeah but" is that inventory is holding the market back.



There are a few more of the big monthly housing reports yet to come in the week ahead. Most arrive next Tuesday morning with New Home Sales expected to stay fairly flat at an annual pace of 670k and the duo of home price indices from FHFA and Case-Shiller (both expected to show slower, near-zero price growth). Thursday's Pending Home Sales index is expected to show 0.2% growth after holding steady last month.



Subscribe to my newsletter online at: <http://housingnewsletters.com/aplasmortgage>

Recent Economic Data

| Date | Event | Actual | Forecast | Prior |
|--------------------------|-----------------------------------|--------|----------|--------|
| Monday, Jun 19 | | | | |
| 10:00AM | Jun NAHB housing market indx | 55 | 51 | 50 |
| Tuesday, Jun 20 | | | | |
| 8:30AM | May Housing starts number mm (ml) | 1.631M | 1.4M | 1.34M |
| 8:30AM | May Building permits: number (ml) | 1.491M | 1.42M | 1.417M |
| Wednesday, Jun 21 | | | | |
| 7:00AM | Jun/16 MBA Refi Index | 425.1 | | 434.1 |
| 7:00AM | Jun/16 MBA Purchase Index | 165.6 | | 163.2 |
| 10:00AM | Fed Chair Powell Testimony | | | |
| Thursday, Jun 22 | | | | |
| 8:30AM | Jun/17 Jobless Claims (k) | | 260 | 262 |
| 10:00AM | May Existing home sales (ml) | 4.3M | 4.25M | 4.29M |
| 10:00AM | May Exist. home sales % chg (%) | 0.2% | | -3.2% |
| 10:00AM | Fed Chair Powell Testimony | | | |
| Friday, Jun 23 | | | | |

Event Importance:

- No Stars = Insignificant
- ☆ Low
- ★ Moderate
- ★★ Important
- ★★★ Very Important

| Date | Event | Actual | Forecast | Prior |
|--------------------------|---|--------|----------|-------|
| 9:45AM | Jun S&P Global Manuf. PMI | 46.3 | 48.5 | 48.4 |
| 9:45AM | Jun S&P Global Services PMI | 54.1 | 54 | 54.9 |
| Tuesday, Jun 27 | | | | |
| 8:30AM | May Durable goods (%) | 1.7% | -1% | 1.2% |
| 9:00AM | Apr FHFA Home Price Index m/m (%) | 0.7% | 0.3% | 0.5% |
| 9:00AM | Apr FHFA Home Prices y/y (%) | 3.1% | 3.1% | 3.7% |
| 9:00AM | Apr Case Shiller Home Prices-20 y/y (%) | -1.7% | -2.6% | -1.1% |
| 10:00AM | May New Home Sales (ml) | 0.763M | 0.675M | 0.68M |
| 10:00AM | May New Home Sales (%) (%) | 12.2% | | 3.5% |
| Wednesday, Jun 28 | | | | |
| 7:00AM | Jun/23 MBA Refi Index | 439.2 | | 425.1 |
| 7:00AM | Jun/23 MBA Purchase Index | 170.3 | | 165.6 |
| 8:30AM | May Wholesale inventories mm (%) | -0.1% | | -0.3% |
| Thursday, Jun 29 | | | | |
| 8:30AM | Jun/24 Jobless Claims (k) | 239K | 265K | 265K |
| 8:30AM | Q1 GDP Advance (%) | 2% | 1.4% | 2.6% |
| 10:00AM | May Pending Home Sales (%) | -2.7% | -0.5% | -0.4% |
| Friday, Jun 30 | | | | |
| 8:30AM | May Core PCE (m/m) (%) | 0.3% | 0.3% | 0.4% |
| 8:30AM | May Core PCE Inflation (y/y) (%) | 4.6% | 4.7% | 4.7% |
| 9:45AM | Jun Chicago PMI | 41.5 | 44 | 40.4 |
| 10:00AM | Jun U Mich conditions | 69 | 68 | 64.9 |

Celebrating my 21st year and specializing in lending in Wisconsin, NW Florida coast and Hwy 30a

You're in the right place. Helping people with home loans is all I have done for almost 21 years. Clear explanations, patience and expert advice are what my clients can expect. Information and education make the difference and to help people understand the loan process. Spending my day helping my clients is what I love to do!

Peter Bethke

