



Peter Bethke

President, A+ Mortgage Services, Inc
 Personal NMLS 264756 Corporate NMLS 259353 Florida
 W188S7820 Racine Ave suite 100 Muskego, WI 53150

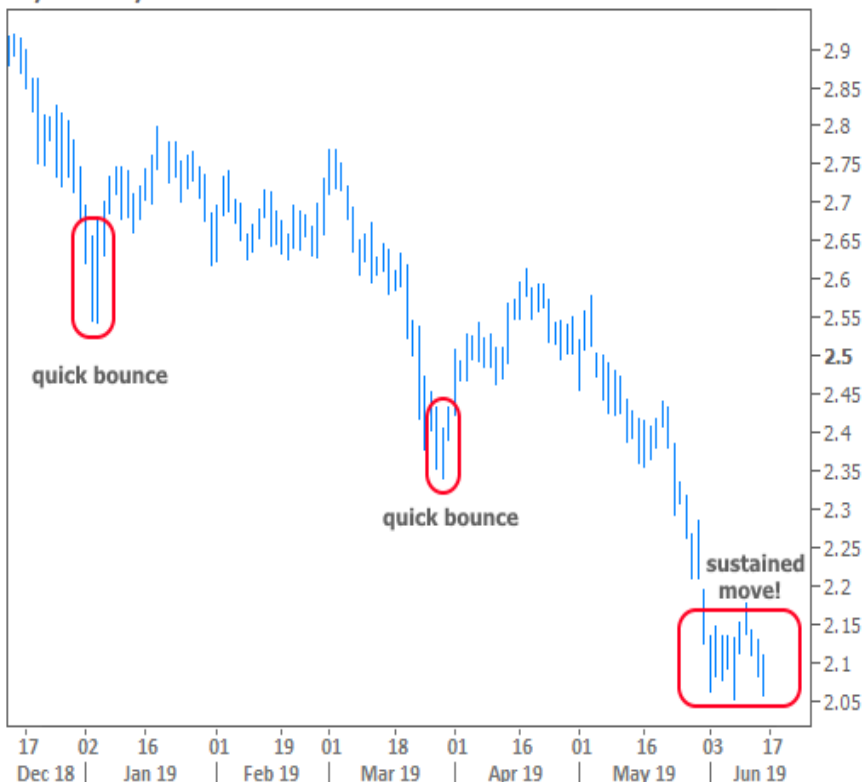
Office: 414-405-8065
 Mobile: 414-405-8065
 Fax: 262-679-8800
pete@aplusmortgageservices.com
[View My Website](#)

Low Rates Lighting a Fire Under Housing/Mortgage Markets

You've heard of time healing all wounds, but what about low rates healing the mortgage and housing markets? It's not that either was particularly distressed, but **both** have benefited in a **major** way from the recent drop in rates. Just as important as the drop itself has been rates' ability to **HOLD** at or near long-term lows for 2 full weeks now.

It's not at all uncommon for rates to make big moves from time to time. When that happens, it's far more common to see the most extreme rates (either highs or lows) persist for a few hours to a few days. This is easy to see in the bar chart of 10yr Treasury yields below. Notice the previous surges toward lower rates in 2019 were **quickly turned away** while the most recent surge has had some serious staying power.

10yr Treasury Yield



The reason this is such a profound benefit for the mortgage market is that it allows a far greater portion of eligible homeowners to **hear about** the move in rates while they **still have time** to take advantage of it. This was the reason

National Average Mortgage Rates



| | Rate | Change | Points |
|----------------------------|-------|--------|--------|
| Mortgage News Daily | | | |
| 30 Yr. Fixed | 6.43% | +0.02 | 0.00 |
| 15 Yr. Fixed | 5.95% | 0.00 | 0.00 |
| 30 Yr. FHA | 5.82% | +0.02 | 0.00 |
| 30 Yr. Jumbo | 6.62% | 0.00 | 0.00 |
| 5/1 ARM | 6.28% | -0.01 | 0.00 |

Freddie Mac

| | | | |
|--------------|-------|-------|------|
| 30 Yr. Fixed | 6.35% | -0.51 | 0.00 |
| 15 Yr. Fixed | 5.51% | -0.65 | 0.00 |

Rates as of: 8/30

Market Data

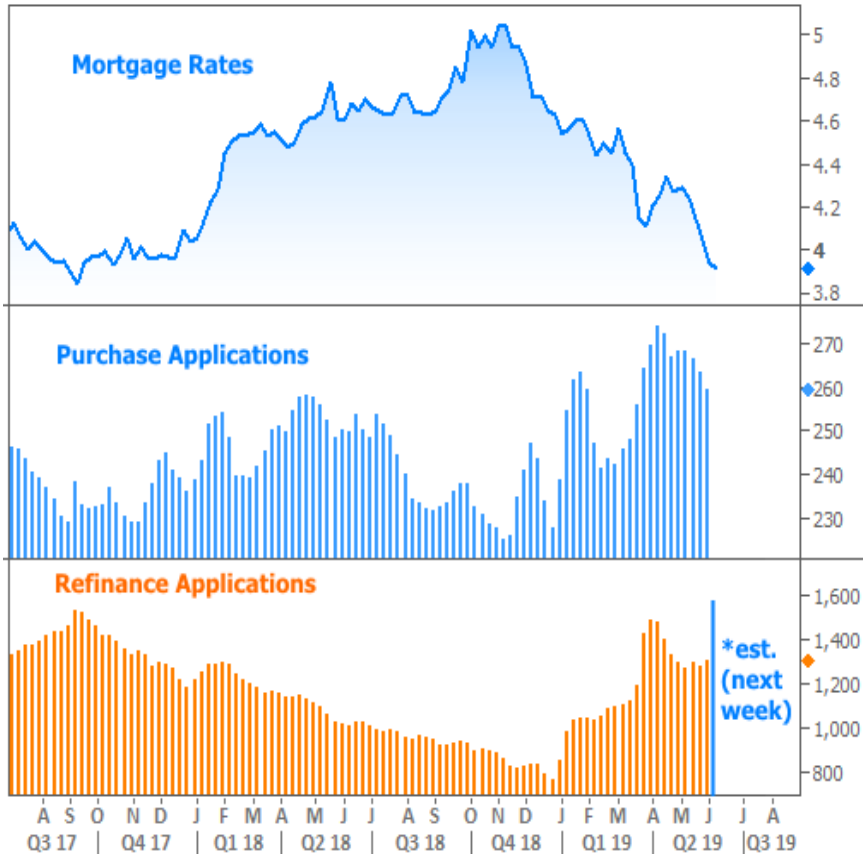
| | Price / Yield | Change |
|----------------|---------------|---------|
| MBS UMBS 5.0 | 99.35 | -0.16 |
| MBS GNMA 5.0 | 99.91 | -0.04 |
| 10 YR Treasury | 3.9039 | +0.0424 |
| 30 YR Treasury | 4.1932 | +0.0468 |

Pricing as of: 8/30 5:59PM EST

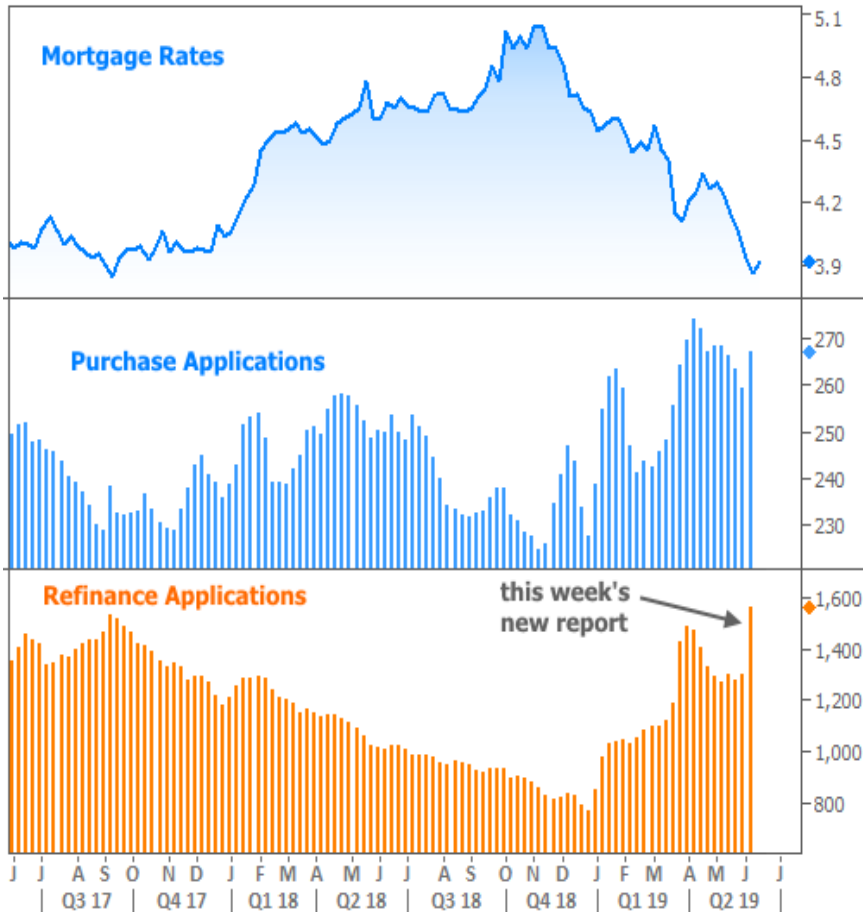
Recent Housing Data

| | Value | Change |
|---------------------|--------------|---------|
| Mortgage Apps | Aug 28 226.9 | +0.49% |
| Building Permits | Mar 1.46M | -3.95% |
| Housing Starts | Mar 1.32M | -13.15% |
| New Home Sales | Mar 693K | +4.68% |
| Pending Home Sales | Feb 75.6 | +1.75% |
| Existing Home Sales | Feb 3.97M | -0.75% |
| Builder Confidence | Mar 51 | +6.25% |

that I predicted a massive surge in refinance demand in last week's Newsletter with the following chart:



And here's the **most up-to-date version** of the same chart after this week's application data came in:



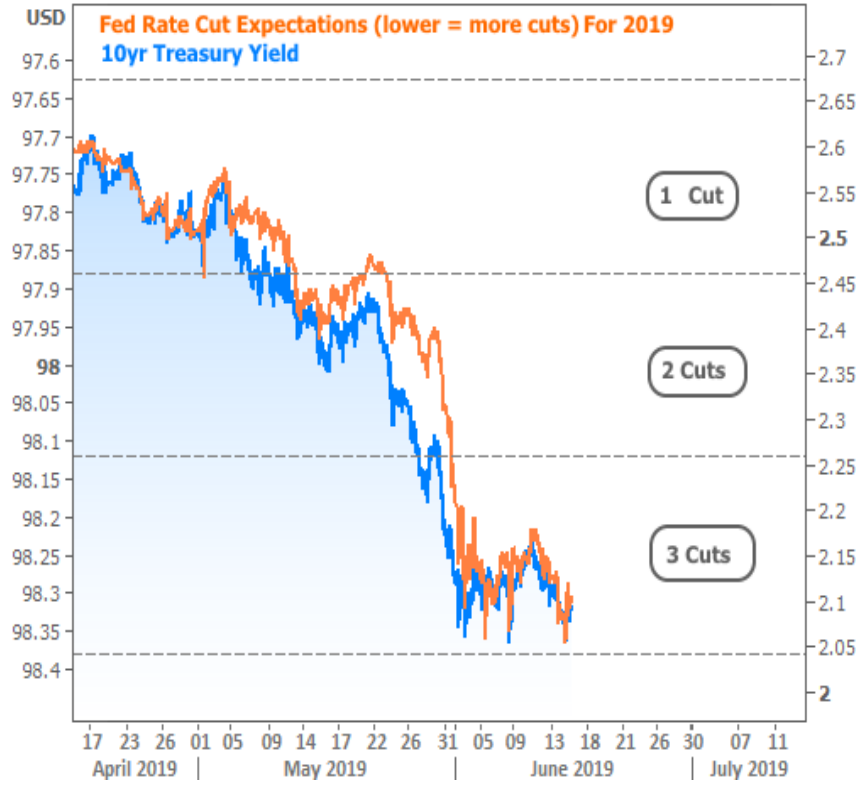
In other words, **persistent availability of the lowest rates since September 2017** had a perfectly logical impact! In addition to the surging refi demand, low rates are also boosting purchase activity and leading to **improvements in lender sentiment**.

Can the good times keep rolling? This is a great question--especially considering the longevity of the rate rally to date. It's impossible to answer, unfortunately, without knowing how key events will unfold. These include various economic reports, Fed policy changes, and any political developments that fall under the "trade war" category.

What we **do know** is that we'll receive important updates on all fronts in the coming weeks. These include a new policy announcement from the Fed next Wednesday, the G-20 summit at the end of the month, and an extremely important slate of economic data in the first week of July. In general, the worse things look for the economy, the better the odds are for rates to continue lower. An accommodative response from the Fed (i.e. if they offer hints about rate cuts) would **solidify and accelerate** such a move.

While the Fed Funds Rate doesn't directly affect conventional mortgage rates, the market's **expectation** for Fed rate hikes/cuts is a **different story**. As speculators have gradually increased their calls for 3 rate cuts by the end of 2019, longer-term rates (represented below by 10yr Treasury yields) have followed a substantially similar path.

Rates vs Fed Expectations



This makes next week's Fed announcement (and press conference) all the more important. Keep in mind that the market's expectation is **already** reflected in today's interest rates. Investors are expecting the Fed to do/say **something** to acknowledge weaker economic data and increased global growth headwinds. To whatever extent the Fed isn't "concerned enough" in the eyes of traders, rates could move back up just as easily as they could continue to fall.

Subscribe to my newsletter online at: <http://housingnewsletters.com/aplusrmortgage>

Recent Economic Data

| Date | Event | Actual | Forecast | Prior |
|--------------------------|---------------------------------|--------|----------|--------|
| Tuesday, Jun 11 | | | | |
| 8:30AM | May Core Producer Prices YY (%) | +2.3 | 2.3 | 2.4 |
| 1:00PM | 3-Yr Note Auction (bl) | 38 | | |
| Wednesday, Jun 12 | | | | |
| 7:00AM | w/e MBA Purchase Index | 278.4 | | 253.1 |
| 7:00AM | w/e Mortgage Refinance Index | 1956.5 | | 1335.6 |
| 8:30AM | May Core CPI (Annual) (%) | +2.0 | 2.1 | 2.1 |
| Thursday, Jun 13 | | | | |
| 8:30AM | May Import prices mm (%) | -0.3 | -0.2 | 0.2 |
| 8:30AM | May Export prices mm (%) | -0.2 | -0.1 | 0.2 |
| 8:30AM | w/e Jobless Claims (k) | 222 | 220 | 218 |
| Friday, Jun 14 | | | | |
| 8:30AM | May Retail Sales (%) | 0.5 | 0.6 | -0.2 |

Event Importance:

No Stars = Insignificant

☆ Low

★ Moderate

★★ Important

★★★ Very Important

| Date | Event | Actual | Forecast | Prior |
|--------------------------|-----------------------------------|---------------|----------|--------|
| 9:15AM | May Industrial Production (%) | 0.4 | 0.2 | -0.5 |
| 10:00AM | Jun Consumer Sentiment | 97.9 | 98.0 | 100.0 |
| Monday, Jun 17 | | | | |
| 8:30AM | Jun NY Fed Manufacturing | -8.60 | 10.00 | 17.80 |
| 10:00AM | Jun NAHB housing market indx | 64 | 67 | 66 |
| Tuesday, Jun 18 | | | | |
| 8:30AM | May Building permits: number (ml) | 1.294 | 1.296 | 1.290 |
| 8:30AM | May Housing starts number mm (ml) | 1.269 | 1.239 | 1.235 |
| 8:30AM | May Build permits: change mm (%) | 0.3 | | 0.2 |
| 8:30AM | May House starts mm: change (%) | -0.9 | | 5.7 |
| Wednesday, Jun 19 | | | | |
| 7:00AM | w/e Mortgage Refinance Index | 1888.8 | | 1956.5 |
| 7:00AM | w/e MBA Purchase Index | 268.6 | | 278.4 |
| 2:00PM | N/A FOMC rate decision (%) | 2.250 - 2.500 | 2.375 | 2.375 |
| Thursday, Jun 20 | | | | |
| 8:30AM | Jun Philly Fed Business Index | 0.3 | 11.0 | 16.6 |
| 8:30AM | w/e Jobless Claims (k) | 216 | 218 | 222 |
| 10:00AM | May Leading index chg mm (%) | 0.0 | 0.1 | -0.1 |
| Friday, Jun 21 | | | | |
| 10:00AM | May Existing home sales (ml) | 5.34 | 5.25 | 5.19 |
| 10:00AM | May Exist. home sales % chg (%) | 2.5 | 1.2 | -0.4 |
| Wednesday, Jul 10 | | | | |
| 1:00PM | 10-yr Note Auction (bl) | 24 | | |
| Thursday, Jul 11 | | | | |
| 1:00PM | 30-Yr Bond Auction (bl) | 16 | | |

Celebrating my 21st year and specializing in lending in Wisconsin, NW Florida coast and Hwy 30a

You're in the right place. Helping people with home loans is all I have done for almost 21 years. Clear explanations, patience and expert advice are what my clients can expect. Information and education make the difference and to help people understand the loan process. Spending my day helping my clients is what I love to do!

Peter Bethke

