



Peter Bethke

President, A+ Mortgage Services, Inc
 Personal NMLS 264756 Corporate NMLS 259353 Florida
 W188S7820 Racine Ave suite 100 Muskego, WI 53150

Office: 414-405-8065
 Mobile: 414-405-8065
 Fax: 262-679-8800
pete@aplusmortgageservices.com
[View My Website](#)

More Than Meets The Eye in Housing and Rates This Week

Some weeks are fairly straightforward with one defining moment and economic data that paints a unified picture. This was not one of those weeks!

Much of the economic data centered on the housing market. As you might imagine, sorting out the impact from recent hurricanes has been an **ongoing struggle**. Harvey had taken a bite out of Existing Home Sales the last time they were reported (for August). This time around, Houston actually **helped** housing numbers hold their ground.

The National Association of Realtors reported an **increase** in Existing Home Sales from a 5.35 million to 5.39 million units (annual pace). Overall, the Southern region was still a drag on the numbers, with the NAR citing temporary but noticeable declines due to hurricanes. In light of those headwinds, the national result is a pleasant surprise, especially with single-family homes being solely responsible for the improvement.

Existing Home Sales



Housing data optimism should be tempered by the fact that weather-related delays will create regional improvements as old business is pulled forward.

National Average Mortgage Rates



| | Rate | Change | Points |
|----------------------------|-------|--------|--------|
| Mortgage News Daily | | | |
| 30 Yr. Fixed | 6.43% | +0.02 | 0.00 |
| 15 Yr. Fixed | 5.95% | 0.00 | 0.00 |
| 30 Yr. FHA | 5.82% | +0.02 | 0.00 |
| 30 Yr. Jumbo | 6.62% | 0.00 | 0.00 |
| 5/1 ARM | 6.28% | -0.01 | 0.00 |

Freddie Mac

| | | | |
|--------------|-------|-------|------|
| 30 Yr. Fixed | 6.35% | -0.51 | 0.00 |
| 15 Yr. Fixed | 5.51% | -0.65 | 0.00 |

Rates as of: 8/30

Market Data

| | Price / Yield | Change |
|----------------|---------------|---------|
| MBS UMBS 5.0 | 99.35 | -0.16 |
| MBS GNMA 5.0 | 99.91 | -0.04 |
| 10 YR Treasury | 3.9039 | +0.0424 |
| 30 YR Treasury | 4.1932 | +0.0468 |

Pricing as of: 8/30 5:59PM EST

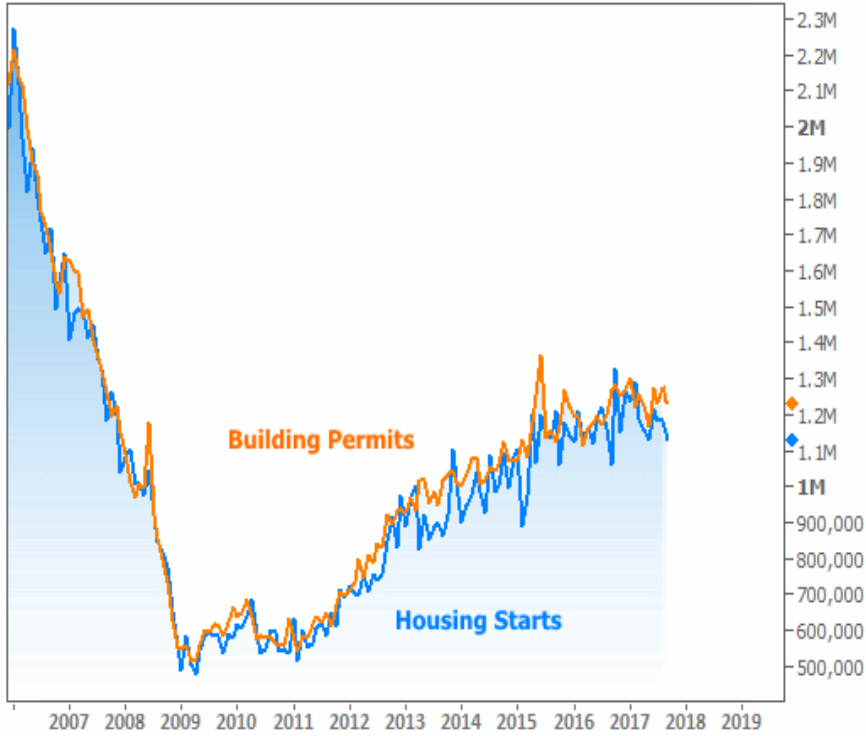
Recent Housing Data

| | | Value | Change |
|---------------------|--------|-------|---------|
| Mortgage Apps | Aug 28 | 226.9 | +0.49% |
| Building Permits | Mar | 1.46M | -3.95% |
| Housing Starts | Mar | 1.32M | -13.15% |
| New Home Sales | Mar | 693K | +4.68% |
| Pending Home Sales | Feb | 75.6 | +1.75% |
| Existing Home Sales | Feb | 3.97M | -0.75% |
| Builder Confidence | Mar | 51 | +6.25% |

We'll have a better sense of the bigger picture in a few months.

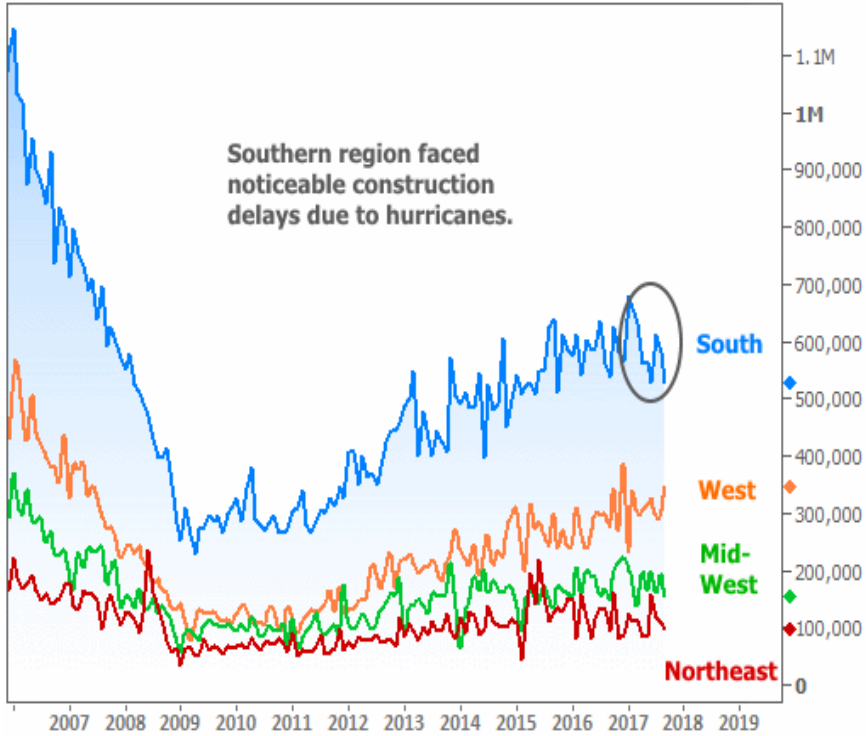
In terms of **construction** numbers, the regional downturn is easier to see. The hurricanes created a construction and permitting backlog that pushed the Census Bureau's official construction numbers lower in September.

Housing Starts and Building Permits



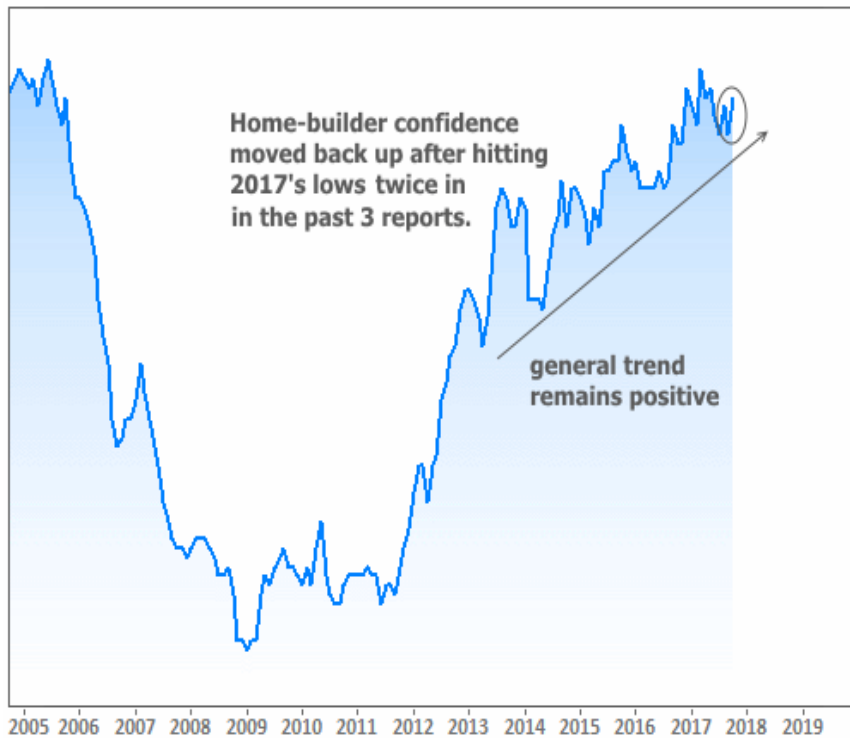
As expected, the Southern region led the declines.

Housing Starts by Region



The **silver lining** here is that construction numbers are still due to experience that same sort of "pulling-forward" of weather-delayed business that benefited Existing Sales. Perhaps that has something to do with the uptick in home-builder sentiment as reported in the NAHB's [Housing Market Index](#) this week. Builder Confidence, while not as high as it was earlier this year, continues trending generally higher.

Builder Confidence



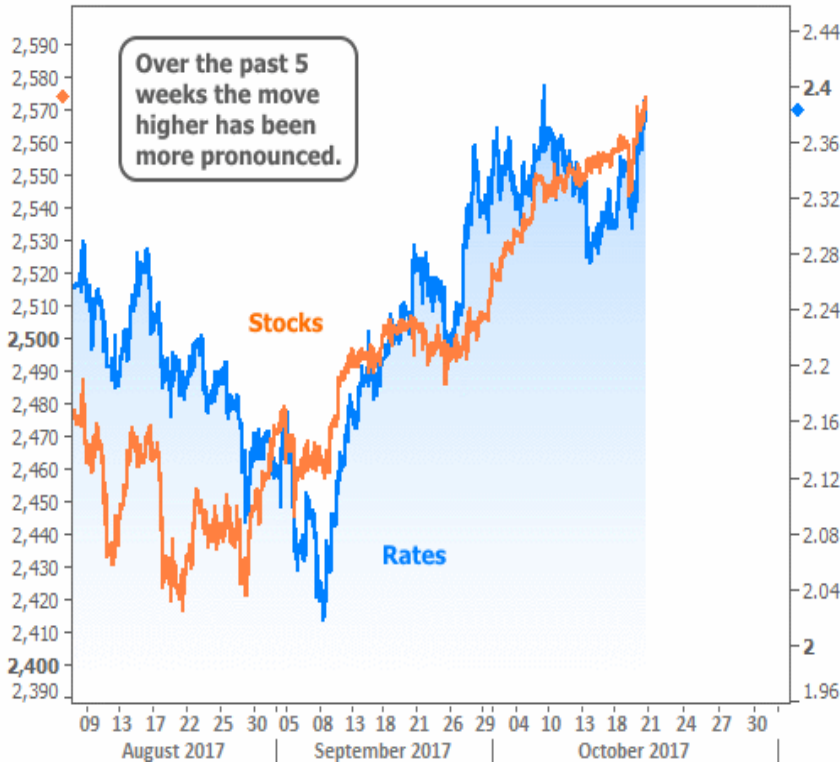
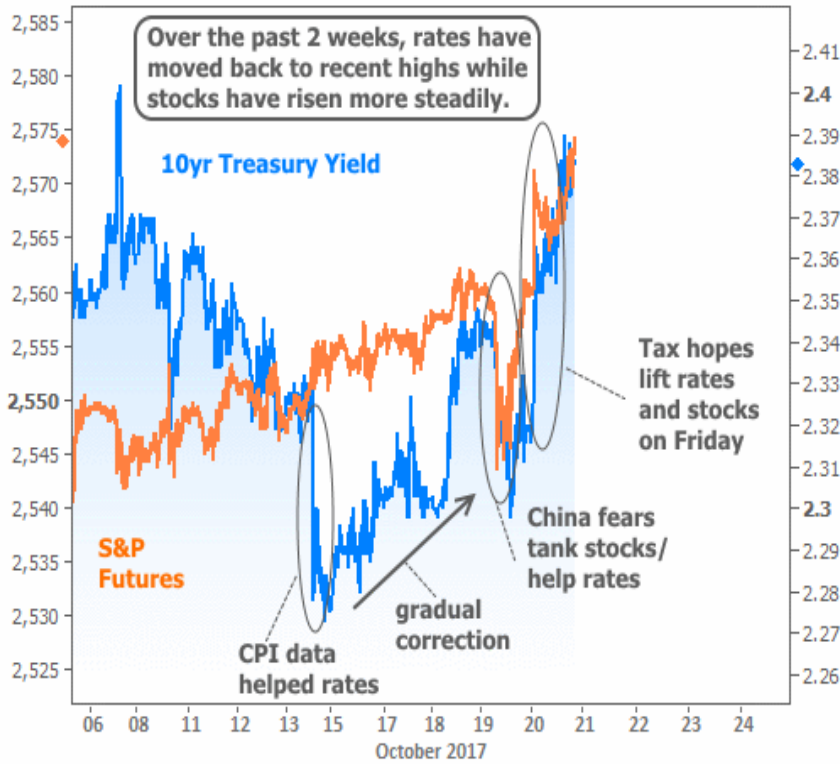
The **most cautionary** review of the weather's impact on the housing market came from Fannie Mae's Economic and Strategic Research Group, which said hurricanes could exacerbate a slowdown in the housing market. The caveat is that [the report](#) came out on Tuesday, **before** the resilient Existing Sales data, stable construction numbers, and much-improved builder confidence data.

On a less equivocal note, **interest rates had a tough week**. They began by moving gradually higher after hitting the lowest levels in several weeks last Friday. Rates caught their breath on Thursday as massive losses in Chinese stocks spilled over into the U.S., pulling US stocks (and rates) lower. But the rate spike resumed on Friday due to optimism over tax reform.

Here too, things **aren't** exactly as they might seem. On the surface, the relevant headline that started all of Friday's market drama arrived late Thursday night and had to do with the Senate passing a budget resolution. The resolution itself was of little consequence to stocks or rates. **Instead**, the **WAY** the Senate worded the bill set the stage for tax reform to be passed with a simple majority vote.

Stocks and rates responded in a major way.

Rates vs Stocks



Even though the move higher in rates was unequivocal, it's not without its **saving graces**. The most obvious is that the upward movement is playing out in a historically narrow range. Many lenders are still able to quote top-tier 30yr fixed rates at 4 percent or lower, even after Friday's rate spike. Moreover, as rates have risen from 2016's near-all-time lows, lenders have increasingly **eased guidelines** to allow more access to credit for potential homeowners.

The latest change comes from Freddie Mac which [announced](#) an improvements in the way it calculates debt-to-income ratios for those with student loans and other loans that are close to being paid-off.

Subscribe to my newsletter online at: <http://housingnewsletters.com/aplasmortgage>

Recent Economic Data

| Date | Event | Actual | Forecast | Prior |
|--------------------------|-----------------------------------|--------|----------|--------|
| Tuesday, Oct 17 | | | | |
| 8:30AM | Sep Import prices mm (%) | 0.7 | 0.5 | 0.6 |
| 8:30AM | Sep Export prices mm (%) | 0.8 | 0.4 | 0.6 |
| 9:15AM | Sep Capacity Utilization (%) | | | 76.1 |
| 9:15AM | Sep Industrial Production (%) | 0.3 | 0.3 | -0.9 |
| Wednesday, Oct 18 | | | | |
| 7:00AM | w/e Mortgage Refinance Index | 1399.6 | | 1359.2 |
| 7:00AM | w/e MBA Purchase Index | 242.9 | | 233.2 |
| 8:30AM | Sep Housing starts number mm (ml) | | | 1.18 |
| 8:30AM | Sep Building permits: number (ml) | 1.215 | 1.250 | 1.272 |
| 8:30AM | Sep House starts mm: change (%) | -4.7 | | -0.8 |
| 8:30AM | Sep Build permits: change mm (%) | -4.5 | | 3.4 |
| Thursday, Oct 19 | | | | |
| 8:30AM | Oct Philly Fed Business Index | 27.9 | 22.0 | 23.8 |
| 8:30AM | w/e Jobless Claims (k) | 222 | 233 | 243 |
| 10:00AM | Sep Leading index chg mm (%) | -0.2 | 0.1 | 0.4 |
| Friday, Oct 20 | | | | |
| 10:00AM | Sep Existing home sales (ml) | 5.39 | 5.30 | 5.35 |
| 10:00AM | Sep Exist. home sales % chg (%) | | | -1.7 |
| Wednesday, Oct 25 | | | | |
| 8:30AM | Sep Durable goods (%) | 2.2 | 1.0 | 2.0 |
| 9:00AM | Aug Monthly Home Price mm (%) | 0.7 | | 0.2 |
| 10:00AM | Sep New home sales-units mm (ml) | 0.667 | 0.555 | 0.560 |
| 1:00PM | 5-Yr Note Auction (bl) | 34 | | |
| Thursday, Oct 26 | | | | |
| 8:30AM | w/e Jobless Claims (k) | 233 | 235 | 222 |
| 10:00AM | Sep Pending Sales Index | 106.0 | | 106.3 |
| 1:00PM | 7-Yr Note Auction (bl) | 28 | | |
| Friday, Oct 27 | | | | |
| 8:30AM | Q3 GDP Advance (%) | 3.0 | 2.5 | 3.1 |
| 10:00AM | Oct U Mich Sentiment Final (ip) | 100.7 | 100.9 | 101.1 |
| Wednesday, Dec 27 | | | | |

Event Importance:

No Stars = Insignificant

☆ Low

★ Moderate

★★ Important

★★★ Very Important

| Date | Event | Actual | Forecast | Prior |
|---------|------------------------|--------|----------|-------|
| 11:30AM | 2-Yr Note Auction (bl) | 13 | | |

Celebrating my 21st year and specializing in lending in Wisconsin, NW Florida coast and Hwy 30a

You're in the right place. Helping people with home loans is all I have done for almost 21 years. Clear explanations, patience and expert advice are what my clients can expect. Information and education make the difference and to help people understand the loan process. Spending my day helping my clients is what I love to do!

Peter Bethke

