



Adam Fuller - The Fuller Team

Senior Loan Originator, Mortgage 1 Inc.

1317422

3243 East Paris Ave. SE Grand Rapids, MI 49512

Office: (616) 552-HOME (4663)

afuller@mortgageone.com

[View My Website](#)

Lowest Rates Since Early June. What's Europe Got to do With It?

The market came into the week with a big focus on the scheduled policy announcement from the European Central Bank (ECB). While our focus remains on mortgage rates in an entirely different continent, major goings on in European markets almost always have an effect on the equivalent U.S. markets.

That would prove true on several fronts by the end of the week. In addition to the ECB announcement, markets also reacted to big shifts in European economic data. When domestic data sang a similar tune, rates were moving sharply lower by Friday.

To understand why the ECB or economic data matter to rates, we first need to remember that rates are primarily determined by the trading levels in the bond market. The 10yr Treasury yield, for instance, is a prime example.

Next, we should consider that bonds in the US have an interconnected relationship with overseas bond markets--EU markets being the most notable in terms of correlation. In other words, when something causes a huge move in EU bonds, we tend to see a smaller version of that move in the US.

So what do bonds care about and what makes rates go lower?

Bond yields (aka "rates") move lower as demand for bonds increases. Economic weakness is one reliable way to create more demand for bonds. A weaker economy helps ease demand side inflation pressure (inflation is a key enemy of low rates). It also prompts investors to seek safer havens--investments that won't lose a lot of money if the economy continues to contract--and the bond market is the quintessential safe haven.

Data aside, big policy changes from central banks--like the Fed or the European Central Bank (ECB)--can have immediate implications for bond demand. In this week's example, the ECB unveiled a new bond-buying tool that promised to add a bit of demand. This pushed European yields lower. US yields followed at a slightly less aggressive pace.

Additional bond buying demand was seen in the wake of several rather downbeat economic reports, with the best examples arriving on Thursday and Friday, both in Europe and the US.

National Average Mortgage Rates



	Rate	Change	Points
--	------	--------	--------

Mortgage News Daily

30 Yr. Fixed	6.86%	-0.05	0.00
15 Yr. Fixed	6.31%	-0.02	0.00
30 Yr. FHA	6.32%	-0.06	0.00
30 Yr. Jumbo	7.04%	-0.03	0.00
5/1 ARM	6.53%	-0.02	0.00

Freddie Mac

30 Yr. Fixed	6.78%	-0.08	0.00
15 Yr. Fixed	6.07%	-0.09	0.00

Rates as of: 7/26

Market Data

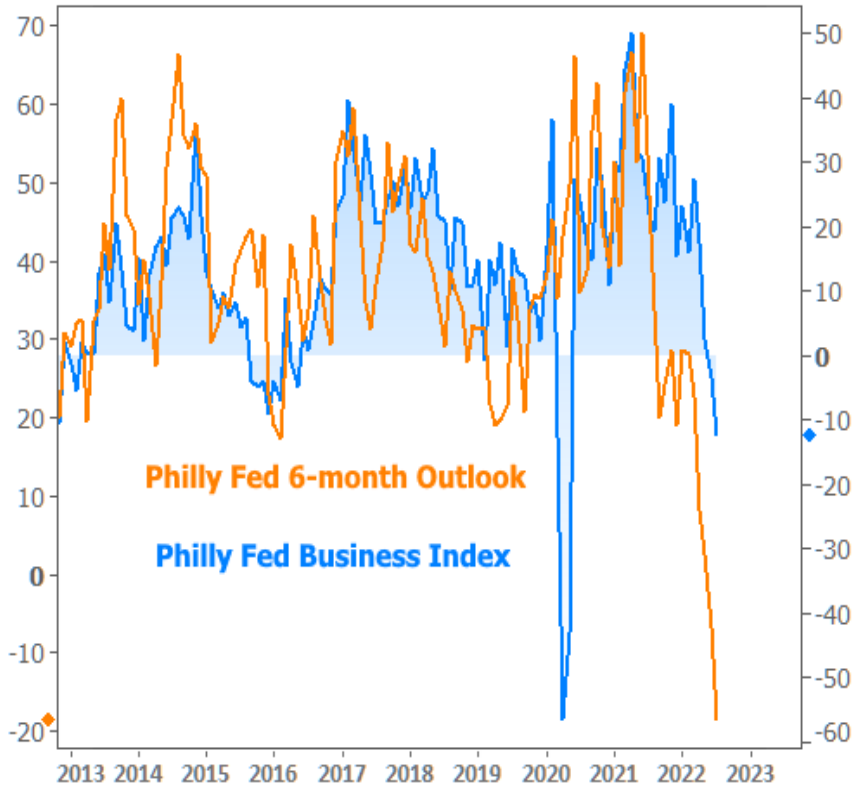
	Price / Yield	Change
MBS UMBS 5.5	99.68	+0.27
MBS GNMA 5.5	99.98	+0.13
10 YR Treasury	4.1958	-0.0474
30 YR Treasury	4.4523	-0.0305

Pricing as of: 7/26 5:59PM EST

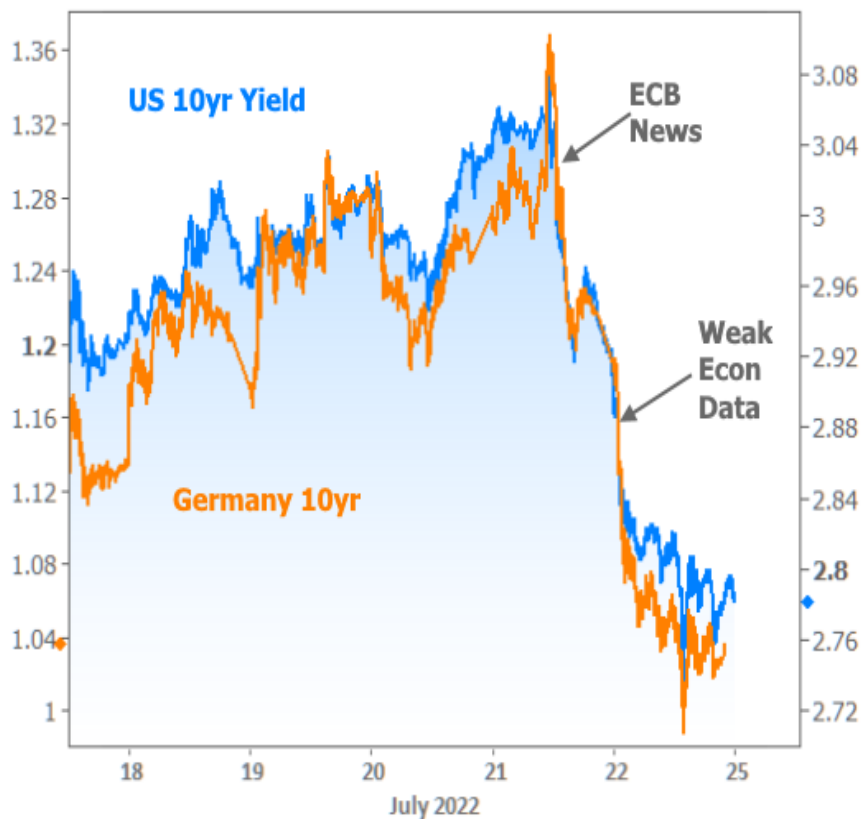
Recent Housing Data

		Value	Change
Mortgage Apps	Jul 10	206.1	-0.19%
Building Permits	Mar	1.46M	-3.95%
Housing Starts	Mar	1.32M	-13.15%
New Home Sales	Mar	693K	+4.68%
Pending Home Sales	Feb	75.6	+1.75%
Existing Home Sales	Feb	3.97M	-0.75%
Builder Confidence	Mar	51	+6.25%

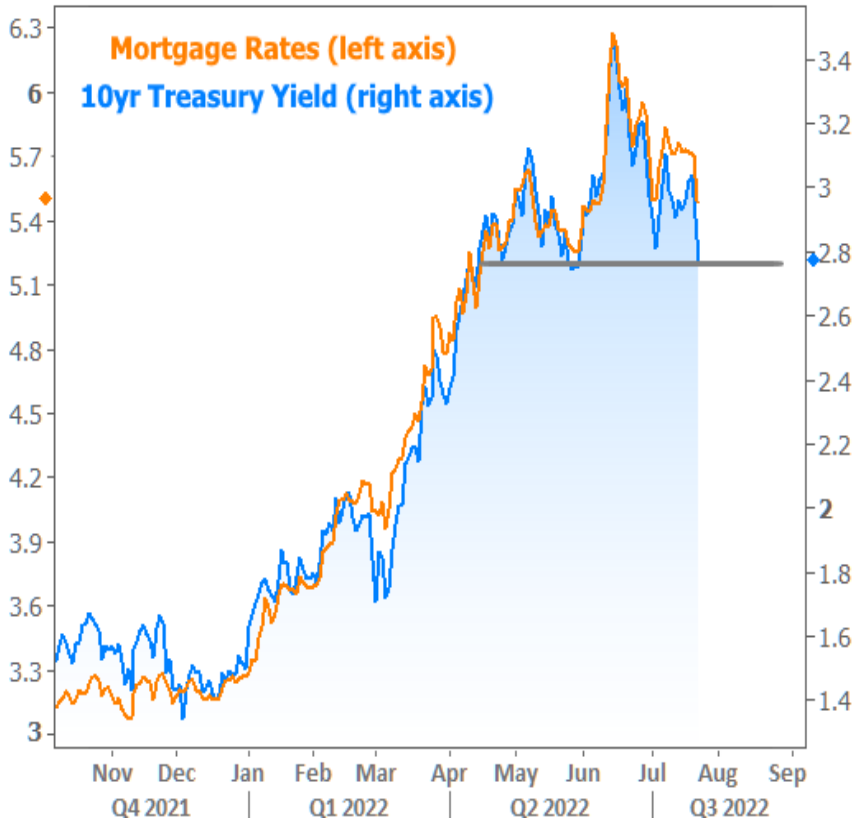
The Philly Fed Index is one of several economic reports that captures relatively broad economic momentum. The headline index (blue line below) turned negative for the first time since the initial covid lockdowns, and the sub-index that measures the 6-month outlook fell to the lowest level in decades.



Another broad economic index is the PMI or Purchasing Managers Index. S&P Global released its PMI data for multiple countries on Friday. France, Germany, The U.S., and the overall Eurozone all saw substantial declines in several key areas. The numbers were not only lower than the previous readings, but well under forecast levels. In the wake of Thursday's ECB news and weak Philly Fed data, this added fuel to the bond buying fire.



When 10yr Treasury yields are dropping, mortgage rates are typically following, even if the proportion can vary. Mortgages definitely don't benefit as much when it comes to overseas developments, but the sense of a big picture reversal is the same in either case. By Friday afternoon, the average mortgage rate was just a hair lower than those seen in early July. You'd have to go back another month to see anything lower.



Any conversation about big drops in rates requires an asterisk right now. Rate quotes can vary greatly depending on the scenario and the lender, but they're not necessarily as different as they may seem. The reason is the role of "upfront costs" in the current market. Historically, it tends to make more financial sense to avoid paying additional upfront costs (aka "points") in exchange for a lower rate. Many borrowers may still agree.

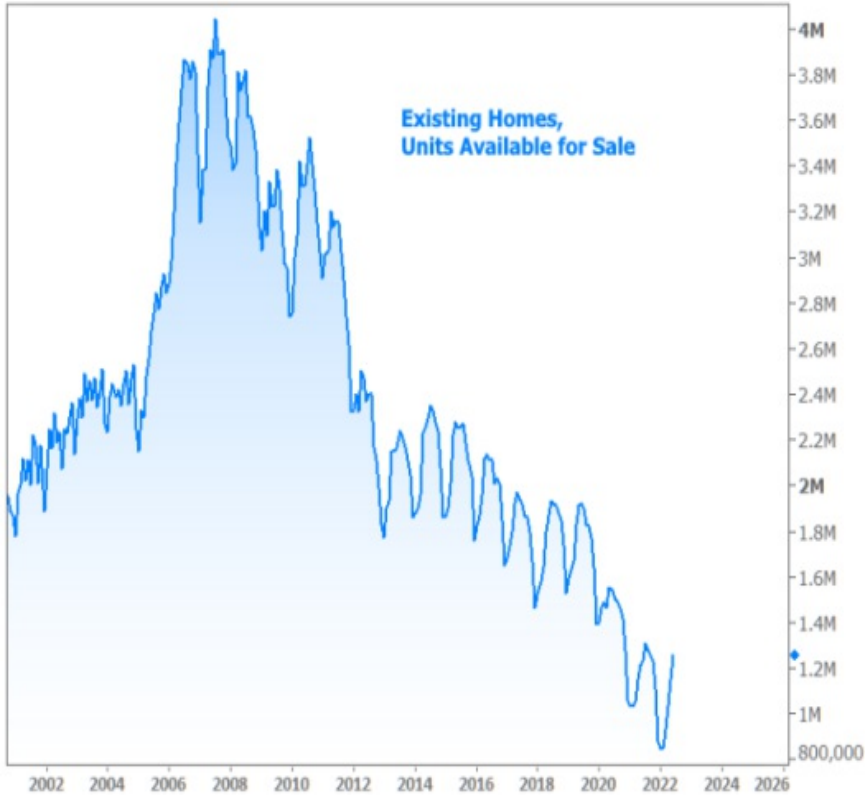
Nonetheless, points are packing a bigger punch than normal due to trading levels in the bond market, and that is having an impact on many loan quotes. For example, there are some scenarios where a single discount point can drop the rate by more than half a percent. Historically, that point would only be worth 0.25%.

There's no universal recommendation here. If you find yourself comparing one quote to another, just make sure you're taking the upfront costs into consideration.

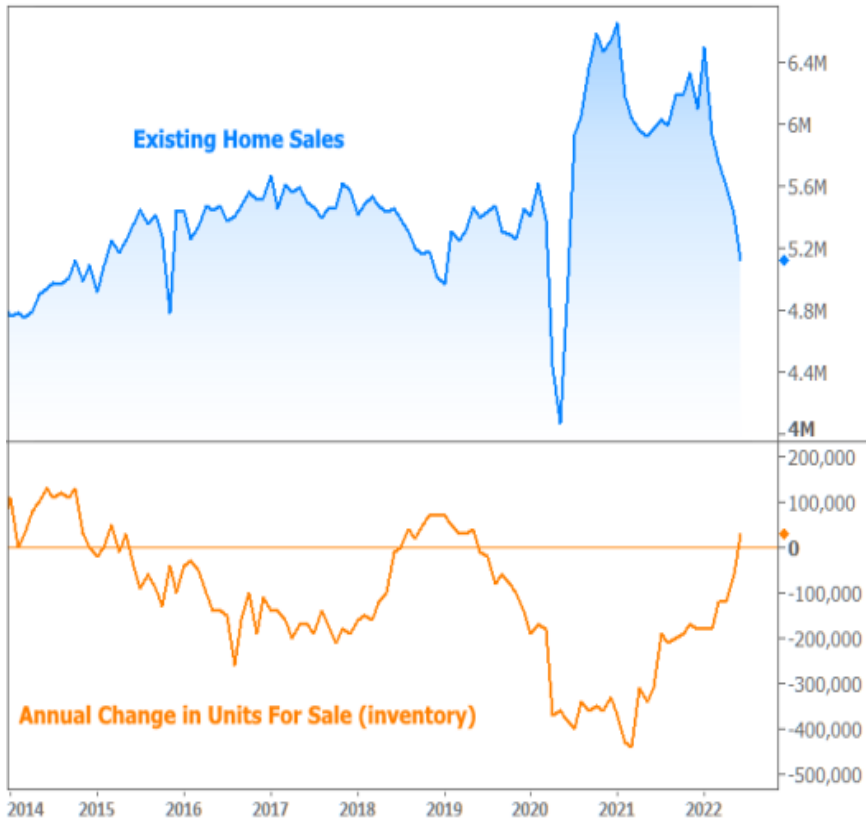
Other econ data and charts this week (mostly charts)

Not every economic report had a big impact on rates this week, but several of them were still interesting--especially for the housing and mortgage markets.

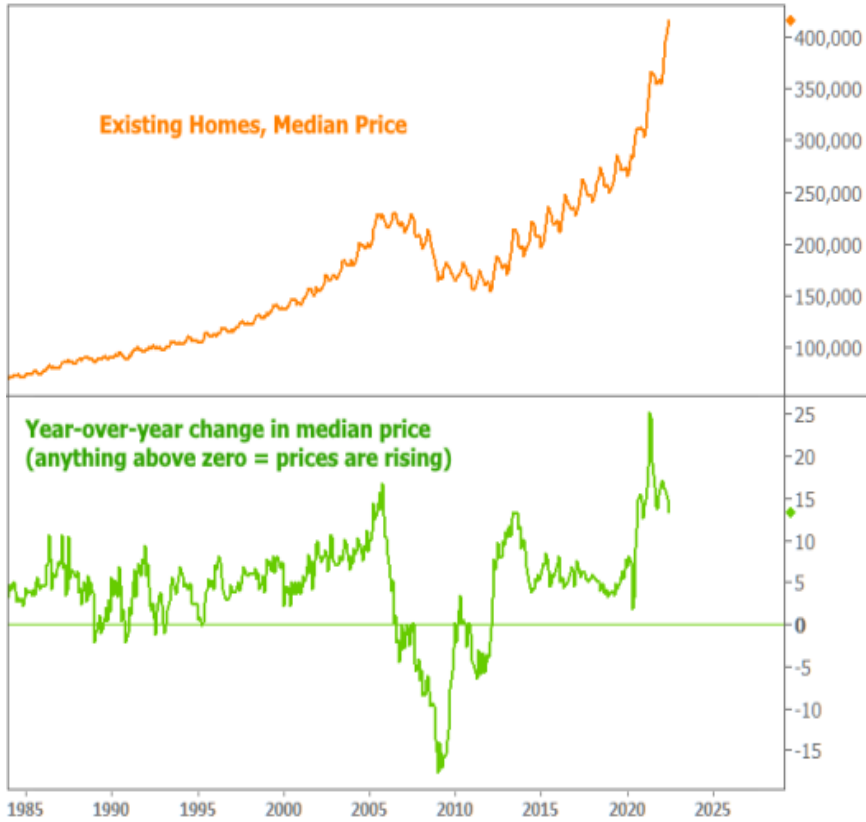
Housing inventory has been a hot topic and although this week's Existing Home Sales report showed inventory remaining low, it is definitely recovering.



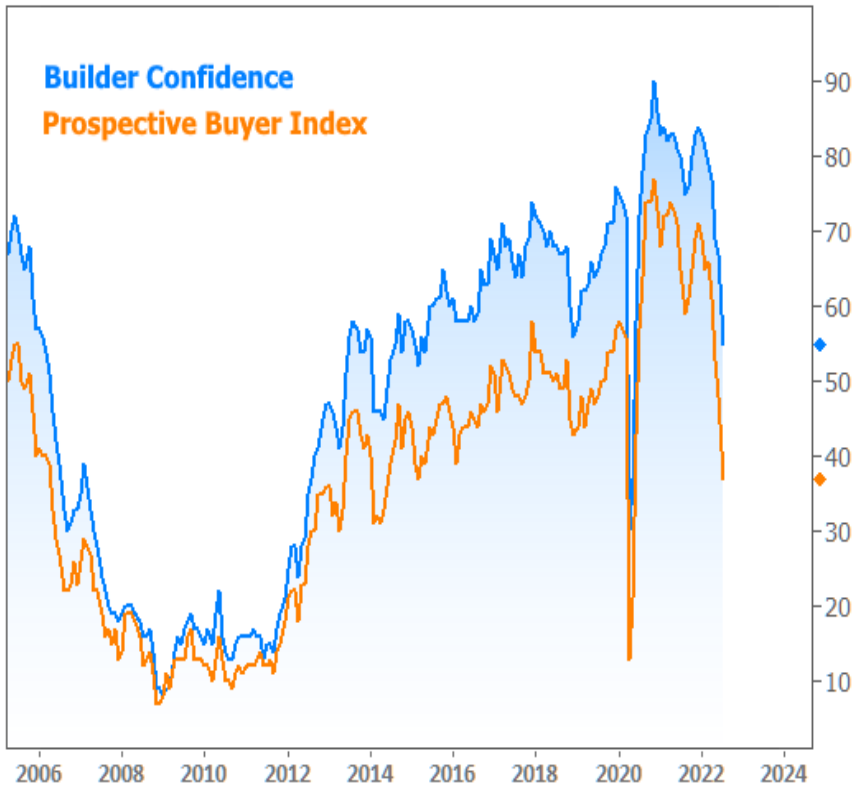
The chart above is not seasonally adjusted, so it's hard to see the shift. The following chart shows the year-over-year change in inventory. It just moved into positive territory for the first time since 2019 thanks in large part to a sharp decline in sales.



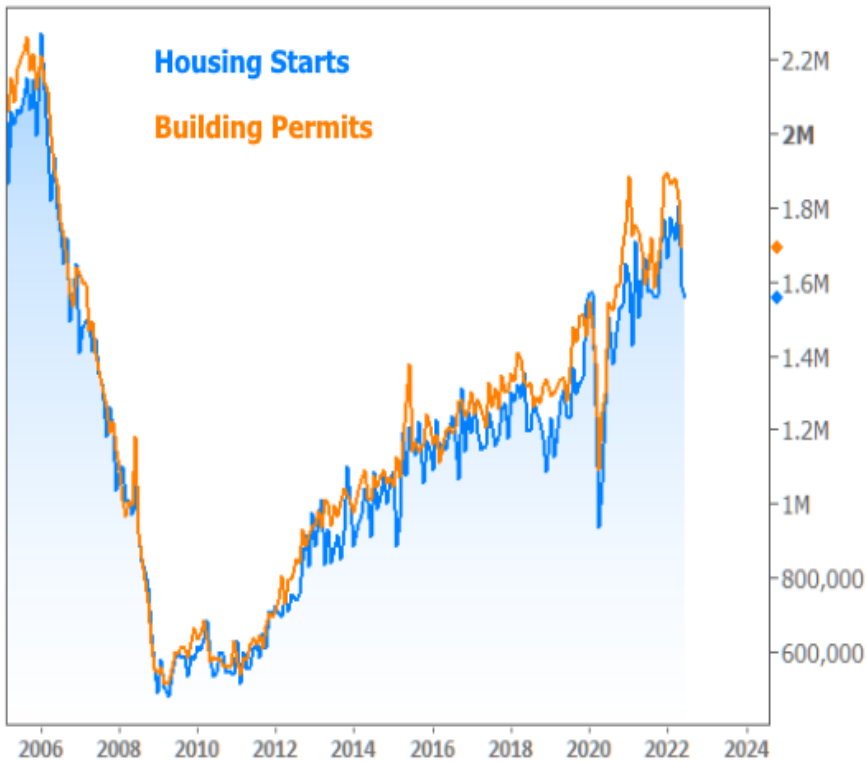
Sales may be slowing, but prices are still rising at a historically blistering pace. Note: analysts expect home price appreciation to continue cooling.



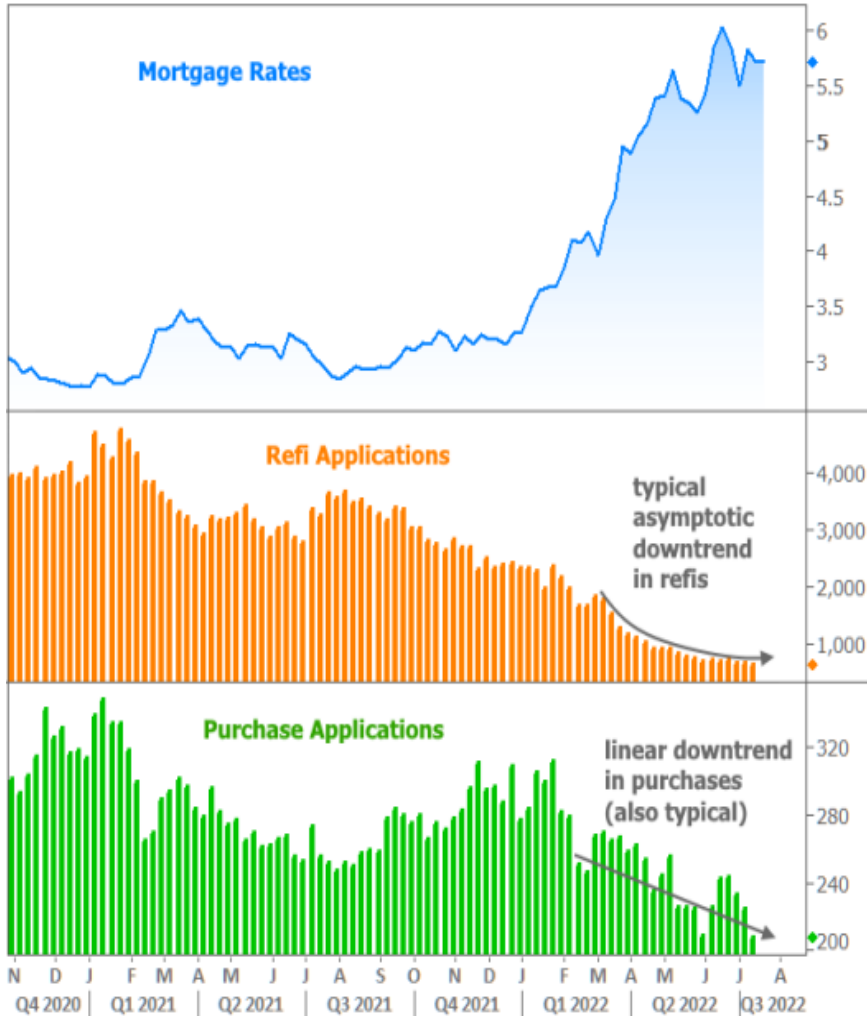
The drop in sales, the recently higher rates, the lack of material/labor, and several other factors have combined to hit builder confidence fairly hard.



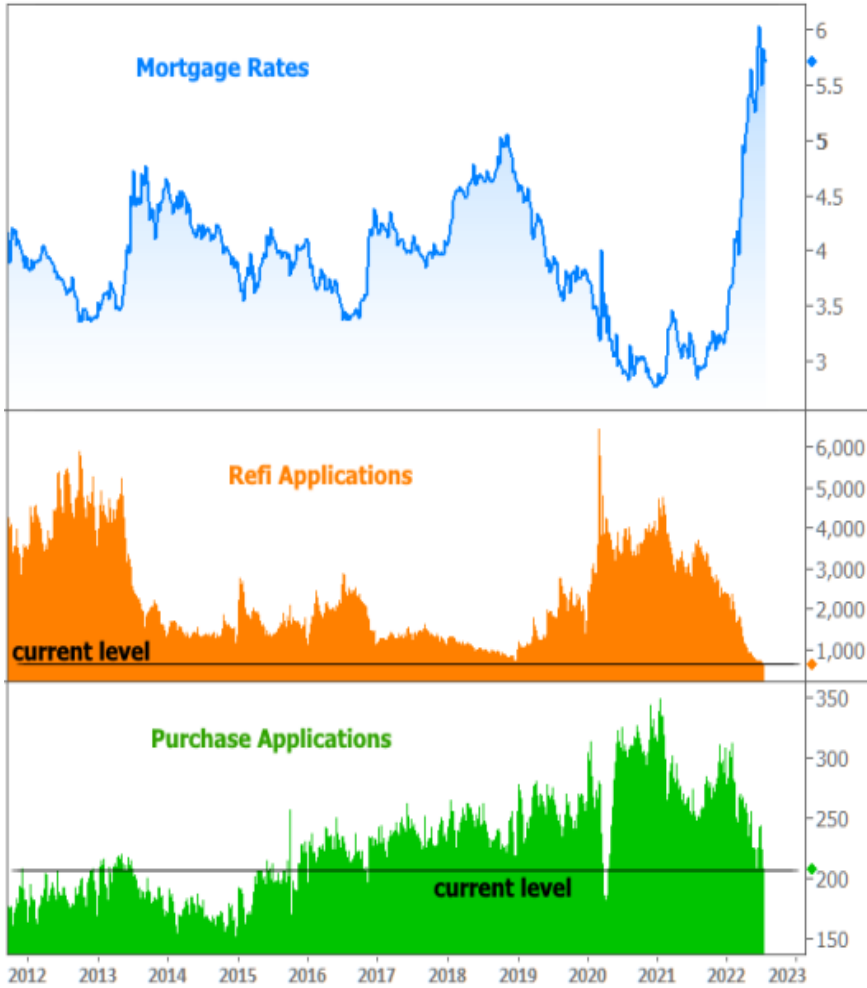
Construction numbers don't paint as bleak of a picture, but they have moved down from their recent highs.



For "bleak," see any of this week's headlines on mortgage applications hitting a 22-year low. Indeed they did, but the week over week changes weren't extreme, by any means.



A longer-term chart adds perspective to the current level of applications. Refinance demand is unsurprisingly hanging out near its lowest boundary and purchases have dialed back to 2015-2016 levels.



Looking Ahead

If economic data and central bank communications can create volatility in rates, next week could be just as interesting. We'll get the latest installment of monetary policy from the Fed on Wednesday, and 2 key economic reports after that (GDP on Thursday and PCE inflation on Friday). The combination of these events could cause the recent rate rally to bounce or accelerate, but we would almost certainly need to see a confirmed shift toward lower inflation in order for rates to move significantly lower.

Subscribe to my newsletter online at: <http://housingnewsletters.com/adamsupdates>

Recent Economic Data

Date	Event	Actual	Forecast	Prior
Monday, Jul 18				
10:00AM	Jul NAHB housing market indx	55	65	67
Tuesday, Jul 19				
8:30AM	Jun Building permits: number (ml)	1.685	1.650	1.695
8:30AM	Jun Housing starts number mm (ml)	1.559	1.580	1.549
8:30AM	Jun House starts mm: change (%)	-2.0		-14.4
8:30AM	Jun Build permits: change mm (%)	-0.6		-7.0

Event Importance:

- No Stars = Insignificant
- ☆ Low
- ★ Moderate
- ★★ Important
- ★★★ Very Important

Date	Event	Actual	Forecast	Prior
Wednesday, Jul 20				
7:00AM	w/e MBA Purchase Index	208.0		224.3
7:00AM	w/e MBA Refi Index	655.7		685.3
10:00AM	Jun Existing home sales (ml)	5.12	5.38	5.41
10:00AM	Jun Exist. home sales % chg (%)	-5.4		-3.4
Thursday, Jul 21				
8:15AM	ECB Statement (Press Conf. 845am)			
8:30AM	Jul Philly Fed Business Index	-12.3	0.0	-3.3
8:30AM	w/e Jobless Claims (k)	251	240	244
10:00AM	Jun Leading index chg mm (%)	-0.8	-0.5	-0.4
Friday, Jul 22				
9:45AM	Jul Markit Composite PMI	47.5		52.3
Monday, Jul 25				
1:00PM	2-Yr Note Auction (bl)	45		
Tuesday, Jul 26				
9:00AM	May Case Shiller Home Prices-20 y/y (%)	+20.5	20.6	21.2
9:00AM	May FHFA Home Prices y/y (%)	18.3		18.8
9:00AM	May CaseShiller Home Prices m/m (%)	+1.3	1.5	1.8
9:00AM	May FHFA Home Price Index m/m (%)	1.4		1.6
10:00AM	Jun New Home Sales (ml)	0.590	0.660	0.696
10:00AM	Jul Consumer confidence	95.7	97.2	98.7
10:00AM	Jun New Home Sales (%) (%)	-8.1		10.7
1:00PM	5-Yr Note Auction (bl)	46		
Wednesday, Jul 27				
7:00AM	w/e MBA Purchase Index	206.4		208.0
7:00AM	w/e MBA Refi Index	631.4		655.7
8:30AM	Jun Durable goods (%)	1.9	-0.5	0.8
10:00AM	Jun Pending Sales Index	91.0		99.9
10:00AM	Jun Pending Home Sales (%)	-8.6	-1.5	0.7
2:00PM	N/A FOMC rate decision (%)	2.25 - 2.50	2.375	1.625
Thursday, Jul 28				
8:30AM	w/e Jobless Claims (k)	256	253	251
8:30AM	Q2 GDP Advance (%)	-0.9	0.5	-1.6
1:00PM	7-Yr Note Auction (bl)	38		
Friday, Jul 29				
8:30AM	Q2 Employment costs (%)	1.3	1.2	1.4
8:30AM	Jun Core PCE Inflation (y/y) (%)	4.8	4.7	4.7
9:45AM	Jul Chicago PMI	52.1	55.0	56.0
10:00AM	Jul Sentiment: 5y Inflation (%)	2.9		2.8

Date	Event	Actual	Forecast	Prior
10:00AM	Jul Consumer Sentiment (ip)	51.5	51.1	51.1
10:00AM	Jul Sentiment: 1y Inflation (%)	5.2		5.2

Navigating Current Market Trends Together!

Hello and welcome! This page is designed with you in mind, serving as your go-to resource for all things mortgage-related. My goal is to keep you updated on market trends, changes in mortgage rates, and other relevant financial news that could impact your home buying, refinancing, or investment decisions.

As a seasoned Loan Officer at Mortgage 1, Inc., I understand that the mortgage process can be complex. That's why I'm dedicated to standing in your corner, ready to provide expert advice and clear explanations to help you understand the ins and outs of the mortgage market.

But this page is about more than just providing updates. It's about creating an open line of communication between us. Your financial journey is unique, and I'm here to answer any questions or concerns you might have, at any time. So feel free to reach out via phone or email whenever you need.

I aim to be a resource to my clients and service partners, ensuring you feel confident and knowledgeable about your mortgage options. I believe that informed decisions are the best decisions, and I'm committed to giving you the tools to navigate your financial journey with confidence.

So welcome aboard! I look forward to connecting with you, assisting you, and celebrating your financial milestones together. Here's to a successful partnership and your prosperous future!

Adam Fuller - The Fuller Team

