Housing News Update



Tony Cangas

Sr. Loan Officer / Partner, American/California Financial Services, Inc.
NMLS # 272835 BRE # 01028714
3838 W. Carson Street, # 109 Torrance, CA 90503

Office: 310.540.1330
Mobile: 310.357.7521
tony@american-california.com
View My Website

It's Spring--Must Time to Sell Houses!

The net number of consumers who told Fannie Mae surveyors in April they think it is currently a good time to sell a house **soared** in April. However, its impact on Fannie Mae's Home Purchase Sentiment Index (HPSI) was muted by lower net responses to some other survey components.

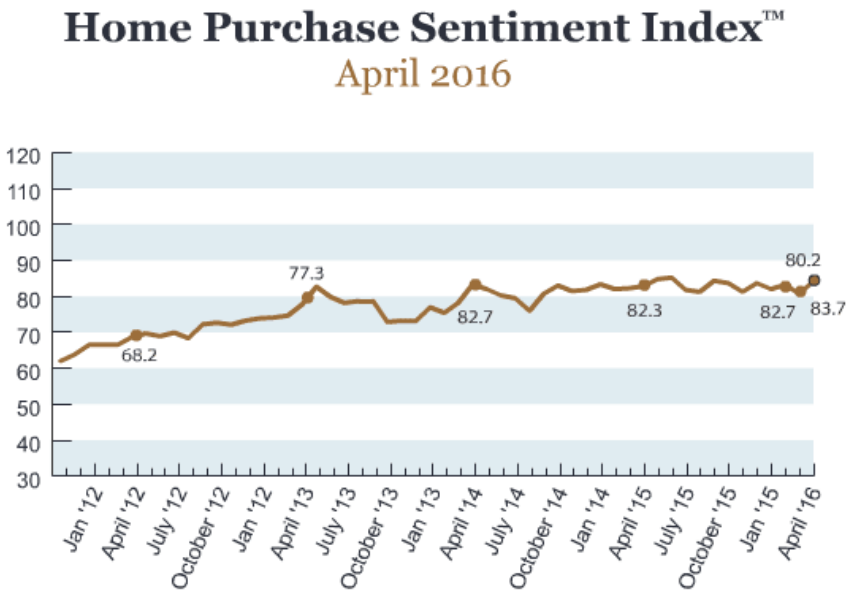

The HPSI increased 3.5 points to 83.7 after setting a new low in March. The increase was driven by a **16-point net increase** in the net number of respondents to Fannie Mae's National Housing Survey (NHS) who thought it was currently a good time to sell a house.

National Average Mortgage Rates



Mortgage News Daily	Rate	Change	Points
30YR Fixed	7.34%	+0.01	0.00
15YR Fixed	6.89%	0.00	0.00
30YR FHA	6.96%	+0.01	0.00
30YR Jumbo	7.45%	+0.01	0.00
7/6 SOFR	6.83%	+0.02	0.00
30YR VA	6.97%	0.00	0.00

Rates as of: 11/23

MBS and Treasury

	Price / Yield	Change
MBS UMBS 6.0	99.72	+0.17
10 YR Treasury	4.8914	-0.0548
30 YR Treasury	5.2789	-0.0295

Pricing as of: 11/24 12:10PM EST

Recent Housing Data

		Value	Change
Mortgage Apps	Nov 11	199.8	-2.35%
Building Permits	Oct	1.3M	-7.5%
Housing Starts	Oct	1.31M	+7.21%
New Home Sales	Sep	676K	-1.17%
Pending Home Sales	Oct	63	-4.69%
Existing Home Sales	Oct	3.99M	+0.25%
Builder Confidence	Nov	25	-13.79%

© 2026 MBS Live, LLC. - This newsletter is a service of MarketNewsletters.com.

The interest rates provided in this newsletter are national averages from independent data sources. Rate/APR terms may differ from those listed above based on the creditworthiness of the borrower. All information provided "as is" for informational purposes only, not intended for trading purposes or financial advice.

Read or subscribe to my newsletter online at: http://housingnewsletters.com/acfsinc

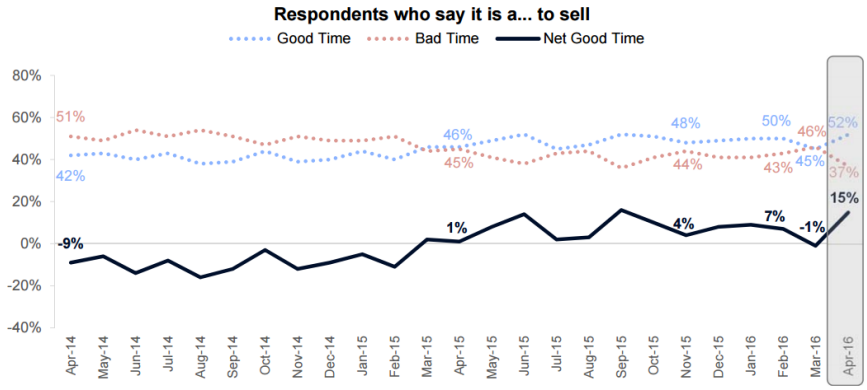

Despite the spike in that specific response Fannie Mae said overall consumer housing sentiment has **remained generally flat**. The HPSI is calculated from responses to six of the more than one hundred questions asked by the monthly NHS.

The **Good Time to Buy** component of the index dipped to an all-time survey low, creating the narrowest gap on record between the Good Time to Buy and Good Time to Sell measures. In addition, although the net share of consumers reporting confidence about not losing their job rose 6 percentage points, the net share of consumers reporting that their income was significantly higher than it was 12 months ago stayed flat from the prior month. The component indicating expectations that home prices will increase rose 3 points and the one measuring expectation that mortgage rates would go down declined by 1.

	April 2016*	Change Since Last Month	Change Since Last Year
April 2016 HPSI	**83.7**	**+3.5**	**+1.4**
Good Time To **Buy**	30	-3	-5
Good Time To **Sell**	15	+16	+14
Home Prices Will Go Up (next 12 months)	37	+3	-2
Mortgage Rates Will Go Down (next 12 months)	-46	-1	-1
Confidence About Not Losing **Job** (next 12 months)	74	+6	+3
Household **Income** is Significantly Higher (past 12 months)	11	0	-1

* Net percentages of the component questions used to calculate HPSI, e.g. (Percent Good Time to Buy – Percent Bad Time to Buy) = 30

"We can partially attribute the sizable gain in April in home selling optimism both to a **correction** for last month's unexpected dip and to **typical seasonal strength** in housing activity in the spring and summer," said Doug Duncan, senior vice president and chief economist at Fannie Mae. "Even after accounting for these factors, continued tight housing supply has led to renewed strength in home price appreciation, making selling a home a more attractive prospect this year in particular. This improved sentiment could provide an extra boost of much-needed supply for the spring selling season."

© 2026 MBS Live, LLC. - This newsletter is a service of MarketNewsletters.com.

The interest rates provided in this newsletter are national averages from independent data sources. Rate/APR terms may differ from those listed above based on the creditworthiness of the borrower. All information provided "as is" for informational purposes only, not intended for trading purposes or financial advice.

Read or subscribe to my newsletter online at: http://housingnewsletters.com/acfsinc