

Tony Cangas
Sr. Loan Officer / Partner, American/California Financial Services, Inc.
NMLS # 272835 BRE # 01028714
3838 W. Carson Street, # 109 Torrance, CA 90503

Office: 310.540.1330
Mobile: 310.357.7521
tony@american-california.com
View My Website

Can Trump Actually Force Rates to Move Lower?

It turned out to be an intensely boring week for mortgage rates. The average lender stayed right in line with last week until moving slightly higher on Thursday and slightly lower on Friday.

This isn't too much of a surprise. Rates are driven by bonds and bonds are most easily influenced by major economic reports--something in extremely short supply this week.

Next week brings a more active calendar with several relatively important reports in addition to Wednesday's rate announcement from the Fed. While the Fed will not be cutting rates at this meeting, the post-meeting press conference can still serve as a source of inspiration for rates.

There are several other considerations for rates beyond economic data. Given that Trump said he would "demand that interest rates drop immediately" this week, it's worth asking whether a president has a direct say in the matter.

In short, no... not directly anyway. Indirectly, the government and a presidential administration can have a massive impact on rates, but that impact is almost exclusively a result of changes in the economy and the government's borrowing needs.

For instance, if fiscal policy increases economic growth, that would put upward pressure on rates, all other things being equal. If that growth came courtesy of lower taxes, the government may need to issue more Treasuries in order to fund government spending. Higher Treasury issuance would push rates higher as well. Conversely, if the government can cut spending more than enough to offset any decrease in tax revenue, Treasury issuance could eventually move lower and that would help rates.

It's important to understand that it takes a long time to see meaningful decreases in Treasury issuance for a variety of reasons. So this is not a vehicle for rate reduction in 2025.

Nonetheless, the market is willing to react to probable outcomes and policy changes. We saw this during Trump's first term with traders quickly bracing for the impact from the tax bill that became likely after Trump's victory (because both the House and Senate were under GOP control).

National Average Mortgage Rates



Mortgage News Daily	Rate	Change	Points
30YR Fixed	7.34%	+0.01	0.00
15YR Fixed	6.89%	0.00	0.00
30YR FHA	6.96%	+0.01	0.00
30YR Jumbo	7.45%	+0.01	0.00
7/6 SOFR	6.83%	+0.02	0.00
30YR VA	6.97%	0.00	0.00

Rates as of: 11/23

MBS and Treasury

	Price / Yield	Change
MBS UMBS 6.0	99.78	+0.22
10 YR Treasury	4.8884	-0.0578
30 YR Treasury	5.2758	-0.0326

Pricing as of: 11/24 11:59AM EST

Recent Housing Data

		Value	Change
Mortgage Apps	Nov 11	199.8	-2.35%
Building Permits	Oct	1.3M	-7.5%
Housing Starts	Oct	1.31M	+7.21%
New Home Sales	Sep	676K	-1.17%
Pending Home Sales	Oct	63	-4.69%
Existing Home Sales	Oct	3.99M	+0.25%
Builder Confidence	Nov	25	-13.79%

© 2026 MBS Live, LLC. - This newsletter is a service of MarketNewsletters.com.

The interest rates provided in this newsletter are national averages from independent data sources. Rate/APR terms may differ from those listed above based on the creditworthiness of the borrower. All information provided "as is" for informational purposes only, not intended for trading purposes or financial advice.

Read or subscribe to my newsletter online at: http://housingnewsletters.com/acfsinc

Traders were thinking about lower revenues (i.e. higher Treasury issuance) as well as potential jolt of economic growth. 2017 marked some doubt about the tax bill and other policy goals, but the passage of the tax bill reinvigorated the upward movement in rates in 2018. Rates ultimately erased all of that movement in 2019 as economic data cooled at home and abroad.

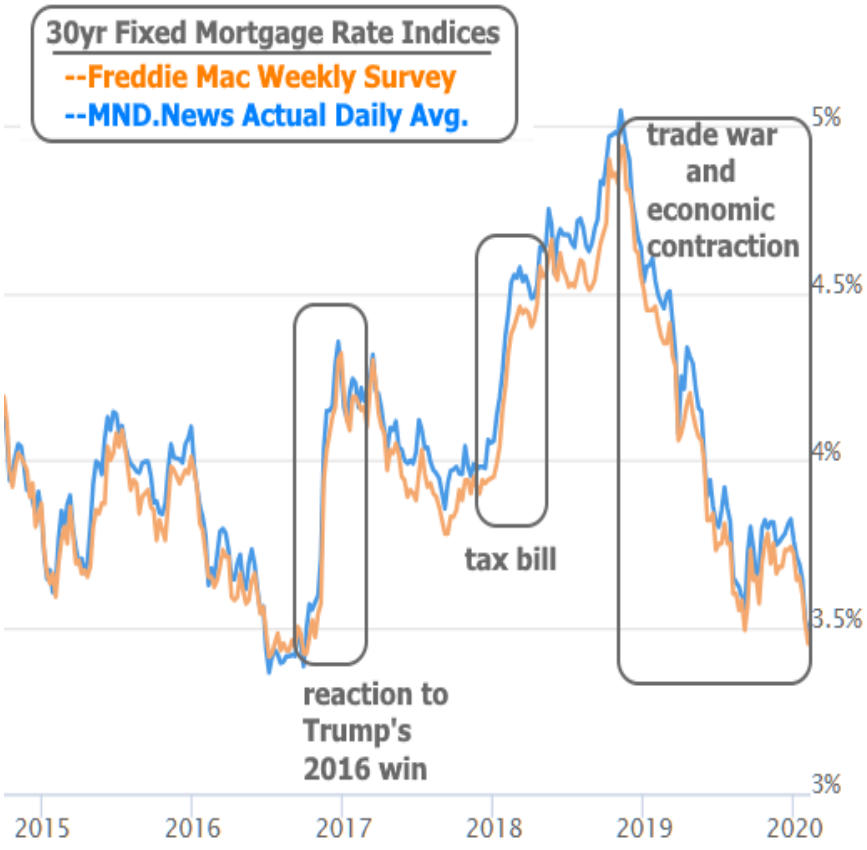

In hindsight, Trump's first term looks like child's play compared to the post-covid rate landscape.

© 2026 MBS Live, LLC. - This newsletter is a service of MarketNewsletters.com.

The interest rates provided in this newsletter are national averages from independent data sources. Rate/APR terms may differ from those listed above based on the creditworthiness of the borrower. All information provided "as is" for informational purposes only, not intended for trading purposes or financial advice.

Read or subscribe to my newsletter online at: http://housingnewsletters.com/acfsinc

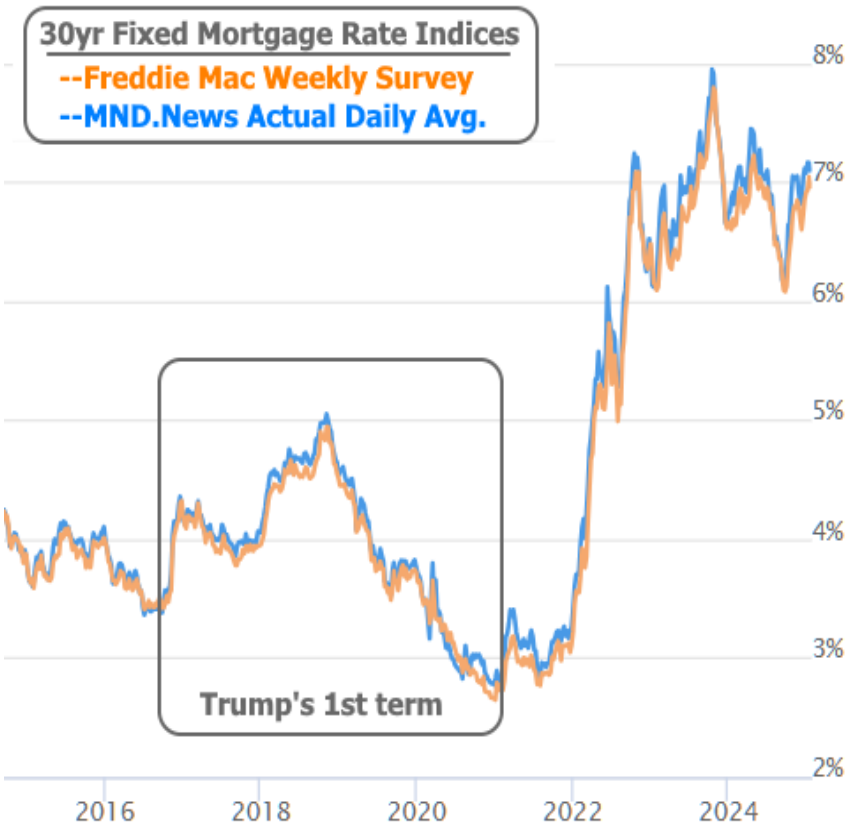

This massive rate spike is a symptom of high inflation, strong economic growth, and persistently elevated Treasury issuance. Inflation has moved down significantly, but as we discussed last week, it needs to keep moving toward target levels if the Fed wants to keep cutting rates.

© 2026 MBS Live, LLC. - This newsletter is a service of MarketNewsletters.com.

The interest rates provided in this newsletter are national averages from independent data sources. Rate/APR terms may differ from those listed above based on the creditworthiness of the borrower. All information provided "as is" for informational purposes only, not intended for trading purposes or financial advice.

Read or subscribe to my newsletter online at: http://housingnewsletters.com/acfsinc

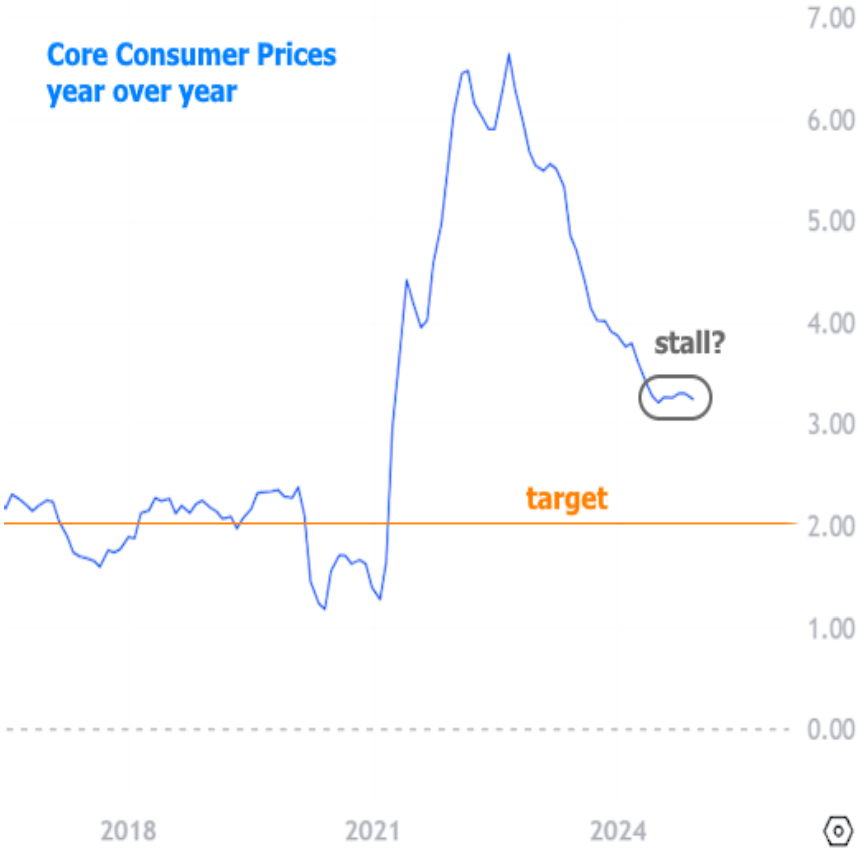

Without inflation playing ball, the Fed won't be able to cut rates much beyond current levels, no matter how much Trump demands it. The Fed is designed to be independent and ideally, uninfluenced by political pressure. Traders (the people who will ultimately determine exactly how interest rates move) agree, as can be seen in the following chart of Fed Funds Futures. The chart shows where the market sees the Fed Funds Rate after the March Fed announcement (the next meeting with even a remote chance of seeing a cut).



© 2026 MBS Live, LLC. - This newsletter is a service of MarketNewsletters.com.

The interest rates provided in this newsletter are national averages from independent data sources. Rate/APR terms may differ from those listed above based on the creditworthiness of the borrower. All information provided "as is" for informational purposes only, not intended for trading purposes or financial advice.

Read or subscribe to my newsletter online at: http://housingnewsletters.com/acfsinc

Simply put, the big ticket economic reports (like the jobs report) account for a substantial majority of the change in rate expectations. While it's harder to see in this chart, reports like the Consumer Price Index account for several of the smaller spikes over the past few months.

But for the sake of exhaustive analysis, let's imagine a scenario where the Fed has sacrificed its independence or is otherwise influenced by political pressure, thus cutting rates sooner than they otherwise would have, or by a greater amount overall.

First off, the Fed Funds Rate only applies to overnight transactions among large financial institutions. Longer term rates (like mortgages) would still be dictated by bonds that have a strong track record of delayed reactions to Fed rate cuts. Case in point, mortgage rates are up almost 1% despite the Fed having cut its rate by 0.75% since September.

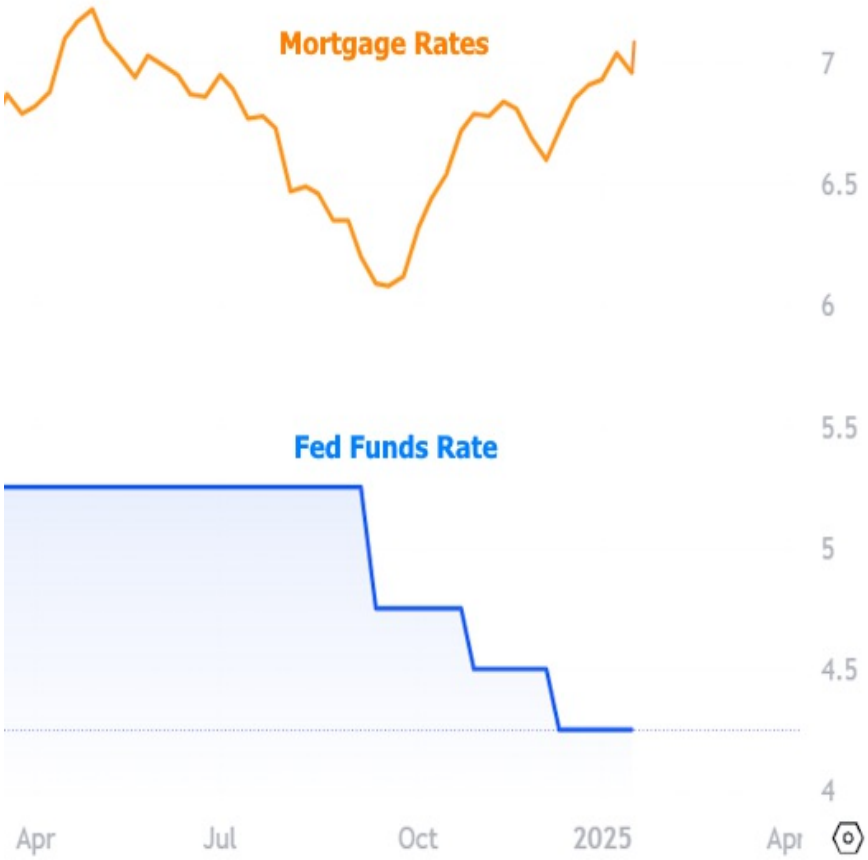

Even if mortgage rates were tied to the Fed Funds Rate, there's an inherent problem with unjustified Fed rate cuts. The entire point of a high Fed Funds Rate is to increase the cost of credit in an attempt to cool inflationary pressures in the economy. Dropping the rate prematurely or excessively would risk sabotaging progress toward inflation goals. If inflation were to increase, the Fed would have to increase the Fed Funds Rate in response.

Bottom line: even if the Fed Funds Rate would help mortgage rates (the chart above shows us how that's been working out), the fallout from cheaper credit would likely result in rates moving even higher in the future. The best hope for rates continues to be ongoing moderation in inflation data, a stable economy, and lower Treasury issuance.

Subscribe to my newsletter online at: http://housingnewsletters.com/acfsinc

Recent Economic Data

Event Importance:

No Stars = Insignificant

☆ Low

© 2026 MBS Live, LLC. - This newsletter is a service of MarketNewsletters.com.

The interest rates provided in this newsletter are national averages from independent data sources. Rate/APR terms may differ from those listed above based on the creditworthiness of the borrower. All information provided "as is" for informational purposes only, not intended for trading purposes or financial advice.

Read or subscribe to my newsletter online at: http://housingnewsletters.com/acfsinc

Date	Event	Actual	Forecast	Prior
Wednesday, Jan 22				
7:00AM	Jan/17 MBA Refi Index	558.8		575.6
7:00AM	Jan/17 MBA Purchase Index	163.0		162.0
Thursday, Jan 23				
8:30AM	Jan/18 Jobless Claims (k)	223K	220K	217K
Friday, Jan 24				
9:45AM	Jan S&P Global Services PMI	52.8	56.5	56.8
10:00AM	Jan Consumer Sentiment (ip)	71.1	73.2	74.0
10:00AM	Dec Existing home sales (ml)	4.24M	4.19M	4.15M
Monday, Jan 27				
10:00AM	Dec New Home Sales (ml)	0.698M	0.67M	0.664M
Tuesday, Jan 28				
8:30AM	Dec Durable goods (%)	-2.2%	0.6%	-1.1%
9:00AM	Nov FHFA Home Prices y/y (%)	4.2%		4.5%
9:00AM	Nov Case Shiller Home Prices-20 y/y (%)	4.3%	4.3%	4.2%
10:00AM	Jan CB Consumer Confidence (%)	104.1	105.6	104.7
Wednesday, Jan 29				
8:30AM	Dec Wholesale inventories mm (%)	-0.5%	0.2%	-0.2%
2:00PM	Fed Interest Rate Decision	4.5%	4.5%	4.5%
2:30PM	Fed Press Conference			
Thursday, Jan 30				
8:30AM	Q4 GDP (%)	2.3%	2.6%	3.1%
8:30AM	Jan/25 Jobless Claims (k)	207K	220K	223K
10:00AM	Dec Pending Home Sales (%)	-5.5%	0%	2.2%
Friday, Jan 31				
8:30AM	Dec Core PCE (m/m) (%)	0.2%	0.2%	0.1%
8:30AM	Dec Core PCE Inflation (y/y) (%)	2.8%	2.8%	2.8%
8:30AM	Q4 Employment costs (%)	0.9%	0.9%	0.8%
9:45AM	Jan Chicago PMI	39.5	40	36.9

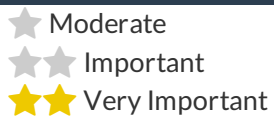

© 2026 MBS Live, LLC. - This newsletter is a service of MarketNewsletters.com.

The interest rates provided in this newsletter are national averages from independent data sources. Rate/APR terms may differ from those listed above based on the creditworthiness of the borrower. All information provided "as is" for informational purposes only, not intended for trading purposes or financial advice.

Read or subscribe to my newsletter online at: http://housingnewsletters.com/acfsinc