Kevin Hayes

President, Absolute Mortgage Group Inc
289218
8511 Kenneth Ridge ct Fair Oaks, CA 95628

Office: (209) 402-5555
kevin@absmg.com
View My Website

Best 2 Weeks For Rates in Nearly a Year

The bond market has been pointing toward **higher** rates since last August. Mortgage rates were able to **defy** that trend at first, but finally began spiking in the new year. February and March were two of the worst back-to-back months in years.

The higher rates went, the more likely it became that we'd see at least some sort of push back in the other direction. Anticipation and anxiety were running high as rates hit **long term peaks** at the end of March. Now 2 weeks in, April is clearly the month we were hoping it would be. Rates haven't dropped this quickly since the pandemic began.

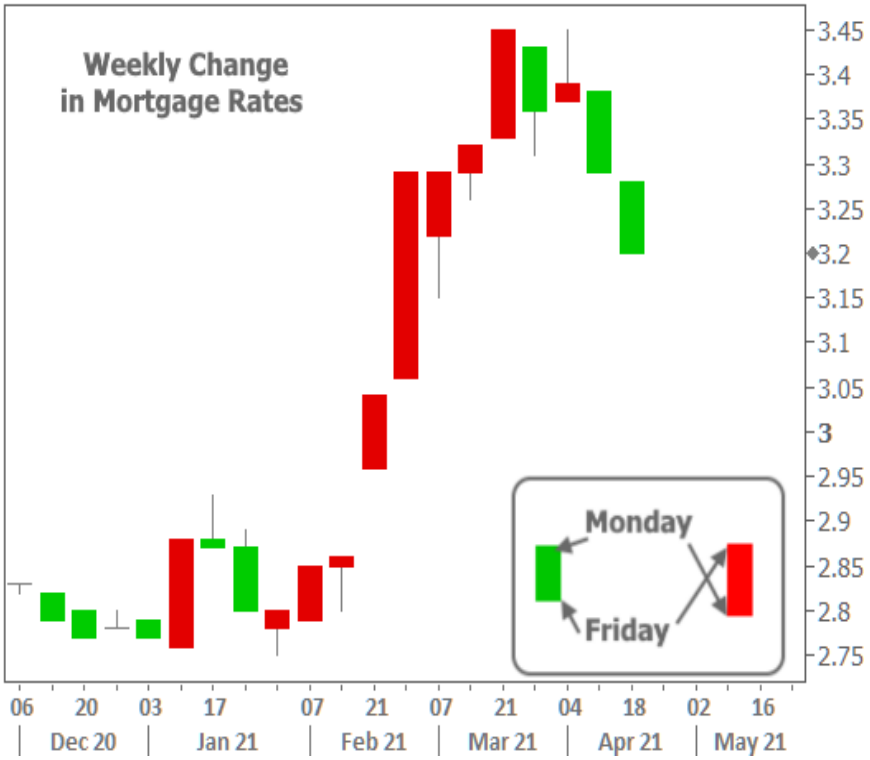

What's with the change of heart?

The bond market (which dictates rates) has a few quintessential sources of motivation. "The economy" is at the top of that list. Indeed, a brighter economic outlook (due to vaccines, falling case counts, stimulus, etc.) was a key ingredient in the recent rate spike. Ironically, strong economic data appeared to have the **opposite effect** on rates this week.

National Average Mortgage Rates

Mortgage News Daily	Rate	Change	Points
30YR Fixed	7.33%	**0.00**	0.00
15YR Fixed	7.01%	**+0.02**	0.00
30YR FHA	6.98%	**+0.02**	0.00
30YR Jumbo	7.60%	**0.00**	0.00
7/6 SOFR	6.85%	**+0.03**	0.00
30YR VA	6.99%	**+0.01**	0.00

Rates as of: 10/27

MBS and Treasury

	Price / Yield	Change
MBS UMBS 6.0	99.39	**-0.07**
10 YR Treasury	5.0103	**+0.0115**
30 YR Treasury	5.3173	**+0.0054**

Pricing as of: 10/28 4:03AM EST

Recent Housing Data

		Value	Change
Mortgage Apps	Oct 14	188.6	-5.32%
Building Permits	Sep	1.4M	+0.43%
Housing Starts	Sep	1.22M	-4.24%
New Home Sales	Aug	684K	+12.69%
Pending Home Sales	Aug	71.2	0%
Existing Home Sales	Oct	3.99M	+0.25%
Builder Confidence	Oct	29	-9.38%

© 2026 MBS Live, LLC. - This newsletter is a service of MarketNewsletters.com.

The interest rates provided in this newsletter are national averages from independent data sources. Rate/APR terms may differ from those listed above based on the creditworthiness of the borrower. All information provided "as is" for informational purposes only, not intended for trading purposes or financial advice.

Read or subscribe to my newsletter online at: http://housingnewsletters.com/absolutemortgage

Thursday was the best example of this paradoxical reaction. Two key reports were released at 8:30am ET. Weekly Jobless Claims dropped significantly, finally making it back to a range that existed before the pandemic (even if we have to go back to the financial crisis to see anything as high).

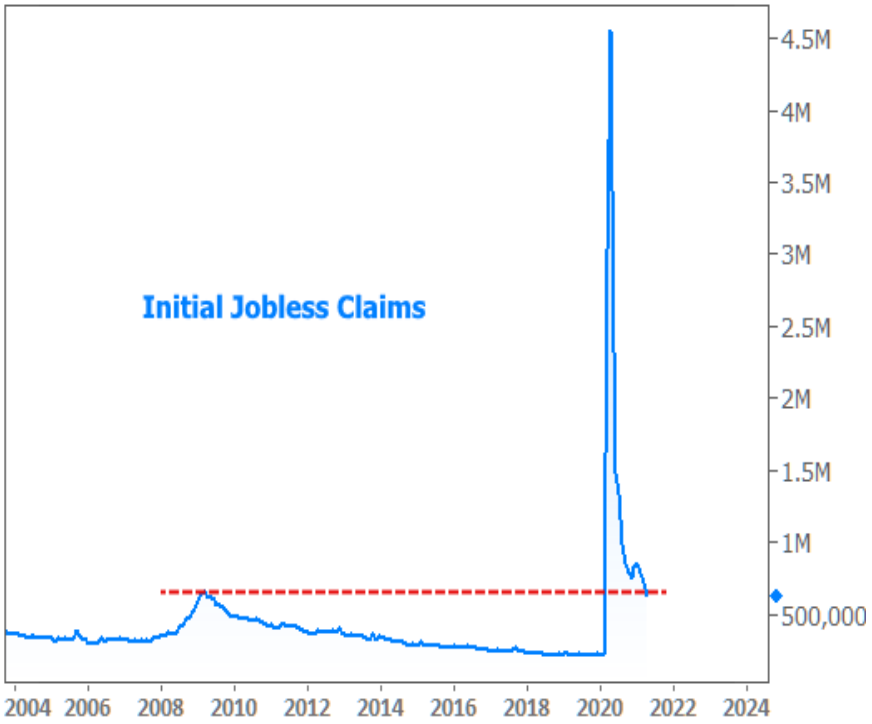

There was a **more clear-cut victory** in the Retail Sales report, which surged to 9.8% for the month of March. Economists were expecting 5.9% after a 2.7% decline in February. This was one of the three strongest reports on record. But it also coincided with the 3rd round of covid-relief stimulus checks.

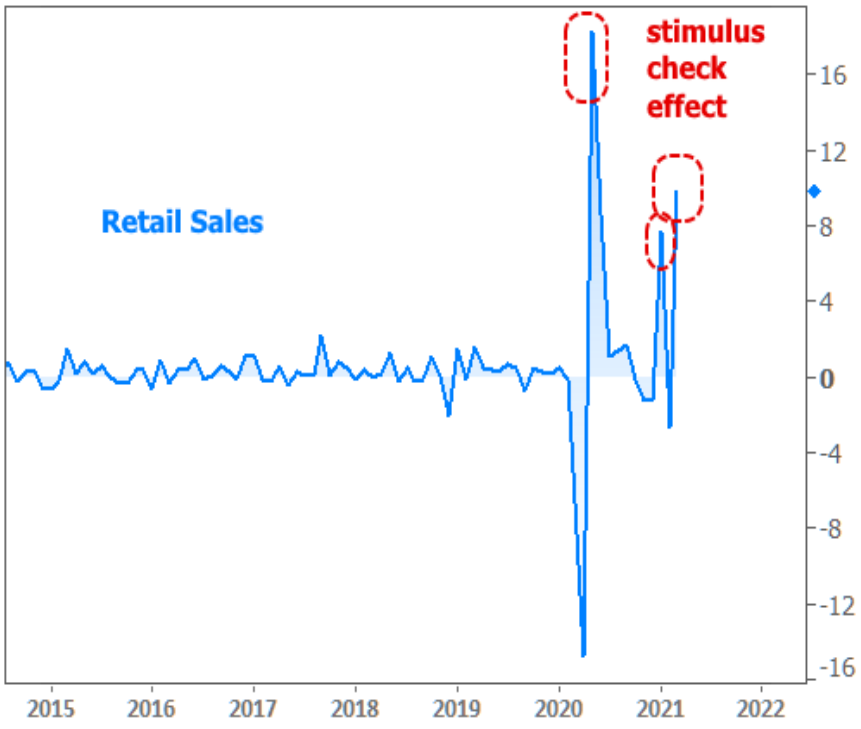

© 2026 MBS Live, LLC. - This newsletter is a service of MarketNewsletters.com.

The interest rates provided in this newsletter are national averages from independent data sources. Rate/APR terms may differ from those listed above based on the creditworthiness of the borrower. All information provided "as is" for informational purposes only, not intended for trading purposes or financial advice.

Read or subscribe to my newsletter online at: http://housingnewsletters.com/absolutemortgage

The "stimulus effect" could help to explain why the bond market was able to look past the data. Bonds continued to improve throughout the day with 10yr Treasury yields ultimately hitting their **lowest** levels in more than a month.

The notion of discounting the data due to stimulus payments is not enough to account for this week's strong performance. Bonds were simply **on a mission** to improve, and that's generally been the case for the entire month. It's not uncommon to see a new month push back in the other direction after strong momentum in the previous month.

Imbalanced trading positions were also susceptible to getting "squeezed." Specifically, a large number of traders with "short" positions (i.e. bets on rates moving higher) were forced to cover those positions (by buying) as bonds improved. More buying begets more short-covering, and pretty soon, it becomes a **snowball** move toward lower yields/rates.

There was some additional evidence for the "snowball" thesis as yields moved back up on Thursday afternoon (i.e. rates didn't really mean to fall quite that much). By Friday, most of the improvement was erased, but not enough to derail the friendly trend seen so far in April.

© 2026 MBS Live, LLC. - This newsletter is a service of MarketNewsletters.com.

The interest rates provided in this newsletter are national averages from independent data sources. Rate/APR terms may differ from those listed above based on the creditworthiness of the borrower. All information provided "as is" for informational purposes only, not intended for trading purposes or financial advice.

Read or subscribe to my newsletter online at: http://housingnewsletters.com/absolutemortgage

How much longer can these good times last? It's the market! One can never be sure.

If things go well, seasonal patterns suggest a yield bottom in June/July/August. That's happened in 6 out of the past 10 years. It's impossible to know how much rates could fall, but there's definitely more resistance in that direction. Bigger improvement in rates would be reserved for more dire economic scenarios--the kind we frankly hope not to see, no matter how much we like low rates.

If things go poorly, rates may not go much lower before beginning a steady grind toward higher highs in the coming months. How high depends on several factors, but in previous newsletters, we've highlighted a precedent that suggests 2.4% in 10yr Treasury yields--roughly 0.80% higher than current levels. Mortgage rates tend to move at a similar pace, especially now that the post-pandemic disconnect has been resolved.

© 2026 MBS Live, LLC. - This newsletter is a service of MarketNewsletters.com.

The interest rates provided in this newsletter are national averages from independent data sources. Rate/APR terms may differ from those listed above based on the creditworthiness of the borrower. All information provided "as is" for informational purposes only, not intended for trading purposes or financial advice.

Read or subscribe to my newsletter online at: http://housingnewsletters.com/absolutemortgage

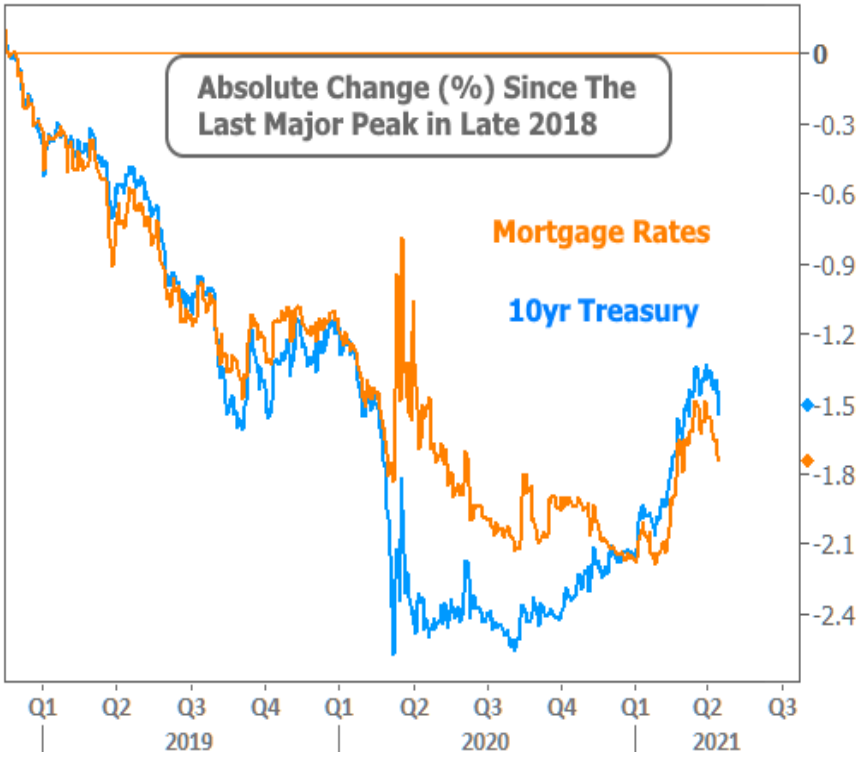

Selected charts from the week's other economic reports:

The Consumer Price Index (CPI) is one of the key **inflation** reports. The Fed will continue buying bonds and keeping short-term rates low until this number (and others like it) are closer to 2.5% on a sustained basis. This week's release clearly says "we're not there yet."

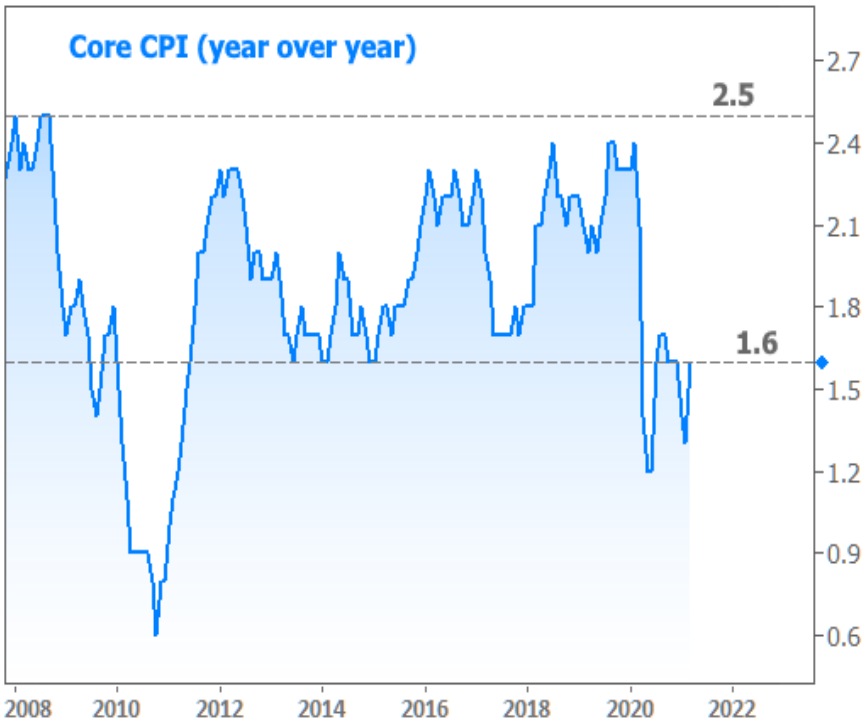

© 2026 MBS Live, LLC. - This newsletter is a service of MarketNewsletters.com.

The interest rates provided in this newsletter are national averages from independent data sources. Rate/APR terms may differ from those listed above based on the creditworthiness of the borrower. All information provided "as is" for informational purposes only, not intended for trading purposes or financial advice.

Read or subscribe to my newsletter online at: http://housingnewsletters.com/absolutemortgage

Housing Starts measure the number of new home construction projects that have reached the ground-breaking phase. This week's report (for the month of March) was the best since before the financial crisis.

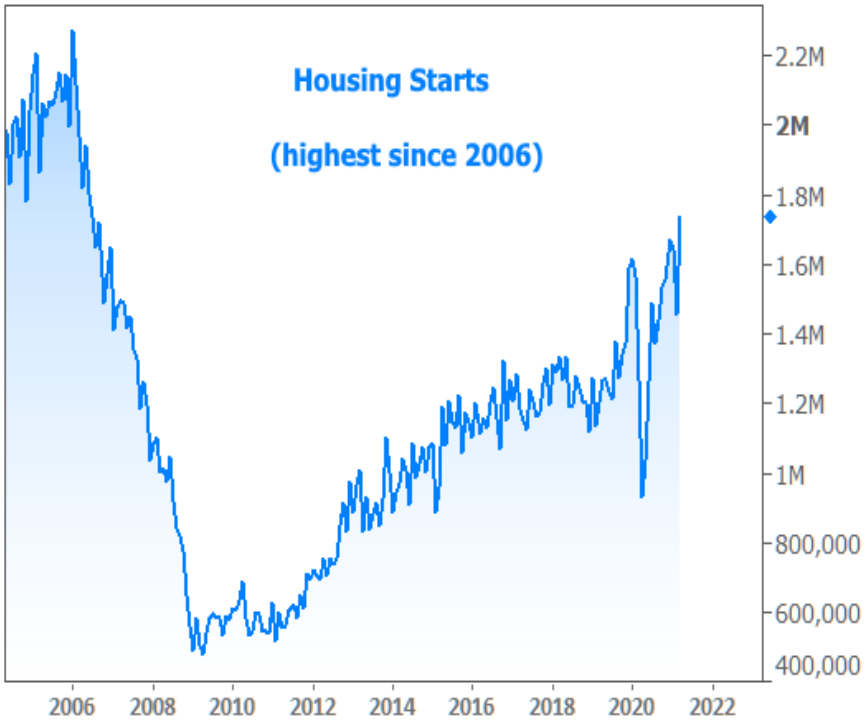

With the construction numbers in mind, it's no surprise to see **builder confidence** remaining near all-time highs.

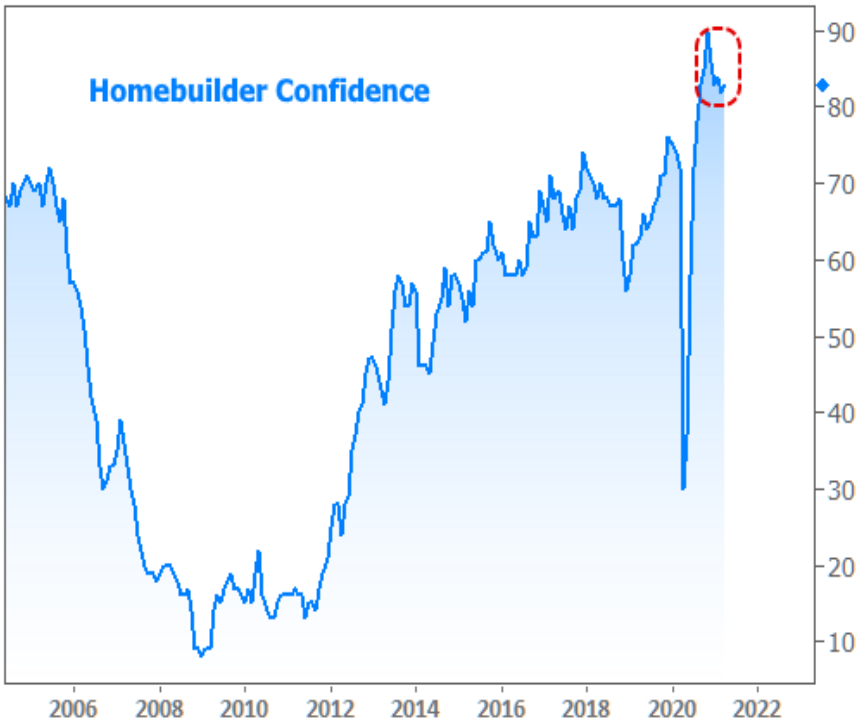

Subscribe to my newsletter online at: http://housingnewsletters.com/absolutemortgage

© 2026 MBS Live, LLC. - This newsletter is a service of MarketNewsletters.com.

The interest rates provided in this newsletter are national averages from independent data sources. Rate/APR terms may differ from those listed above based on the creditworthiness of the borrower. All information provided "as is" for informational purposes only, not intended for trading purposes or financial advice.

Read or subscribe to my newsletter online at: http://housingnewsletters.com/absolutemortgage

Recent Economic Data

Date	Event	Actual	Forecast	Prior
Monday, Apr 12				
11:30AM	3-Yr Note Auction (bl)	58		
1:00PM	10-yr Note Auction (bl)	38		
Tuesday, Apr 13				
8:30AM	Mar Core CPI (Annual) (%)	1.6	1.5	1.3
1:00PM	30-Yr Bond Auction (bl)	24		
Wednesday, Apr 14				
7:00AM	w/e MBA Purchase Index	279.5		283.6
7:00AM	w/e MBA Refi Index	2916.7		3068.8
8:30AM	Mar Import prices mm (%)	1.2	1.0	1.3
8:30AM	Mar Export prices mm (%)	2.1	1.0	1.6
12:00PM	Powell Q&A			
Thursday, Apr 15				
8:30AM	Apr Philly Fed Business Index	50.2	42.0	51.8
8:30AM	Mar Retail Sales (%)	9.8	5.9	-3.0
8:30AM	Apr NY Fed Manufacturing	26.30	20.00	17.40
8:30AM	w/e Jobless Claims (k)	576	625	744
9:15AM	Mar Industrial Production (%)	1.4	2.8	-2.2
10:00AM	Feb Business Inventories (%)	0.5	0.5	0.3
10:00AM	Apr NAHB housing market indx	83	83	82
Friday, Apr 16				
8:30AM	Mar House starts mm: change (%)	19.4		-10.3
8:30AM	Mar Building permits: number (ml)	1.766	1.750	1.720
8:30AM	Mar Housing starts number mm (ml)	1.739	1.617	1.421
8:30AM	Mar Build permits: change mm (%)	2.7		-8.8
10:00AM	Apr 5yr Inflation Outlook (%)	2.7		2.7
10:00AM	Apr Consumer Sentiment	86.5	89.6	84.9
10:00AM	Apr 1yr Inflation Outlook (%)	3.7		3.1
Wednesday, Apr 21				
7:00AM	w/e MBA Purchase Index	295.5		279.5
7:00AM	w/e MBA Refi Index	3219.9		2916.7
Thursday, Apr 22				
10:00AM	Mar Leading index chg mm (%)	1.3	1.0	0.2
10:00AM	Mar Existing home sales (ml)	6.01	6.19	6.22
10:00AM	Mar Exist. home sales % chg (%)	-3.7	0.8	-6.6
Friday, Apr 23				
9:45AM	Apr PMI-Manufacturing (Markit)	60.6	60.5	59.1

Event Importance:

No Stars = Insignificant
☆ Low
★ Moderate
★★ Important
★★ Very Important

© 2026 MBS Live, LLC. - This newsletter is a service of MarketNewsletters.com.

The interest rates provided in this newsletter are national averages from independent data sources. Rate/APR terms may differ from those listed above based on the creditworthiness of the borrower. All information provided "as is" for informational purposes only, not intended for trading purposes or financial advice.

Read or subscribe to my newsletter online at: http://housingnewsletters.com/absolutemortgage

Date	Event	Actual	Forecast	Prior
9:45AM	Apr PMI-Composite (source:Markit)	62.2		59.7
9:45AM	Apr PMI-Services (Markit)	63.1	61.9	60.4
10:00AM	Mar New Home Sales (%) (%)	20.7	12.8	-18.2
10:00AM	Mar New Home Sales (ml)	1.021	0.886	0.775

© 2026 MBS Live, LLC. - This newsletter is a service of MarketNewsletters.com.

The interest rates provided in this newsletter are national averages from independent data sources. Rate/APR terms may differ from those listed above based on the creditworthiness of the borrower. All information provided "as is" for informational purposes only, not intended for trading purposes or financial advice.

Read or subscribe to my newsletter online at: http://housingnewsletters.com/absolutemortgage