Kevin Hayes
President, Absolute Mortgage Group Inc
289218
8511 Kenneth Ridge ct Fair Oaks, CA 95628

Office: (209) 402-5555
kevin@absmg.com
View My Website

# Mortgage Market Still Waiting For Help

While some aspects of the housing/mortgage market have stabilized over the past few weeks, we're **still waiting** for some important guidance about the path ahead.

The last few newsletters are worth revisiting, but **here's a recap:**

- Lockdowns = unprecedented joblessness and unprecedented potential for missed mortgage payments.
- Mortgage servicers still have to pay mortgage investors. If they run out of money, Agencies (Fannie/Freddie/FHA/VA) foot the bill. If the forbearance load is big enough, several servicers could go out of business and agencies could run out of money.
- The relief bill guarantees forbearances for those who need them but doesn't guarantee funds will remain available for servicers/agencies.
- Mortgage investors expect the situation to be addressed, but until then, many have jacked up rates or completely pulled out of programs with more forbearance-related exposure.
- Even if the government says it has the mortgage industry's back, that would only take care of the biggest concern. Investors will still be cautious until they have a better sense of longer-term impacts.

Until then, expect to see the following problems persist:

**Higher Mortgage Rates (Relatively).**
Yes, mortgage rates are still historically low, but based on the trading levels seen in US Treasuries and mortgage bonds, they're much higher than they would normally be.

## National Average Mortgage Rates

| Mortgage News Daily | Rate | Change | Points |
|---|---|---|---|
| 30YR Fixed | 7.33% | **0.00** | 0.00 |
| 15YR Fixed | 7.01% | **+0.02** | 0.00 |
| 30YR FHA | 6.98% | **+0.02** | 0.00 |
| 30YR Jumbo | 7.60% | **0.00** | 0.00 |
| 7/6 SOFR | 6.85% | **+0.03** | 0.00 |
| 30YR VA | 6.99% | **+0.01** | 0.00 |

Rates as of: 10/27

## MBS and Treasury

| | Price / Yield | Change |
|---|---|---|
| MBS UMBS 6.0 | 99.39 | **-0.07** |
| 10 YR Treasury | 5.0103 | **+0.0115** |
| 30 YR Treasury | 5.3173 | **+0.0054** |

Pricing as of: 10/28 4:03AM EST

## Recent Housing Data

| | | Value | Change |
|---|---|---|---|
| Mortgage Apps | Oct 14 | 188.6 | -5.32% |
| Building Permits | Sep | 1.4M | +0.43% |
| Housing Starts | Sep | 1.22M | -4.24% |
| New Home Sales | Aug | 684K | +12.69% |
| Pending Home Sales | Aug | 71.2 | 0% |
| Existing Home Sales | Oct | 3.99M | +0.25% |
| Builder Confidence | Oct | 29 | -9.38% |

© 2026 MBS Live, LLC. - This newsletter is a service of MarketNewsletters.com.

The interest rates provided in this newsletter are national averages from independent data sources. Rate/APR terms may differ from those listed above based on the creditworthiness of the borrower. All information provided "as is" for informational purposes only, not intended for trading purposes or financial advice.

**Read or subscribe** to my newsletter online at: http://housingnewsletters.com/absolutemortgage

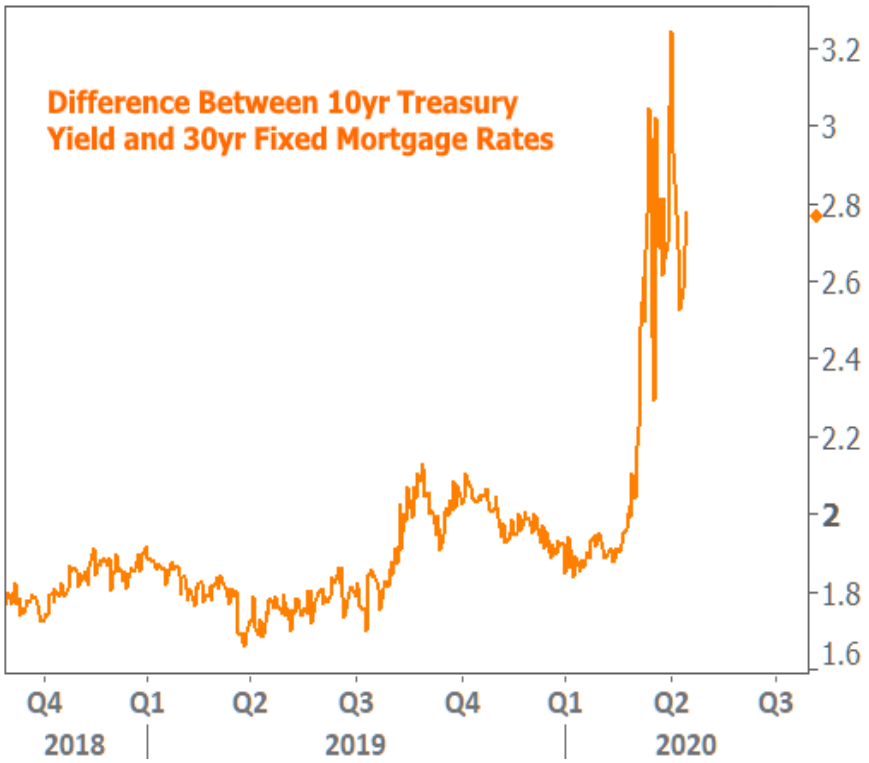


It's one thing to see rates diverge from Treasuries. That definitely happens. The divergence between mortgage rates and mortgage bonds is even more telling. Nothing like this has ever happened--not even remotely close.

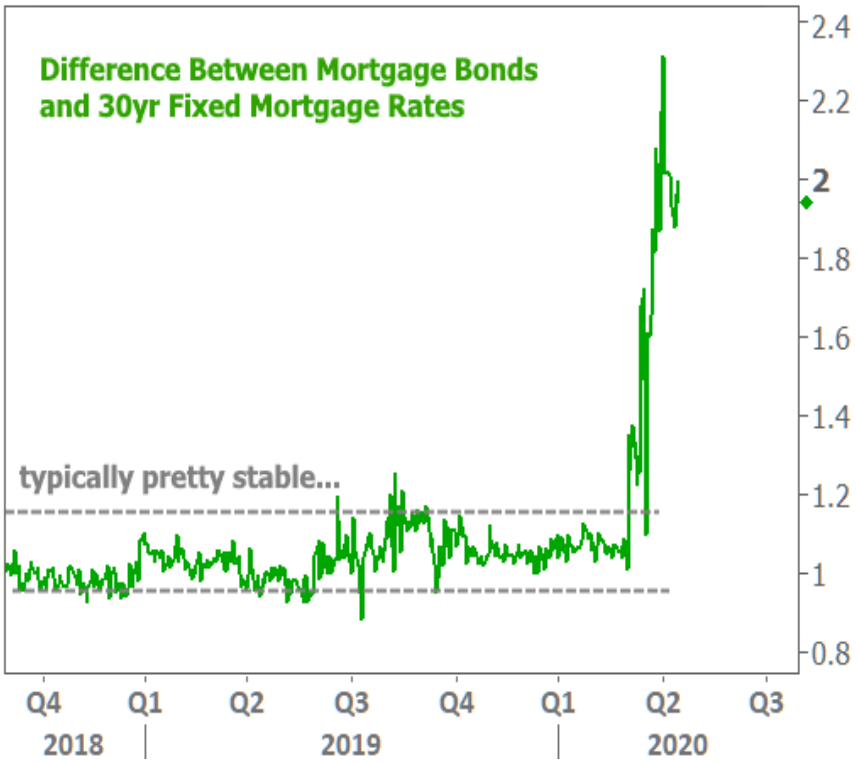


© 2026 MBS Live, LLC. - This newsletter is a service of MarketNewsletters.com.

The interest rates provided in this newsletter are national averages from independent data sources. Rate/APR terms may differ from those listed above based on the creditworthiness of the borrower. All information provided "as is" for informational purposes only, not intended for trading purposes or financial advice.

**Read or subscribe** to my newsletter online at: http://housingnewsletters.com/absolutemortgage

**Higher Rate Volatility.**
While volatility has died down significantly from 3 weeks ago, it's still much higher than normal. That means the rate you see in the morning could be very different in the afternoon. The differences can be even bigger from one day to the next. The true level of volatility isn't well-captured by most of the traditional sources. Granted, things have died down quite a bit, but the following chart gives you an idea of how under-reported the volatility can be.

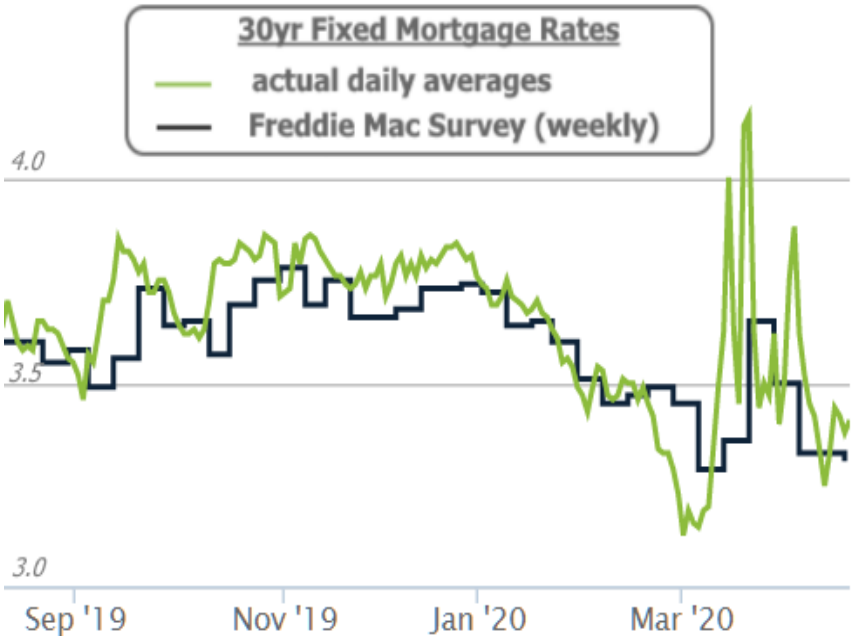


**The Return of Points.**
Upfront "discount points" charged on a mortgage were more prevalent in the past but rarely made economic sense in recent years. Now they're the only option for many scenarios.

In the past, loans with significant risk-based cost adjustments (for things like low FICO, high loan-to-value, investment properties, cash-out, etc) would be quoted a higher rate because investors were willing to pay proportionately more for any given increase in the note rate. The higher price paid by investors would soak up those risk-based adjustments and the borrower wouldn't have to bring any extra money to the table.

But that's no longer the case. Investors aren't paying up for higher rates like they used to No amount of extra interest is worth the extra upfront expense in their view. But the risk adjustments still have to be paid. So it falls to the borrower as an upfront cost. In other words, expect to see quotes with discount points for loans with several additional risk factors.

**Speculation and Misinformation.**
Tensions are running high everywhere. The mortgage industry is no exception. Not everyone is taking the time to vet sources or ask an expert before sharing info. For instance, one individual mortgage lender made some significant changes to its credit requirements last week. By Monday morning there were news stories and social media posts claiming (erroneously) the changes were industry-wide.

**A Strange Mix of Fear and Hope.**
The following chart tells two stories. On one hand, it shows the sharpest decline in new home construction in more than 30 years. On the other hand, it shows that construction merely returned to what were seen as high, stable levels less than a year ago.

© 2026 MBS Live, LLC. - This newsletter is a service of MarketNewsletters.com.

The interest rates provided in this newsletter are national averages from independent data sources. Rate/APR terms may differ from those listed above based on the creditworthiness of the borrower. All information provided "as is" for informational purposes only, not intended for trading purposes or financial advice.

**Read or subscribe** to my newsletter online at: http://housingnewsletters.com/absolutemortgage

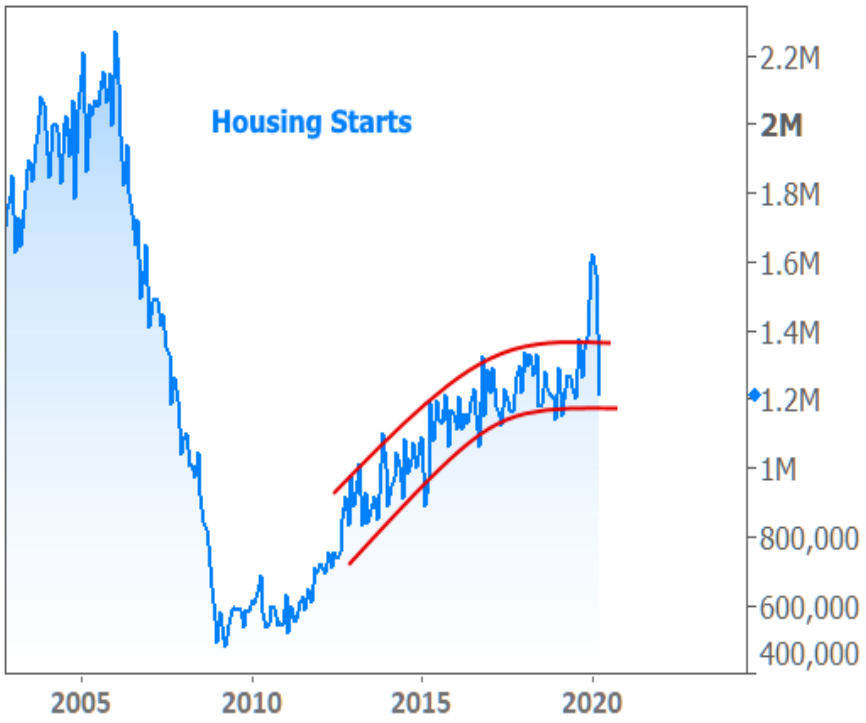


Yes, like many economic reports, this one may get worse before it gets better, but that brings up an important point about "hope." Rather than agonize over a progressively worse recession that happens for reasons that are only well understood in hindsight, **we all know why this is happening** and no one would be surprised to see the economic data get even weaker before it gets better. That's why the stock market barely budges when staggeringly bad numbers are released these days. The drama is well understood.

**The upside** is that we've never been in a position where the entire planet is simultaneously planning on things getting better based on simple, widely available, easily understood facts. Whether it's due to an eventual vaccine, better testing/control/quarantine measures, or successful strategies for gradually reopening the economy, the recovery equation is simple. More people returning to work + less people getting sick = a rapidly improving economic picture.

Subscribe to my newsletter online at: http://housingnewsletters.com/absolutemortgage

## Recent Economic Data

| Date | Event | Actual | Forecast | Prior |
|---|---|---|---|---|
| **Wednesday, Apr 15** | | | | |
| 7:00AM | w/e Mortgage Refinance Index | 4242.7 | | 3853.1 |
| 7:00AM | w/e MBA Purchase Index | 182.6 | | 185.9 |
| 8:30AM | Mar Retail Sales (%) | -8.7 | -8.0 | -0.5 |
| 8:30AM | Apr NY Fed Manufacturing | -78.2 | -35.00 | -21.50 |
| 9:15AM | Mar Industrial Production (%) | -5.4 | -4.0 | 0.6 |
| 10:00AM | Apr NAHB housing market indx | 30 | 55 | 72 |
| **Thursday, Apr 16** | | | | |

## Event Importance:

No Stars = Insignificant
☆ Low
★ Moderate
★★ Important
★★ Very Important

© 2026 MBS Live, LLC. - This newsletter is a service of MarketNewsletters.com.

The interest rates provided in this newsletter are national averages from independent data sources. Rate/APR terms may differ from those listed above based on the creditworthiness of the borrower. All information provided "as is" for informational purposes only, not intended for trading purposes or financial advice.

**Read or subscribe** to my newsletter online at: http://housingnewsletters.com/absolutemortgage

| Date | Event | Actual | Forecast | Prior |
|---|---|---|---|---|
| 8:30AM | Mar House starts mm: change (%) | -22.3 | | -1.5 |
| 8:30AM | Mar Housing starts number mm (ml) | 1.216 | 1.300 | 1.599 |
| 8:30AM | Apr Philly Fed Business Index | -56.6 | -30.0 | -12.7 |
| 8:30AM | w/e Jobless Claims (k) | 5245 | 4000 | 6606 |
| 8:30AM | w/e Continued jobless claims (ml) | 11.976 | 13.500 | 7.455 |
| **Friday, Apr 17** | | | | |
| 10:00AM | Mar Leading index chg mm (%) | -6.7 | -7.0 | 0.1 |
| **Tuesday, Apr 21** | | | | |
| 10:00AM | Mar Existing home sales (ml) | 5.27 | 5.30 | 5.77 |
| 10:00AM | Mar Exist. home sales % chg (%) | -8.5 | -8.1 | 6.5 |
| **Wednesday, Apr 22** | | | | |
| 7:00AM | w/e MBA Purchase Index | 186.4 | | 182.6 |
| 7:00AM | w/e Mortgage Refinance Index | 4206.7 | | 4242.7 |
| 9:00AM | Feb Monthly Home Price yy (%) | 5.7 | | 5.2 |
| **Thursday, Apr 23** | | | | |
| 9:45AM | Apr PMI-Services (Markit) | 27.0 | 31.5 | 39.8 |
| 9:45AM | Apr PMI-Manufacturing (Markit) | 36.9 | 38.0 | 48.5 |
| 9:45AM | Apr PMI-Composite (source:Markit) | 27.4 | | 40.9 |
| 10:00AM | Mar New home sales chg mm (%) | -15.4 | -15.0 | -4.4 |
| 10:00AM | Mar New home sales-units mm (ml) | 0.627 | 0.645 | 0.765 |
| **Friday, Apr 24** | | | | |
| 8:30AM | Mar Durable goods (%) | -14.4 | -11.9 | 1.2 |
| 10:00AM | Apr Consumer Sentiment (ip) | 71.8 | 68.0 | 71.0 |

© 2026 MBS Live, LLC. - This newsletter is a service of MarketNewsletters.com.

The interest rates provided in this newsletter are national averages from independent data sources. Rate/APR terms may differ from those listed above based on the creditworthiness of the borrower. All information provided "as is" for informational purposes only, not intended for trading purposes or financial advice.

**Read or subscribe** to my newsletter online at: http://housingnewsletters.com/absolutemortgage